

# **\*TM 5-4210-249-13&P-4**

---

## **TECHNICAL MANUAL**

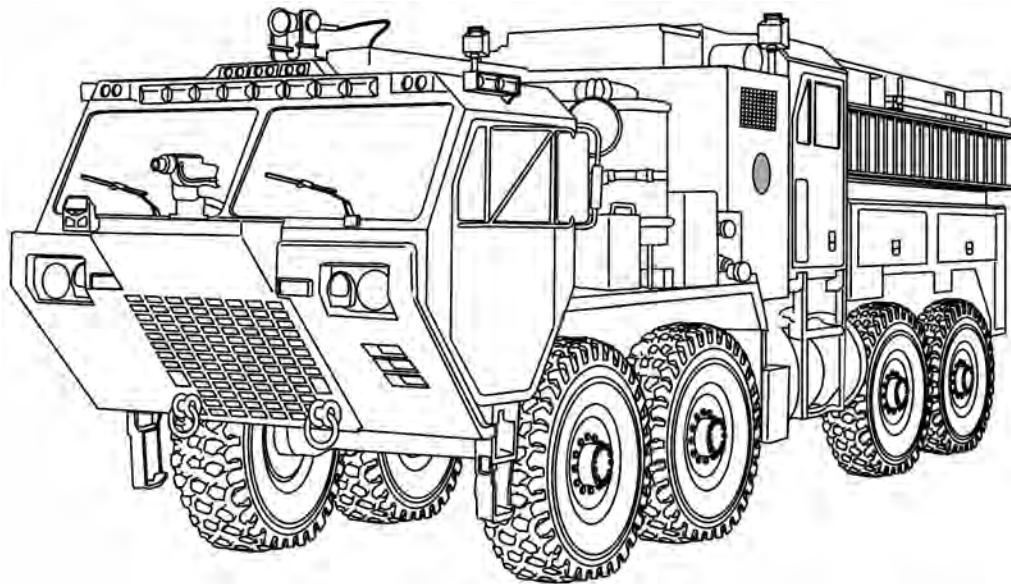
### **OPERATOR'S AND FIELD LEVEL MAINTENANCE MANUAL WITH REPAIR PARTS AND SPECIAL TOOLS LIST (INCLUDING DEPOT REPAIR PARTS AND SPECIAL TOOLS)**

**FOR**

## **TACTICAL FIRE FIGHTING TRUCK (TFFT)**

**MODEL M1142**

**NSN 4210-01-486-1035**



\* **SUPERSEDURE NOTICE:** This manual supersedes TM 9-2320-279-10-3 dated 15 March 2004 and TM 9-2320-315-14&P dated 15 October 2004.

**DISTRIBUTION STATEMENT A:** Approved for public release; distribution is unlimited.

---

**HEADQUARTERS, DEPARTMENT OF THE ARMY**

**20 FEBRUARY 2009**



## WARNING SUMMARY

---

This list summarizes critical warnings in this technical manual. They are repeated here to let you know how important they are. Study these warnings carefully. They can save your life and the lives of personnel you work with. If there is any doubt about handling tools, materials, equipment, and procedures, see TB 43-0216, Safety and Hazard Warnings for Operation and Maintenance of TACOM Equipment.

**FOR INFORMATION ON FIRST AID, REFER TO FM 4-25.11.**

### OPERATION HAZARDS

#### **WARNING**



- **CARBON MONOXIDE (EXHAUST GAS) CAN CAUSE DEATH**
- **Carbon monoxide is without color or smell, but can cause death. Breathing air with carbon monoxide produces symptoms of headache, dizziness, loss of muscular control, a sleepy feeling, and coma. Brain damage or death can result from heavy exposure. Carbon monoxide occurs in the exhaust fumes of fuel-burning heaters and internal combustion engines. Carbon monoxide can become dangerously concentrated under conditions of no ventilation. Precautions must be followed to ensure crew safety when the personnel heater or engine of any vehicle is operated for any purpose.**
- **DO NOT operate personnel heater or engine of vehicle in a closed place without proper ventilation.**
- **DO NOT drive any vehicle with inspection plates, cover plates, or engine compartment covers removed unless necessary for maintenance purposes.**
- **BE ALERT at all times during vehicle operation for exhaust odors and exposure symptoms. If either are present, IMMEDIATELY VENTILATE personnel compartments. If symptoms persist, remove affected crew to fresh air and keep warm. DO NOT PERMIT PHYSICAL EXERCISE. If necessary, give artificial respiration and get immediate medical attention. For artificial respiration, refer to FM 4-25.11.**
- **BE AWARE that the gas particulate filter unit or field protection mask for nuclear-biological-chemical protection WILL NOT offer safety from carbon monoxide poisoning.**
- **THE BEST DEFENSE AGAINST CARBON MONOXIDE POISONING IS GOOD VENTILATION.**

**WARNING**



Personnel hearing can be **PERMANENTLY DAMAGED** if exposed to constant high noise levels of 85 dB or greater. Wear approved hearing protection devices when working in high noise level areas. Hearing loss occurs gradually, but becomes permanent over time.

**MODIFICATION HAZARD**

**WARNING**



Unauthorized modifications to, alterations to, or installations of this equipment are prohibited and are in violation of AR 750-10. Any unauthorized modifications, alterations, or installations could result in injury or death to personnel or damage to equipment.

**HIGH-PRESSURE HYDRAULIC SYSTEM**

**WARNING**



- Hydraulic systems can cause serious injury if high-pressure lines or equipment fails.
- Never work on hydraulic systems or equipment unless there is another person nearby who is familiar with the operation and hazards of the equipment and can give first aid.
- Never disconnect any hydraulic hose or part while the engine is running. Allow several minutes to elapse after shutting off engine, to allow pressure to relieve itself, before attempting to remove hoses. Failure to comply may result in injury to personnel.

**ELECTRICAL SYSTEM****WARNING**

- Remove all jewelry, such as rings, dog tags, bracelets, etc. If jewelry or tools contact electrical circuits, a direct short may result. Damage to equipment or death to personnel may occur.
- Do not smoke, use open flame, make sparks or other ignition sources around batteries. A battery giving off gas could explode and cause injury to personnel.

**SOLVENT CLEANING COMPOUND****WARNING**

Solvent cleaning compound MIL-PRF-680 Type II and III may be irritating to the eyes and skin. Use protective gloves and goggles. Use in well-ventilated areas. Use respirator as needed. Accidental ingestion can cause irritation of digestive tract and respiratory tract, may cause lung and central nervous system damage. Can be fatal if swallowed. Inhalation of high/massive concentrations can cause coma or be fatal. First aid for ingestion: do not induce vomiting. Seek immediate medical attention. First aid for skin contact: remove contaminated clothing. Wash skin thoroughly with soap and water. If symptoms persist, seek medical attention. First aid for eye contact: flush with water for 15 minutes or until irritation subsides. If symptoms persist, seek medical attention. First aid for inhalation: move to fresh air. If not breathing, provide artificial respiration. If symptoms persist, seek medical attention. Keep away from open flames and other sources of ignition. Failure to follow this warning may result in injury or death to personnel.

- The flashpoint for Type II solvent cleaning compound is 141 to 198°F (61 to 92°C) and Type III is 200 to 241°F (93 to 116°C).
- Improper cleaning methods and use of unauthorized cleaning solvents may injure personnel and damage equipment.
- Fire extinguishers should be placed nearby when using solvent cleaning compound. Failure to follow this warning may result in injury or death.
- Cloths or rags saturated with solvent cleaning compound must be disposed of IAW authorized facilities' procedures. Failure to follow this warning may result in injury.
- Eye shields must be worn when cleaning with a wire brush. Flying rust and metal particle may cause injury.

**ADHESIVE**

**WARNING**



Adhesives, solvents, and sealing compounds can burn easily, can give off harmful vapors, and are harmful to skin and clothing. To avoid injury or death, keep away from open fire and use in well-ventilated area. If adhesive, solvent, or sealing compound gets on skin or clothing, wash immediately with soap and water.

**FLAMMABLE LIQUID AND COMBUSTIBLE VAPOR**

**WARNING**



Gasoline, fuel oil, lubricating oil, grease, paint, paint thinner, cleaning solvents, and other combustible liquids present a serious fire hazard. Always store combustible liquids in approved containers and in their designated compartments or deck storage locations. Ensure exhaust and ventilation fans are operating while using cleaning solvents or paint products. Never store or charge batteries in a confined space without ventilation or near electrical equipment.

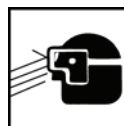
**WARNING**



Fuel is very flammable and can explode easily. To avoid serious injury or death, keep fuel away from open fire and keep fire extinguisher within easy reach when working with fuel. Do not work on fuel system when engine is hot. Fuel can be ignited by hot engine. While working with fuel, post signs that read NO SMOKING WITHIN 50 FEET OF VEHICLE.

**PARTS UNDER PRESSURE**

**WARNING**



Wear safety goggles and use caution when removing or installing springs, snap rings, retaining rings, and other parts under spring tension. These parts can act as projectiles, resulting in serious injury to personnel.

## LIST OF EFFECTIVE PAGES/WORK PACKAGES

NOTE: This manual supersedes TM 9-2320-279-10-3 dated 15 March 2004 and TM 9-2320-315-14&P dated 15 October 2004. Zero in the "Change No." column indicates an original page or work package.

Date of issue for the original manual is:

Original 20 FEBRUARY 2009

**TOTAL NUMBER OF VOLUMES IS 4, TOTAL NUMBER OF PAGES  
FOR FRONT AND REAR MATTER IS 290 AND TOTAL NUMBER OF  
WORK PACKAGES IS 625, CONSISTING OF THE FOLLOWING:**

| Page/WP No.                       | Change No. | Page/WP No.                 | Change No. |
|-----------------------------------|------------|-----------------------------|------------|
| <b>VOLUME 4</b>                   |            | WP 0591 (8 pgs) . . . . .   | 0          |
| Cover . . . . .                   | 0          | WP 0592 (12 pgs) . . . . .  | 0          |
| Warning Summary (4 pgs) . . . . . | 0          | WP 0593 (2 pgs) . . . . .   | 0          |
| i thru vi . . . . .               | 0          | WP 0594 (2 pgs) . . . . .   | 0          |
| vii/(viii blank) . . . . .        | 0          | WP 0595 (2 pgs) . . . . .   | 0          |
| Chp 5 Title Cont. page . . . . .  | 0          | WP 0596 (4 pgs) . . . . .   | 0          |
| WP 0564 (10 pgs) . . . . .        | 0          | WP 0597 (2 pgs) . . . . .   | 0          |
| WP 0565 (4 pgs) . . . . .         | 0          | WP 0598 (2 pgs) . . . . .   | 0          |
| WP 0566 (4 pgs) . . . . .         | 0          | WP 0599 (4 pgs) . . . . .   | 0          |
| WP 0567 (10 pgs) . . . . .        | 0          | WP 0600 (4 pgs) . . . . .   | 0          |
| WP 0568 (4 pgs) . . . . .         | 0          | WP 0601 (6 pgs) . . . . .   | 0          |
| WP 0569 (2 pgs) . . . . .         | 0          | WP 0602 (4 pgs) . . . . .   | 0          |
| WP 0570 (10 pgs) . . . . .        | 0          | WP 0603 (4 pgs) . . . . .   | 0          |
| WP 0571 (8 pgs) . . . . .         | 0          | WP 0604 (6 pgs) . . . . .   | 0          |
| WP 0572 (6 pgs) . . . . .         | 0          | WP 0605 (8 pgs) . . . . .   | 0          |
| WP 0573 (6 pgs) . . . . .         | 0          | WP 0606 (18 pgs) . . . . .  | 0          |
| WP 0574 (2 pgs) . . . . .         | 0          | WP 0607 (2 pgs) . . . . .   | 0          |
| WP 0575 (8 pgs) . . . . .         | 0          | WP 0608 (2 pgs) . . . . .   | 0          |
| WP 0576 (4 pgs) . . . . .         | 0          | WP 0609 (8 pgs) . . . . .   | 0          |
| WP 0577 (6 pgs) . . . . .         | 0          | Chp 6 Title page . . . . .  | 0          |
| WP 0578 (4 pgs) . . . . .         | 0          | WP 0610 (8 pgs) . . . . .   | 0          |
| WP 0579 (14 pgs) . . . . .        | 0          | WP 0611 (4 pgs) . . . . .   | 0          |
| WP 0580 (2 pgs) . . . . .         | 0          | WP 0612 (4 pgs) . . . . .   | 0          |
| WP 0581 (34 pgs) . . . . .        | 0          | WP 0613 (4 pgs) . . . . .   | 0          |
| WP 0582 (6 pgs) . . . . .         | 0          | WP 0614 (20 pgs) . . . . .  | 0          |
| WP 0583 (8 pgs) . . . . .         | 0          | WP 0615 (478 pgs) . . . . . | 0          |
| WP 0584 (2 pgs) . . . . .         | 0          | WP 0616 (2 pgs) . . . . .   | 0          |
| WP 0585 (6 pgs) . . . . .         | 0          | WP 0617 (4 pgs) . . . . .   | 0          |
| WP 0586 (4 pgs) . . . . .         | 0          | WP 0618 (36 pgs) . . . . .  | 0          |
| WP 0587 (2 pgs) . . . . .         | 0          | WP 0619 (50 pgs) . . . . .  | 0          |
| WP 0588 (2 pgs) . . . . .         | 0          | Chp 7 Title page . . . . .  | 0          |
| WP 0589 (2 pgs) . . . . .         | 0          | WP 0620 (2 pgs) . . . . .   | 0          |
| WP 0590 (4 pgs) . . . . .         | 0          | WP 0621 (4 pgs) . . . . .   | 0          |
|                                   |            | WP 0622 (22 pgs) . . . . .  | 0          |

TM 5-4210-249-13&P-4

---

| <b>Page/WP No.</b>    | <b>Change No.</b> | <b>Page/WP No.</b>          | <b>Change No.</b> |
|-----------------------|-------------------|-----------------------------|-------------------|
| WP 0623 (20 pgs)..... | 0                 | WP 0625 (6 pgs).....        | 0                 |
| WP 0624 (4 pgs).....  | 0                 | INDEX-1 thru INDEX-38 ..... | 0                 |



HEADQUARTERS  
DEPARTMENT OF THE ARMY  
WASHINGTON, D.C., 20 FEBRUARY 2009

**TECHNICAL MANUAL**

**OPERATOR'S AND FIELD LEVEL  
MAINTENANCE MANUAL  
WITH REPAIR PARTS AND SPECIAL TOOLS LIST  
(INCLUDING DEPOT REPAIR PARTS AND SPECIAL TOOLS)**

**FOR**

**TACTICAL FIRE FIGHTING TRUCK (TFFT)**

**MODEL M1142**

**NSN 4210-01-486-1035**

**REPORTING ERRORS AND RECOMMENDING IMPROVEMENTS**

You can help improve this publication. If you find any errors, or if you would like to recommend any improvements to the procedures in this publication, please let us know. The preferred method is to submit you DA Form 2028 (Recommended Changes to Publications and Blank Forms) through the Internet, on the Army Electronic Product Support (AEPS) website. The Internet address is <https://aeeps.ria.army.mil>. The DA Form 2028 is located under the Public Applications section in the AEPS Public Home Page. Fill out the form and click on SUBMIT. Using this form on the AEPS will enable us to respond quicker to your comments and better manage the DA Form 2028 program. You may also mail, e-mail, or fax your comments of DA Form 2028 directly to the U.S. Army TACOM Life Cycle Management Command. The postal mail address is U.S. Army TACOM Life Cycle Management Command, ATTN: AMSTA-LC-LMPP / TECH PUBS, 1 Rock Island Arsenal, Rock Island, IL 61299-7630. The e-mail address is [tacomlcmc.daform2028@us.army.mil](mailto:tacomlcmc.daform2028@us.army.mil). The fax number is DSN 793-0726 or Commercial (309) 782-0726.

\* **SUPERSEDURE NOTICE:** This manual supersedes TM 9-2320-279-10-3 dated 15 March 2004 and TM 9-2320-315-14&P dated 15 October 2004.

**DISTRIBUTION STATEMENT A:** Approved for public release; distribution is unlimited.

**TABLE OF CONTENTS**

|   | <u>Page No.</u> | <u>WP Sequence No.</u> |
|---|-----------------|------------------------|
| <b>VOLUME 4</b>   |                 |                        |
| <b>CHAPTER 5 FIELD LEVEL MAINTENANCE (CONTINUED)</b>  |                 |                        |
| <b>MOUNTING BRACKETS, FUEL TANK, AND AIR TANK, AND AIR RESERVOIR</b>  |                 |                        |
| Fuel Tank Brackets Replacement . . . . .  |                 | WP 0564                |
| Roof Turret Mounting Plate Replacement . . . . .  |                 | WP 0565                |
| Turret Bumper Mount Replacement . . . . .   |                 | WP 0566                |
| <b>FIXED FIREFIGHTING EQUIPMENT</b>   |                 |                        |
| Air Lines and Fittings Replacement . . . . .  |                 | WP 0567                |
| Table 1. Air Supply Air Lines. . . . .  | 0567-4          |                        |
| Table 2. Bumper Turret Braided Air Lines. . . . .   | 0567-4          |                        |
| Table 3. Roof, Bumper, and Pump Cooler<br>Dump to Ground Valve Air Lines. . . . .   | 0567-4          |                        |
| Table 4. Shutoff Control Valve Manifold and Valve<br>Air Lines. . . . .   | 0567-6          |                        |
| Table 5. Foam Metering Control Valve Manifold to<br>Shutoff Control Valve Manifold and<br>Multi-metering Valve Air Lines. . . . . | 0567-9          |                        |
| Bumper and Roof Turret Manifold Block Replacement . . . . .   |                 | WP 0568                |
| Bumper Turret Replacement . . . . .   |                 | WP 0569                |
| Bumper Turret Control Replacement . . . . .   |                 | WP 0570                |
| Bumper Turret Repair. . . . .   |                 | WP 0571                |
| Bumper Turret Junction Box Replacement. . . . .   |                 | WP 0572                |
| Bumper Turret Junction Box Repair. . . . .  |                 | WP 0573                |
| Foam Cover and Water Tank Vent Replacement. . . . .   |                 | WP 0574                |
| Ground Sweeps Replacement . . . . .   |                 | WP 0575                |
| Ground Sweeps Valve Replacement . . . . .   |                 | WP 0576                |
| Pre-Connects Replacement . . . . .  |                 | WP 0577                |
| Pump Cooler (Dump-To-Ground) Valve Replacement. . . . .   |                 | WP 0578                |
| Roof Turret, Automatic Drain Valve, and Controls Replacement . . . . .  |                 | WP 0579                |
| Roof Turret Valve Replacement . . . . .   |                 | WP 0580                |
| Roof Turret and Controls Repair . . . . .   |                 | WP 0581                |

**TABLE OF CONTENTS (CONTINUED)**

|  | <u>Page No.</u> | <u>WP Sequence No.</u> |
|--|-----------------|------------------------|
| Windshield Deluge Shutoff Valve and Strainer<br>Assembly Replacement . . . . . |                 | WP 0582                |
| <b>HYDRAULIC GENERATOR ASSEMBLY</b>  |                 |                        |
| Hydraulic Generator Cables Replacement . . . . .                               |                 | WP 0583                |
| Hydraulic Generator Compensator Replacement . . . . .                          |                 | WP 0584                |
| Hydraulic Generator Digital Display Module Replacement . . . . .               |                 | WP 0585                |
| Hydraulic Generator Hoses Replacement . . . . .                                |                 | WP 0586                |
| Table 1. Hydraulic Generator System Hoses. . . . .                             | 0586-3          |                        |
| Hydraulic Generator Oil Cooler Fan Replacement . . . . .                       |                 | WP 0587                |
| Hydraulic Generator Oil Drain/Fill . . . . .                                   |                 | WP 0588                |
| Hydraulic Generator Oil Filter Replacement . . . . .                           |                 | WP 0589                |
| Hydraulic Generator Oil Filter Base Replacement. . . . .                       |                 | WP 0590                |
| Hydraulic Generator Motor Replacement . . . . .                                |                 | WP 0591                |
| Hydraulic Generator Replacement . . . . .                                      |                 | WP 0592                |
| Hydraulic Generator Reservoir Boost Unit Assembly Replacement . . . . .        |                 | WP 0593                |
| Hydraulic Generator Reservoir Breather Replacement . . . . .                   |                 | WP 0594                |
| Hydraulic Generator Reservoir Fluid Level Gauge Replacement . . . . .          |                 | WP 0595                |
| Hydraulic Generator Reservoir Replacement . . . . .                            |                 | WP 0596                |
| Hydraulic Generator Reservoir Strainer Replacement . . . . .                   |                 | WP 0597                |
| Hydraulic Generator Reservoir Temperature Sensor Replacement . . . . .         |                 | WP 0598                |
| Hydraulic System Bleed . . . . .   |                 | WP 0599                |
| Power Take Off (PTO) Replacement. . . . .                                      |                 | WP 0600                |
| Power Take Off (PTO) Pump Replacement . . . . .                                |                 | WP 0601                |
| Power Take Off (PTO) Solenoid and Pressure Switch Replacement . . . . .        |                 | WP 0602                |
| <b>MISCELLANEOUS WINTERIZATION EQUIPMENT</b>                                   |                 |                        |
| Crew Cab Insulation Replacement . . . . .                                      |                 | WP 0603                |
| Heat Trace Junction Box Replacement . . . . .                                  |                 | WP 0604                |
| Heat Trace Thermostat Replacement . . . . .                                    |                 | WP 0605                |
| Piping Heat Trace Replacement . . . . .  |                 | WP 0606                |
| Plumbing Insulation Replacement. . . . .                                       |                 | WP 0607                |
| <b>TECHNICAL SUPPORT</b>   |                 |                        |
| Illustrated List of Manufactured Items . . . . .                               |                 | WP 0608                |
| Table 1. Chain. . . . .  | 0608-2          |                        |

**TABLE OF CONTENTS (CONTINUED)**

|  | <u>Page No.</u> | <u>WP Sequence No.</u> |
|--|-----------------|------------------------|
| Torque Limits .....  |                 | WP 0609                |
| Table 1. Torque Limits for Wet Flange Nuts. ....                                     | 0609-3          |                        |
| Table 2. Torque Limits for Wet Socket Head Capscrews. . .                            | 0609-3          |                        |
| Table 3. Torque Limits for Dry Fasteners. ....                                       | 0609-5          |                        |
| Table 4. Torque Limits for Wet Fasteners. ....                                       | 0609-6          |                        |
| Table 5. Torque Limits for SAE 37-Degree Flare Hose<br>Connections. ....             | 0609-7          |                        |
| Table 6. Torque Limits for SAE 45-Degree Flare Hose<br>Connections. ....             | 0609-7          |                        |
| Table 7. Torque Limits for ORS Preformed Packing Face<br>Seal Hose Connections. .... | 0609-8          |                        |
| Table 8. Torque Limits for NPSM Swivel Connections. ....                             | 0609-8          |                        |
| <b>CHAPTER 6 PARTS INFORMATION</b>   |                 |                        |
| Repair Parts and Special Tools List (RPSTL) Introduction. ....                       |                 | WP 0610                |
| Table 1. SMR Code Explanation. ....  | 0610-2          |                        |
| Table 2. Source Code Explanation. ....   | 0610-2          |                        |
| Table 3. Third Position Maintenance Code Explanation. . . .                          | 0610-3          |                        |
| Table 4. Fourth Position Maintenance Code Explanation. . .                           | 0610-4          |                        |
| Table 5. Recoverability Code Explanation. ....                                       | 0610-4          |                        |
| Function Group Code 07 - Transmission .....  |                 | WP 0611                |
| Function Group Code 12 - Brakes .....  |                 | WP 0612                |
| Function Group Code 34 - Armament and Sighting and Fire Control Materiel .....       |                 | WP 0613                |
| Function Group Code 52 - Refrigeration and Air Conditioning Components. ....         |                 | WP 0614                |
| Function Group Code 76 - Firefighting Equipment Components .....                     |                 | WP 0615                |
| Function Group Code 94 - Repair Kits .....   |                 | WP 0616                |
| Function Group Code 95 - General Use Standardized Parts .....                        |                 | WP 0617                |
| RPSTL NSN Index .....  |                 | WP 0618                |
| RPSTL Part Number Index. ....  |                 | WP 0619                |

**TABLE OF CONTENTS (CONTINUED)**

|   | <u>Page No.</u> | <u>WP Sequence No.</u> |
|---|-----------------|------------------------|
| <b>CHAPTER 7 SUPPORTING INFORMATION</b>                                     |                 |                        |
| References .....  |                 | WP 0620                |
| Maintenance Allocation Chart (MAC) Introduction. ....                       |                 | WP 0621                |
| Maintenance Allocation Chart (MAC) .....                                    |                 | WP 0622                |
| Table 1. Two-Level Maintenance Allocation Chart for TFFT. 0622-1            |                 |                        |
| Table 2. Tools and Test Equipment for TFFT. .... 0622-21                    |                 |                        |
| Table 3. Remarks for TFFT. .... 0622-22                                     |                 |                        |
| Components of End Item (COEI) and Basic Issue Items (BII). ....             |                 | WP 0623                |
| Table 1. Components of End Item. .... 0623-2                                |                 |                        |
| Table 2. Basic Issue Items. .... 0623-17                                    |                 |                        |
| Additional Authorization List (AAL) .....                                   |                 | WP 0624                |
| Table 1. Additional Authorization List. .... 0624-2                         |                 |                        |
| Expendable Supplies and Materials List .....                                |                 | WP 0625                |
| Table 1. Expendable and Durable Supplies and<br>Materials List. .... 0625-1 |                 |                        |
| <b>ALPHABETICAL INDEX</b> .....   |                 | INDEX-1                |

## HOW TO USE THIS TECHNICAL MANUAL

This manual is designed to help operate and maintain the Tactical Fire Fighting Truck (TFFT). This technical manual should be used in conjunction with the TM 9-2320-347-10 and TM 9-2320-325-14&P series manuals. Listed below are some of the features included in this manual to help locate and use the needed information:

- Warnings, cautions, subject headings, and other essential information are printed in bold type, making them easier to see.
- In addition to text, there are illustrations showing how to take a component off and put it back on. Cleaning and inspection criteria are also included where necessary.

This manual is subdivided into four volumes containing the following:

### Volume 1

- Chapter 1 of this manual supplements the TM 9-2320-347-10 manual and it describes the TFFT specific components. Equipment data is also provided.
- Chapter 2 of this manual supplements the TM 9-2320-347-10 manual and provides TFFT Operating Instructions.
- Chapter 3 of this manual supplements the TM 9-2320-325-14&P manual and provides TFFT Operator and Field Level Troubleshooting Procedures for Refrigeration and Air Conditioning Components, Fire Pump System, Foam Proportioner System, and Water Tank Assembly.

### Volume 2

- Chapter 3 (continued) of this manual supplements the TM 9-2320-325-14&P manual and provides TFFT Field Level Troubleshooting Procedures for Instrument Housing Assembly, Siren Assembly, Spotlights, Dome and Engine Light Assembly, Miscellaneous Electrical Components, and Heater, Vehicular Compartment.
- Chapter 4 of this manual supplements the TM 9-2320-325-14&P manual and provides TFFT Preventive Maintenance Checks and Services (PMCS) and Lubrication Instructions.
- Chapter 5 of this manual supplements the TM 9-2320-325-14&P manual and provides Field Level Maintenance Instructions for Adjustments and Alignments on the TFFT, as well as Removal/Installation Instructions for Refrigeration and Air Condition Components, Brake System Maintenance, Fire Pump Assembly, Relief Valve Assembly, Primer Pump Assembly, Drain Valve Assembly, and Foam System Assembly.

### Volume 3

- Chapter 5 (continued) of this manual supplements the TM 9-2320-325-14&P manual and provides TFFT Field Level Maintenance Removal/Installation Instructions Water Tank Assembly, Instrument Housing Assembly, Siren Assembly, Warning Light Assembly, Spotlights, Dome and Engine Assembly, Miscellaneous Electrical components, Heater, Vehicular Compartment, Water Pump Engine Cooling Assembly, Piping, Water and Foam, and Special Purpose Body.

### Volume 4

- Chapter 5 (continued) of this manual supplements the TM 9-2320-325-14&P manual and provides TFFT Field Level Maintenance Removal/Installation Instructions Mounting Brackets, Fuel Tank, and Air Tank, and Air Reservoir, Fixed Firefighting Equipment, Hydraulic Generator Assembly, and Miscellaneous Winterization Equipment. An Illustrated List of Manufactured Items and Torque Limits are provided at the rear of this chapter.

- Chapter 6 of this manual supplements the TM 9-2320-325-14&P manual and provides Repair Parts and Special Tools List (RPSTL) for the TFFT.
- Chapter 7 of this manual supplements the TM 9-2320-325-14&P manual and provides References, Two-Level Maintenance Allocation Chart (MAC), Components of End Item (COEI) and Basic Issue Items (BII) Lists, Additional Authorization list (AA), and Expendable and Durable Supplies and Material Lists. An Alphabetical Index is provided to help locate items in the text.

The vehicles referenced in the TM 9-2320-347-10 and TM 9-2320-325-14&P manuals are similar, but not identical to the vehicle referenced in the supplemental manual. TFFT vehicle procedures that are common to the M977A2 can be found in the TM 9-2320-347-10 or TM 9-2320-325-14&P manual. Configuration differences can be determined by visually inspecting the vehicle prior to maintenance.

Follow these guidelines when using the manual:

- Read all WARNINGS and CAUTIONS before performing any procedure.
- The operator must read this technical manual along with TM 9-2320-347-10 manual and become familiar with the content of each manual before attempting to operate the vehicle.
- Maintenance personnel must read this technical manual along with TM 9-2320-325-14&P manual and become familiar with the content of each manual before performing any maintenance to the vehicle.





## **CHAPTER 5**

### **MAINTENANCE INSTRUCTIONS (CONTINUED)**



---

**FIELD LEVEL MAINTENANCE**  
**FUEL TANK BRACKETS REPLACEMENT**

---

**INITIAL SETUP:****Tools and Special Tools**

Crew Cab Lifting Fixture (WP 0622, Item 8)  
 Drain Pan (WP 0622, Item 9)  
 Tool Kit, General Mechanic's: Automotive  
 (WP 0622, Item 27)

**Materials/Parts**

Compound, Sealing (WP 0625, Item 17)  
 Seal, Sentry, Blue (WP 0625, Item 44)  
 Tags, Identification (WP 0625, Item 51)  
 Lockwasher (8)  
 Lockwasher (1)  
 Locknut (6)  
 Locknut (2)

**Personnel Required**


MOS 63B Wheeled vehicle mechanic (3)

**References**

WP 0615, Fig. 164

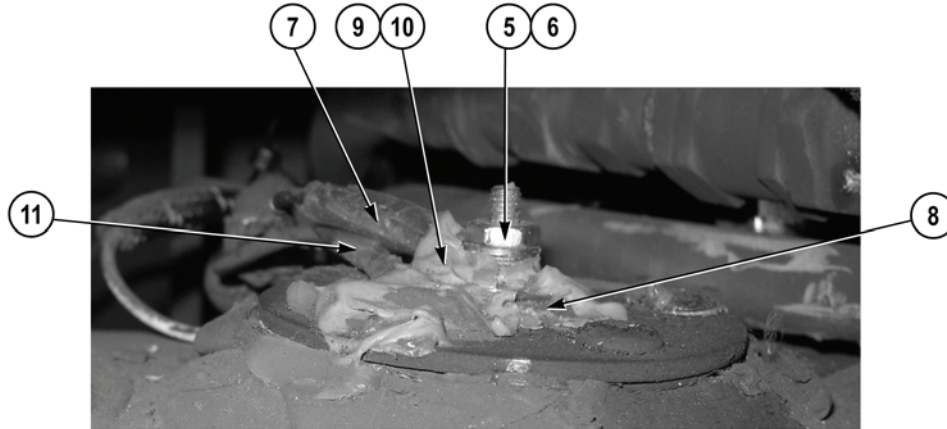
**Equipment Conditions**

Driver side crew cab ladder removed (WP 0514)  
 Air reservoir No. 2  
 removed (TM 9-2320-325-14&P)  
 Fuel tank drained (TM 9-2320-325-14&P)

**REMOVAL****NOTE**

Both spanner wrench brackets are removed the same way. Driver side rear spanner wrench bracket shown.


1. Remove four screws (1), lockwashers (2), washers (3), and two spanner wrench brackets (4) from vehicle. Discard lockwashers.



### NOTE

Tag and mark wires prior to removal to ensure proper installation.

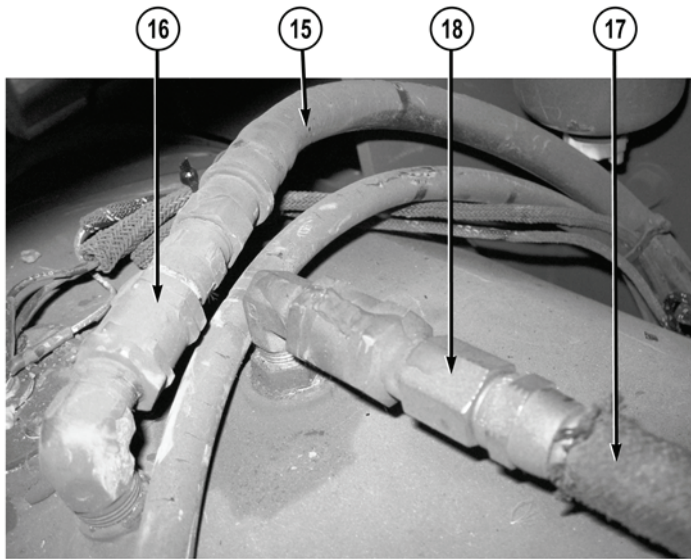
2. Remove nut (5), lockwasher (6), and wire (7) from fuel level sending unit (8). Discard lockwasher.
3. Remove nut (9), lockwasher (10), and wire (11) from fuel level sending unit (8). Discard lockwasher.

**WARNING**

**Fuel is very flammable and can explode easily. To avoid serious injury or death, keep fuel away from open fire and keep fire extinguisher within easy reach when working with fuel. Do not work on fuel system when engine is hot. Fuel can be ignited by hot engine. While working with fuel, post signs that read NO SMOKING WITHIN 50 FEET OF VEHICLE.**


**NOTE**

- A small amount of fuel may drain from hoses.
  - Tag and mark fuel hoses prior to removal to ensure proper installation.
4. Position a suitable drain pan below fuel hoses (12).
  5. Loosen two screws (13) and remove fuel hoses (12) from heater tank fuel pickups (14).


**NOTE**

Tag and mark fuel supply lines prior to removal to ensure proper installation.

6. Remove engine fuel supply line (15) from fitting (16).
7. Remove water pump engine fuel supply line (17) from fitting (18).




8. Remove engine fuel return line (19) from elbow (20).
9. Remove water pump engine fuel return line (21) from elbow (22).

**WARNING**

**Fuel tank is bulky and awkward to handle. An assistant and a suitable lifting device must be used to avoid injury or death to personnel.**

10. With the aid of an assistant and a suitable lifting device, remove three locknuts (23) and T-bolts (24) from fuel tank straps (25) and remove fuel tank (26) from vehicle. Discard locknuts.

**NOTE**

Three fuel strap mounting brackets are removed the same way. Rear fuel tank strap mounting bracket shown.

11. Remove four locknuts (27) and screws (28) from fuel tank strap mounting bracket (29), fuel tank lowering bracket (30), and vehicle. Discard locknuts.



- Remove two locknuts (31), screws (32), and fuel tank strap mounting bracket (29) from vehicle. Discard locknuts.


#### END OF TASK

#### INSTALLATION

#### NOTE

Three fuel tank strap mounting brackets are installed the same way. Rear fuel tank strap mounting bracket shown.

- Install fuel tank mounting bracket (29) on vehicle with two screws (32) and locknuts (31). Tighten locknuts to 80 lb-ft (108 N•m).




- Install fuel tank strap mounting bracket (29) and fuel tank lowering bracket (30) on vehicle with four screws (28) and locknuts (27). Tighten locknuts to 80 lb-ft (108 N•m).



**WARNING**

Adhesives, solvents, and sealing compounds can burn easily, can give off harmful vapors, and are harmful to skin and clothing. To avoid injury or death, keep away from open fire and use in well-ventilated area. If adhesive, solvent, or sealing compound gets on skin or clothing, wash immediately with soap and water.

3. Apply sealing compound to four locknuts (27) and two locknuts (31) to mark torque point.

**⚠ CAUTION**


Ensure that rubber lining is in place on fuel tank straps. Failure to comply may result in excessive wear on fuel tank.

4. With the aid of an assistant and a suitable lifting device, position fuel tank (26) on vehicle and secure fuel tank (26) with three fuel tank straps (25), screws (24), and locknuts (23). Tighten locknuts to 90 lb-ft (122 N•m).

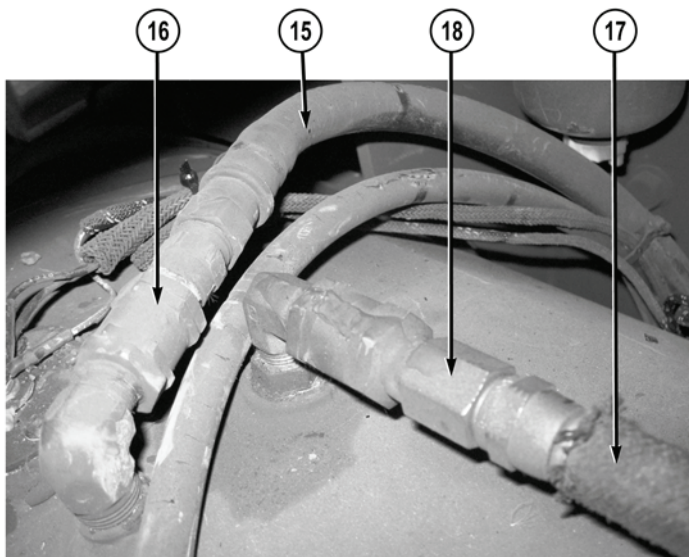
**WARNING**

Adhesives, solvents, and sealing compounds can burn easily, can give off harmful vapors, and are harmful to skin and clothing. To avoid injury or death, keep away from open fire and use in well-ventilated area. If adhesive, solvent, or sealing compound gets on skin or clothing, wash immediately with soap and water.


5. Apply sealing compound to three locknuts (23) to mark torque point.



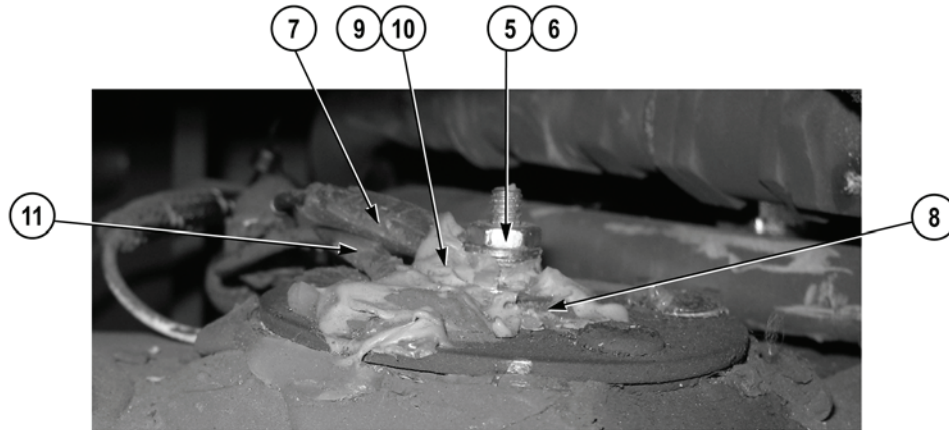
6. Install water pump engine fuel return line (21) on elbow (22).
7. Install engine fuel return line (19) on elbow (20).



8. Install water pump engine fuel supply line (17) on fitting (18).
9. Install engine fuel supply line (15) on fitting (16).



10. Install two fuel hoses (12) on heater tank fuel pickups (14) and tighten two screws (13).




11. Install wire (11) on fuel quantity sending unit (8) with lockwasher (10) and nut (9).  
 12. Install wire (7) on fuel quantity sending unit (8) with lockwasher (6) and nut (5).

### **WARNING**



**Adhesives, solvents, and sealing compounds can burn easily, can give off harmful vapors, and are harmful to skin and clothing. To avoid injury or death, keep away from open fire and use in well-ventilated area. If adhesive, solvent, or sealing compound gets on skin or clothing, wash immediately with soap and water.**

13. Apply sealing compound to electrical connections at nut (9) and nut (5).



14. Install spanner wrench bracket (4) on vehicle with four washers (3), lockwashers (2), and screws (1).

**END OF TASK****FOLLOW-ON MAINTENANCE**

1. Install air reservoir No. 2 (TM 9-2320-325-14&P)
2. Install driver side crew cab ladder (WP 0514)

**END OF TASK****END OF WORK PACKAGE**

---

**FIELD LEVEL MAINTENANCE**  
**ROOF TURRET MOUNTING PLATE REPLACEMENT**

---

**INITIAL SETUP:****Tools and Special Tools**

Tool Kit, General Mechanic's: Automotive  
(WP 0622, Item 27)

**References**

WP 0615, Fig. 170

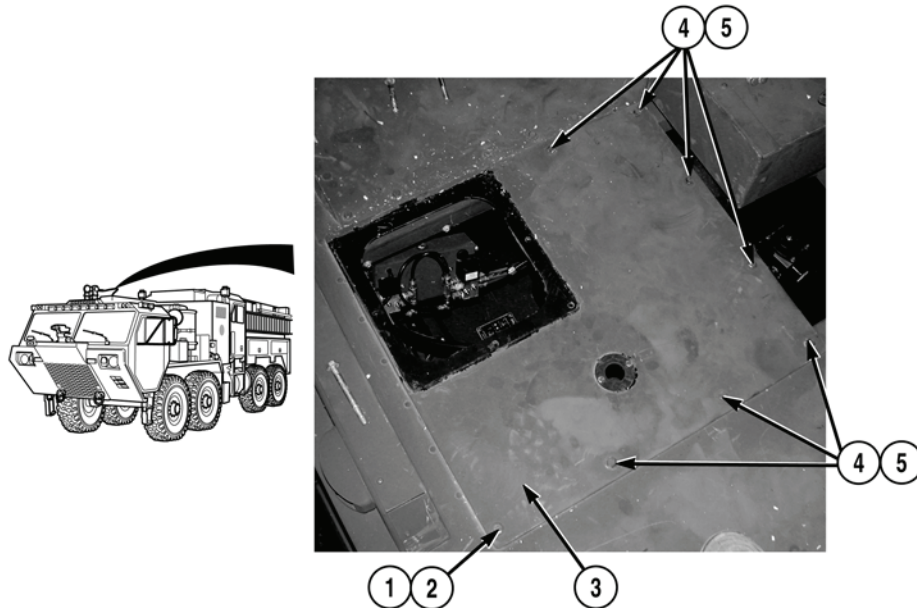
**Materials/Parts**

Adhesive, Sealant, Silicone RTV  
(WP 0625, Item 5)  
Cleaning Compound, Solvent (WP 0625, Item 12)  
Locknut (8)

**Equipment Conditions**

Roof turret automatic drain valve and controls  
removed (WP 0579)

---

**REMOVAL**

1. Remove locknut (1) and screw (2) from roof turret mounting plate (3) and vehicle. Discard locknut.

**NOTE**

Silicone seal must be broken prior to removing roof turret mounting plate.

2. Remove seven locknuts (4), screws (5), and roof turret mounting plate (3) from vehicle. Discard locknuts.

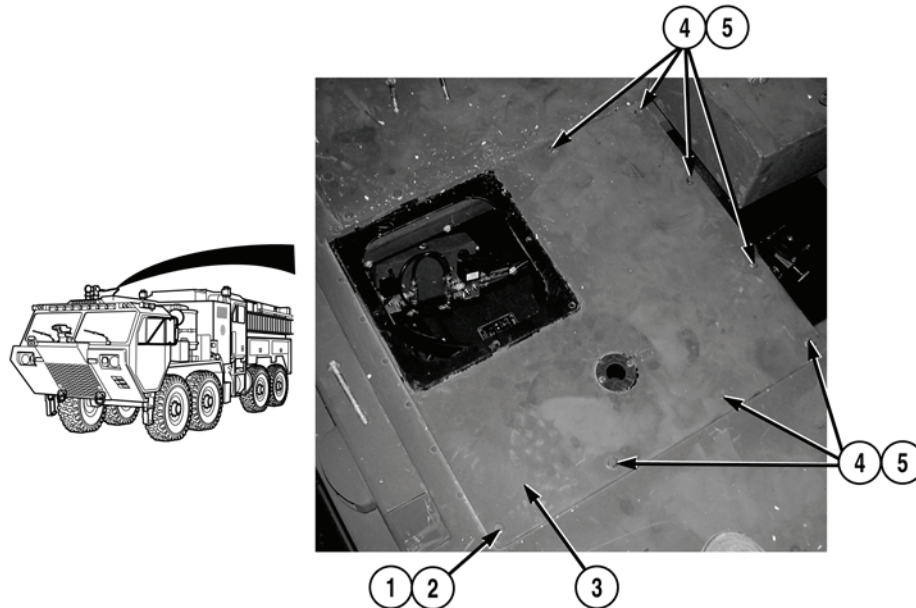
**END OF TASK**

## INSTALLATION

**WARNING**

Solvent cleaning compound MIL-PRF-680 Type II and III may be irritating to the eyes and skin. Use protective gloves and goggles. Use in well-ventilated areas. Use respirator as needed. Accidental ingestion can cause irritation of digestive tract and respiratory tract, may cause lung and central nervous system damage. Can be fatal if swallowed. Inhalation of high/massive concentrations can cause coma or be fatal. First aid for ingestion: do not induce vomiting. Seek immediate medical attention. First aid for skin contact: remove contaminated clothing. Wash skin thoroughly with soap and water. If symptoms persist, seek medical attention. First aid for eye contact: flush with water for 15 minutes or until irritation subsides. If symptoms persist, seek medical attention. First aid for inhalation: move to fresh air. If not breathing, provide artificial respiration. If symptoms persist, seek medical attention. Keep away from open flames and other sources of ignition. Failure to follow this warning may result in injury or death to personnel.

- The flashpoint for Type II solvent cleaning compound is 141 to 198°F (61 to 92°C) and Type III is 200 to 241°F (93 to 116°C).
- Improper cleaning methods and use of unauthorized cleaning solvents may injure personnel and damage equipment.
- Fire extinguishers should be placed nearby when using solvent cleaning compound. Failure to follow this warning may result in injury or death.
- Cloths or rags saturated with solvent cleaning compound must be disposed of IAW authorized facilities' procedures. Failure to follow this warning may result in injury.
- Eye shields must be worn when cleaning with a wire brush. Flying rust and metal particle may cause injury.



1. Clean mating surface of roof turret mounting plate (3) and mating surface of vehicle with solvent cleaning compound.

**WARNING**



**Adhesives, solvents, and sealing compounds can burn easily, can give off harmful vapors, and are harmful to skin and clothing. To avoid injury or death, keep away from open fire and use in well-ventilated area. If adhesive, solvent, or sealing compound gets on skin or clothing, wash immediately with soap and water.**

**! CAUTION**

**Do not over tighten locknuts. Over tightening locknuts will crush cab frame members.**

2. Apply silicone sealant to perimeter and mounting holes on bottom of roof turret mounting plate (3).
3. Install roof turret mounting plate (3) on vehicle with seven screws (5) and locknuts (4).
4. Install roof turret mounting plate (3) on vehicle with screw (2) and locknut (1).

**END OF TASK**

**FOLLOW-ON MAINTENANCE**

Install roof turret automatic drain valve and controls (WP 0579)

**END OF TASK**

**END OF WORK PACKAGE**



---

**FIELD LEVEL MAINTENANCE**  
**TURRET BUMPER MOUNT REPLACEMENT**

---

**INITIAL SETUP:****Tools and Special Tools**

Tool Kit, General Mechanic's: Automotive  
(WP 0622, Item 27)

**Personnel Required**

MOS 63B Wheeled vehicle mechanic (2)

**Materials/Parts**

Locknut (2)  
Lockwasher (4)

**Materials/Parts (continued)**

Lockwasher (2)


**References**

WP 0615, Fig. 166

**Equipment Conditions**

Bumper turret removed (WP 0569)  
Skid plate grille removed (WP 0550)

---

**REMOVAL****NOTE**

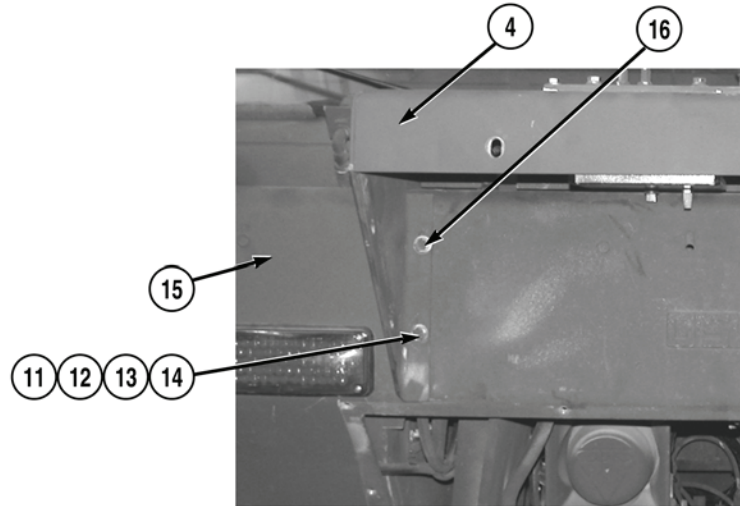
- Note quantity and position of shims prior to removal to ensure proper installation.
- Shims are positioned between bumper turret mount and bumper turret pipe.

1. Remove two locknuts (1), three shims (2), and U-bolt (3) from bumper turret mount (4) and bumper turret pipe (5). Discard locknuts.

**NOTE**

- Note position of washers prior to removal to ensure proper installation.
- Window deluge brackets are attached to outside of bumper turret mount.

2. Remove four nuts (6), lockwashers (7), eight washers (8), four screws (9), and two window deluge brackets (10) from bumper turret mount (4). Discard lockwashers.




3. Remove two nuts (11), lockwashers (12), four washers (13), and two screws (14) from bumper turret mount (4) and skid plate (15).
4. With the aid of an assistant, remove two screws (16) and bumper turret mount (4) from skid plate (15).

#### END OF TASK

#### INSTALLATION

1. With the aid of an assistant, install turret bumper mount (4) on skid plate (15) with two screws (16).
2. Install two screws (14), four washers (13), two lockwashers (12), and nuts (11) on bumper turret mount (4) and skid plate (15).

**NOTE**

Install washers as noted prior to removal.

3. Install two window deluge brackets (10) on bumper turret mount (4) with four screws (9), eight washers (8), four lockwashers (7), and nuts (6).

**NOTE**

Install shims as noted prior to removal.

4. Install three shims (2) and U-bolt (3) on bumper turret pipe (5) and bumper turret mount (4) with two locknuts (1).

**END OF TASK****FOLLOW-ON MAINTENANCE**

1. Install skid plate grille (WP 0550)
2. Install bumper turret (WP 0569)

**END OF TASK****END OF WORK PACKAGE**



---

**FIELD LEVEL MAINTENANCE**  
**AIR LINES AND FITTINGS REPLACEMENT**

---

**INITIAL SETUP:****Tools and Special Tools**

Tool Kit, General Mechanic's: Automotive  
(WP 0622, Item 27)

**Materials/Parts**

Compound Sealing, Pipe  
Thread (WP 0625, Item 17)  
Tags, Identification (WP 0625, Item 51)  
Ties, Cable, Plastic (WP 0625, Item 58)

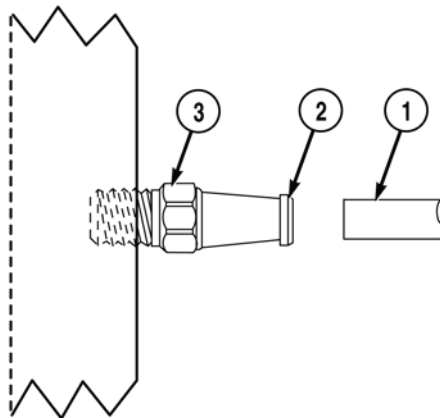
**References**

WP 0612, Fig. 2

**Equipment Conditions**

Air system drained (TM 9-2320-347-10)  
Pump house panels A and S removed (if  
required) (WP 0540)  
Bumper turret cover removed (if  
required) (WP 0569)

---

**AIR HOSE FITTINGS REPLACEMENT**

1. Removing air line from fitting.

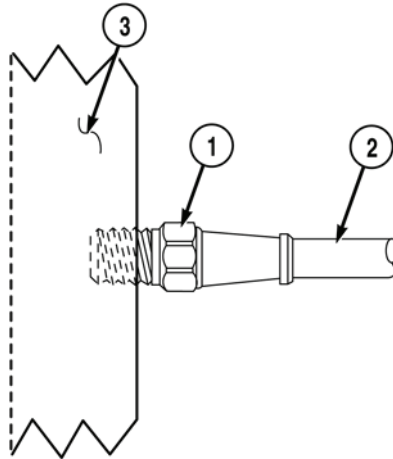
**⚠ CAUTION**

**Air lines may be removed directly from elbows and fittings, or may remain attached to elbows and fittings and removed as an assembly. If air lines are removed from elbows and fittings, care must be taken not to damage air line. If sealing surface of air line is damaged, air line must be repaired or replaced.**

**NOTE**

- Air line fittings shown, shows straight fitting located on Foam Metering Control Valve Manifold and Shutoff Control Valve Manifold.
- Air lines attached to elbows and tees on air valves and control valves are replaced the same way.
  - a. Remove air line (1) by pushing release button (2) towards body of fitting (3) and removing air line (1).
  - b. Install air line (1) on fitting (3) until air line (1) bottoms in fitting (3).

2. Removing fitting and air line from component with air line remaining attached to fitting.



### NOTE

Internal swivel in fitting allows air line to remain in fitting while fitting is removed from component.

- a. Remove fitting (1) and air line (2) from component (3).

### WARNING



Adhesives, solvents, and sealing compounds can burn easily, can give off harmful vapors, and are harmful to skin and clothing. To avoid injury or death, keep away from open fire and use in well-ventilated area. If adhesive, solvent, or sealing compound gets on skin or clothing, wash immediately with soap and water.


### CAUTION

Use sealing compound sparingly only on pipe threads. Do not apply compound to hose connections. Damage to equipment may result.


- b. Apply sealing compound to threads of fitting (1).  
c. Install fitting (1) and air line (2) on component (3).

**END OF TASK**


**AIR HOSE REPLACEMENT**



**BUMPER TURRET CONTROL VALVE (TEE)**



**ROOF TURRET CONTROL VALVE (TEE)**



**BUMPER TURRET (BOTTOM VIEW)**

**PUMP COOLER DUMP TO GROUND CONTROL VALVE**

**FOAM METERING CONTROL VALVE MANIFOLD**

**SHUTOFF CONTROL VALVE MANIFOLD**

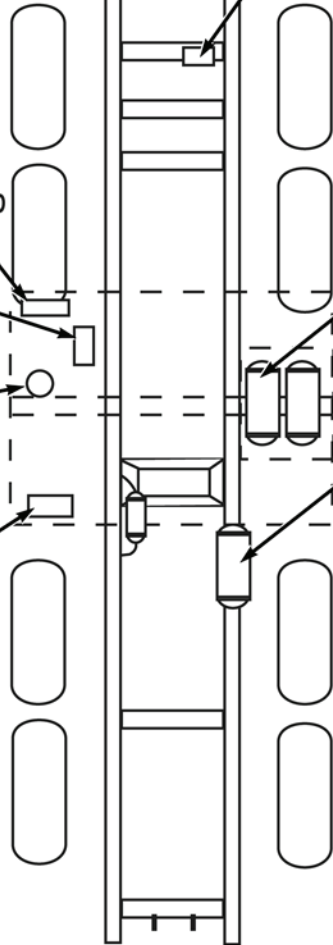
**FOAM SYSTEM MULTI-METERING VALVE (AUTOMATIC)**

**120 VOLT AIR COMPRESSOR**

**BUMPER AND ROOF TURRET MANIFOLD BLOCK**

**AIR RESERVOIR NO. 1**

**AIR RESERVOIR NO. 5**



**NOTE**

- Tag and mark air lines before removal.
- Cut plastic cable ties as necessary to remove air lines.

**Table 1. Air Supply Air Lines.**

| Hose Item No. | From                                  | To                                       |
|---------------|---------------------------------------|--|
| 1             | Air Reservoir No. 1                   | Air Reservoir No. 1                      |
| 2             | Air Reservoir No. 1                   | Air Reservoir No. 5                      |
| 3             | Air Reservoir No. 1                   | 120-Volt Air Compressor                  |
| 4             | Air Reservoir No.5                    | Bumper and Roof Turret Manifold Block    |
| 5             | Air Reservoir No.5                    | Shutoff Control Valve Manifold (supply)  |
| 6             | Bumper and Roof Turret Manifold Block | Bumper Turret (bottom)                   |
| 7             | Bumper and Roof Turret Manifold Block | Roof Turret Control Valve (tee)          |
| 8             | Roof Turret Control Valve (tee)       | Bumper Turret Control Valve (tee)        |
| 9             | Bumper Turret Control Valve (tee)     | Pump Cooler Dump to Ground Control Valve |


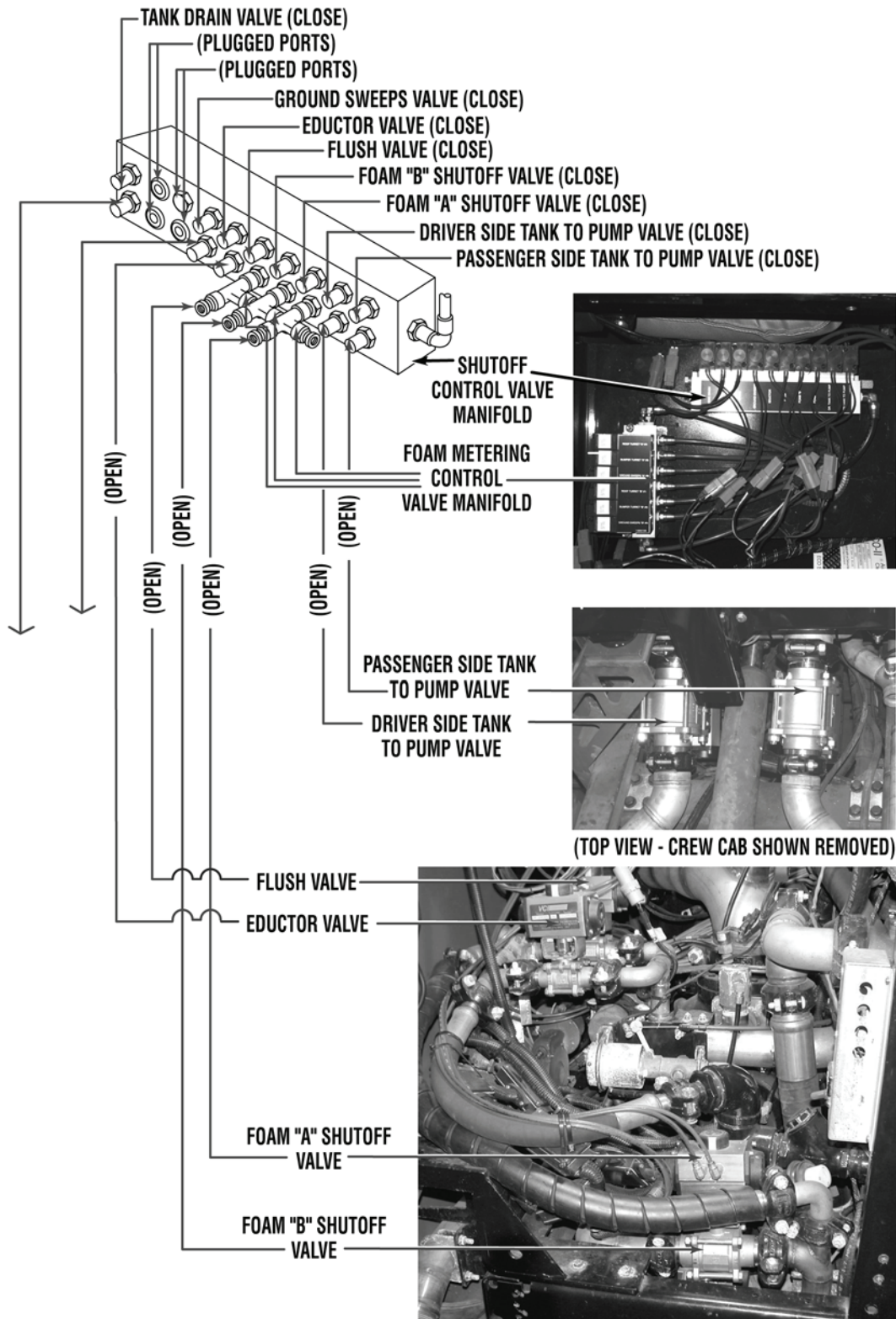
**Table 2. Bumper Turret Braided Air Lines.**

| Hose Item No. | From                         | To                      |
|---------------|------------------------------|-------------------------|
| 1             | Bumper Turret Mounting Plate | Horizontal Air Cylinder |
| 2             | Bumper Turret Mounting Plate | Horizontal Air Cylinder |
| 3             | Bumper Turret Mounting Plate | Pattern Sleeve          |
| 4             | Bumper Turret Mounting Plate | Pattern Sleeve          |

**Table 3. Roof, Bumper, and Pump Cooler Dump to Ground Valve Air Lines.**


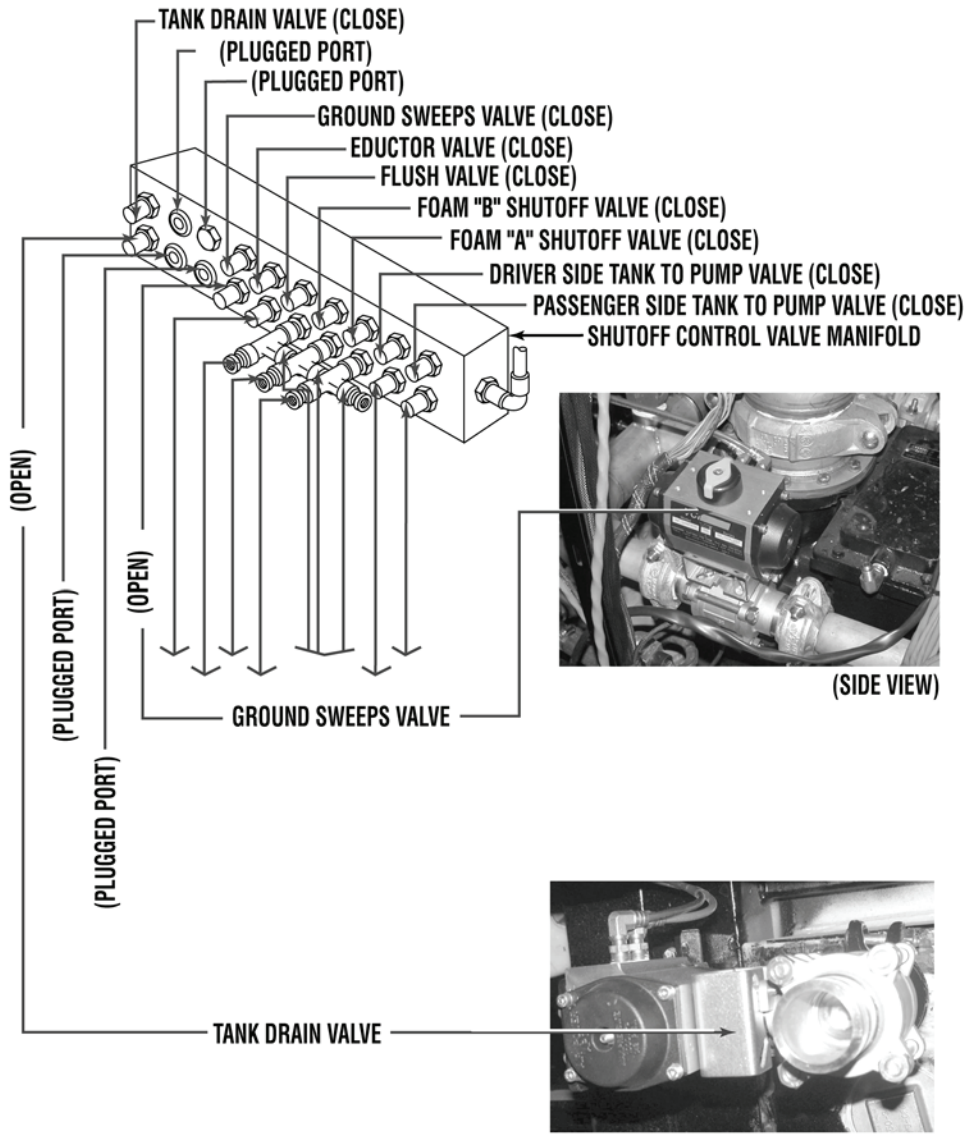
| Hose Item No. | Color | From                                     | To                               |
|---------------|-------|--|----------------------------------|
| 1             | Red   | Roof Turret Control Valve                | Roof Turret Valve                |
| 2             | Blue  | Roof Turret Control Valve                | Roof Turret Valve                |
| 3             | Red   | Pump Cooler Dump to Ground Control Valve | Pump Cooler Dump to Ground Valve |
| 4             | Blue  | Pump Cooler Dump to Ground Control Valve | Pump Cooler Dump to Ground Valve |
| 5             | Red   | Bumper Turret Control Valve              | Bumper Turret Valve              |
| 6             | Blue  | Bumper Turret Control Valve              | Bumper Turret Valve              |

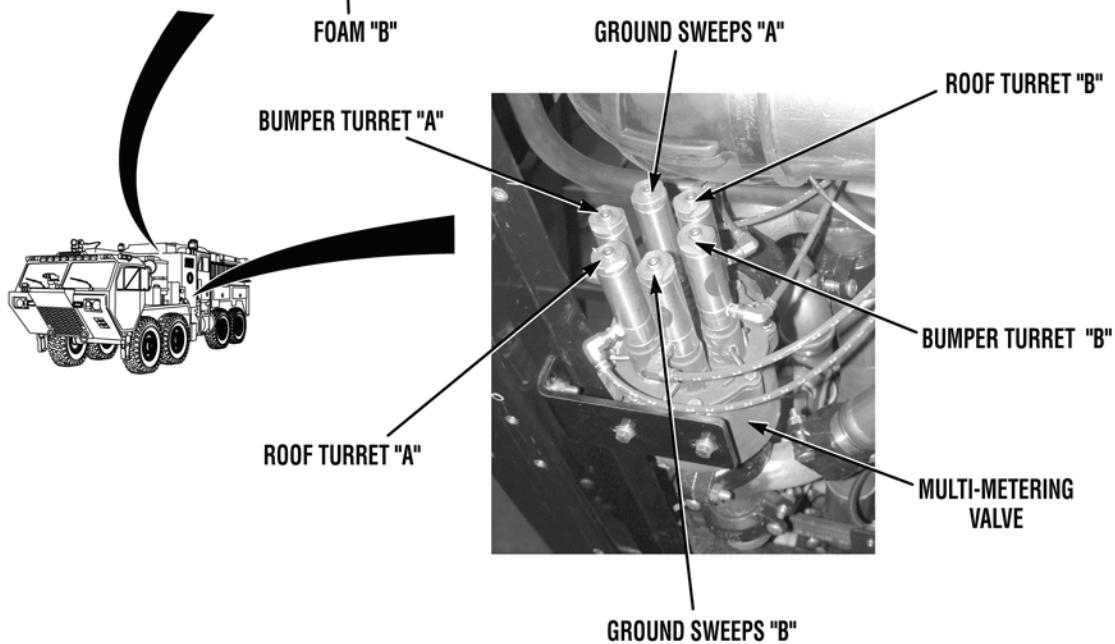
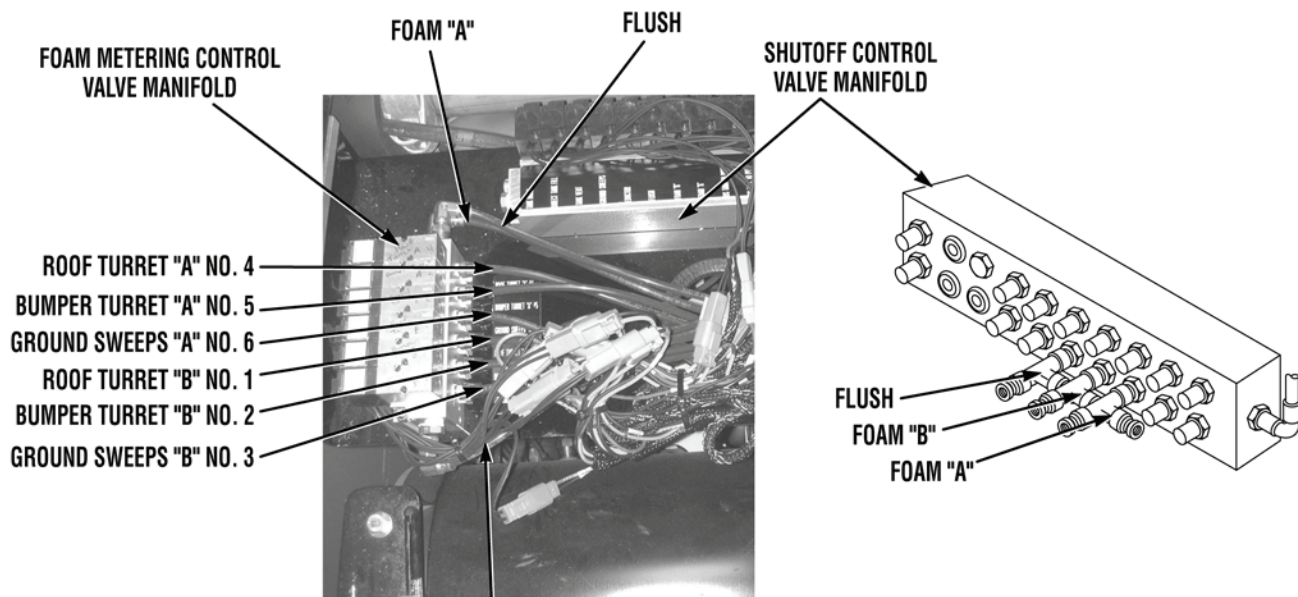




**Table 4. Shutoff Control Valve Manifold and Valve Air Lines.**

| Hose Item No.  | Color | From                                 | To  |
|--|-------|--------------------------------------|---|
| <b>NOTE</b>  |       |                                      |   |
| <ul style="list-style-type: none"> <li>• Red (close) air lines correspond with blue (open) air lines (except: Direct Tank Fill Valve) from manifold to valves.</li> <li>• Red (close) air lines not shown next to blue air lines for clarity.</li> </ul> |       |                                      |   |
| 1  | Red   | Shutoff Control Valve Manifold       | Eductor Valve (close)                     |
| 2  | Blue  | Shutoff Control Valve Manifold       | Eductor Valve (open)                      |
| 3  | Red   | Shutoff Control Valve Manifold       | Flush Valve (close)                       |
| 4  | Blue  | Shutoff Control Valve Manifold (tee) | Flush Valve (open)                        |
| 5  | Blue  | Shutoff Control Valve Manifold (tee) | Foam Metering Control Valve Manifold      |
| 6  | Red   | Shutoff Control Valve Manifold       | Foam "B" Shutoff Valve (close)            |
| 7  | Blue  | Shutoff Control Valve Manifold (tee) | Foam "B" Shutoff Valve (open)             |
| 8  | Blue  | Shutoff Control Valve Manifold (tee) | Foam Metering Control Valve Manifold      |
| 9  | Red   | Shutoff Control Valve Manifold       | Foam "A" Shutoff Valve (close)            |
| 10   | Blue  | Shutoff Control Valve Manifold (tee) | Foam "A" Shutoff Valve (open)             |
| 11   | Blue  | Shutoff Control Valve Manifold (tee) | Foam Metering Control Valve Manifold      |
| 12   | Red   | Shutoff Control Valve Manifold       | Driver Side Tank to Pump Valve (close)    |
| 13   | Blue  | Shutoff Control Valve Manifold       | Driver Side Tank to Pump Valve (open)     |
| 14   | Red   | Shutoff Control Valve Manifold       | Passenger Side Tank to Pump Valve (close) |
| 15   | Blue  | Shutoff Control Valve Manifold       | Passenger Side Tank to Pump Valve (open)  |
| 16   | Red   | Shutoff Control Valve Manifold       | Tank Drain Valve (close)                  |
| 17   | Blue  | Shutoff Control Valve Manifold       | Tank Drain Valve (open)                   |
| 18   | Red   | Shutoff Control Valve Manifold       | Ground Sweeps Valve (close)               |
| 19   | Blue  | Shutoff Control Valve Manifold       | Ground Sweeps Valve (open)                |





**Table 5. Foam Metering Control Valve Manifold to Shutoff Control Valve Manifold and Multi-metering Valve Air Lines.**

| Hose Item No. | Color | From   | To                                      |
|---------------|-------|--|---|
| 1             | Blue  | Foam Metering Control Valve Manifold Flush                   | Shutoff Control Valve Manifold Flush    |
| 2             | Blue  | Foam Metering Control Valve Manifold Foam "A"                | Shutoff Control Valve Manifold Foam "A" |
| 3             | Blue  | Foam Metering Control Valve Manifold Foam "B"                | Shutoff Control Valve Manifold Foam "B" |
| 4             | Blue  | Foam Metering Control Valve Manifold Roof Turret "A" No. 4   | Multi-metering Valve Roof Turret "A"    |
| 5             | Blue  | Foam Metering Control Valve Manifold Bumper Turret "A" No. 5 | Multi-metering Valve Bumper Turret "A"  |
| 6             | Blue  | Foam Metering Control Valve Manifold Ground Sweeps "A" No. 6 | Multi-metering Valve Ground Sweeps "A"  |
| 7             | Blue  | Foam Metering Control Valve Manifold Roof Turret "B" No. 1   | Multi-metering Valve Roof Turret "B"    |
| 8             | Blue  | Foam Metering Control Valve Manifold Bumper Turret "B" No. 2 | Multi-metering Valve Bumper Turret "B"  |
| 9             | Blue  | Foam Metering Control Valve Manifold Ground Sweeps "B" No. 3 | Multi-metering Valve Ground Sweeps "B"  |

**END OF TASK**

**FOLLOW-ON MAINTENANCE**

1. Install bumper turret cover (if required) (WP 0569)
2. Install pump house panels A and S (if required) (WP 0540)

**END OF TASK**

**END OF WORK PACKAGE**



## FIELD LEVEL MAINTENANCE

## BUMPER AND ROOF TURRET MANIFOLD BLOCK REPLACEMENT

## INITIAL SETUP:

**Tools and Special Tools**

Tool Kit, General Mechanic's: Automotive  
(WP 0622, Item 27)

**Materials/Parts**

Compound, Sealing, Pipe Thread  
(WP 0625, Item 21)  
Tags, Identification (WP 0625, Item 51)  
Locknut (2)


**References**

WP 0615, Fig. 167

**Equipment Conditions**

Water pump engine OFF (WP 0022)  
Engine OFF (TM 9-2320-347-10)  
Wheels chocked (TM 9-2320-347-10)  
Air system drained (TM 9-2320-347-10)

## REMOVAL


**NOTE**

Tag and mark air lines prior to removal to ensure proper installation.

1. Remove air line (1) from fitting (2).
2. Remove air line (3) from elbow (4).
3. Remove air line (5) from elbow (6).
4. Remove two locknuts (7), washers (8), screws (9), and manifold block (10) from vehicle. Discard locknuts.
5. Remove two elbows (4) and (6) from fittings (11) and (12).
6. Remove three fittings (2), (11), and (12) and two plugs (13) and (14) from manifold block (10).

**END OF TASK**

## INSTALLATION

**WARNING**

Adhesives, solvents, and sealing compounds can burn easily, can give off harmful vapors, and are harmful to skin and clothing. To avoid injury or death, keep away from open fire and use in well-ventilated area. If adhesive, solvent, or sealing compound gets on skin or clothing, wash immediately with soap and water.

**CAUTION**

Use sealing compound sparingly only on pipe threads. Do not apply compound to hose connections. Damage to equipment may result.

1. Apply sealing compound to threads of three fittings (2), (11), and (12), two elbows (4) and (6), and two plugs (13) and (14).
2. Install three fittings (2), (11), and (12) and two plugs (13) and (14) on manifold block (10).
3. Install two elbows (4) and (6) on fittings (11) and (12).
4. Install manifold block (10) on vehicle with two screws (9), washers (8), and locknuts (7).
5. Install air line (5) on elbow (6).
6. Install air line (3) on elbow (4).
7. Install air line (1) on fitting (2).

**END OF TASK**



**FOLLOW-ON MAINTENANCE**

Remove wheel chocks (TM 9-2320-347-10)

**END OF TASK**

**END OF WORK PACKAGE**



---

**FIELD LEVEL MAINTENANCE**  
**BUMPER TURRET REPLACEMENT**

---

**INITIAL SETUP:****Tools and Special Tools**

Tool Kit, General Mechanic's: Automotive  
(WP 0622, Item 27)

**References**

WP 0483  
WP 0615, Fig. 168

**Materials/Parts**

Tags, Identification (WP 0625, Item 51)  
Lockwasher (4)

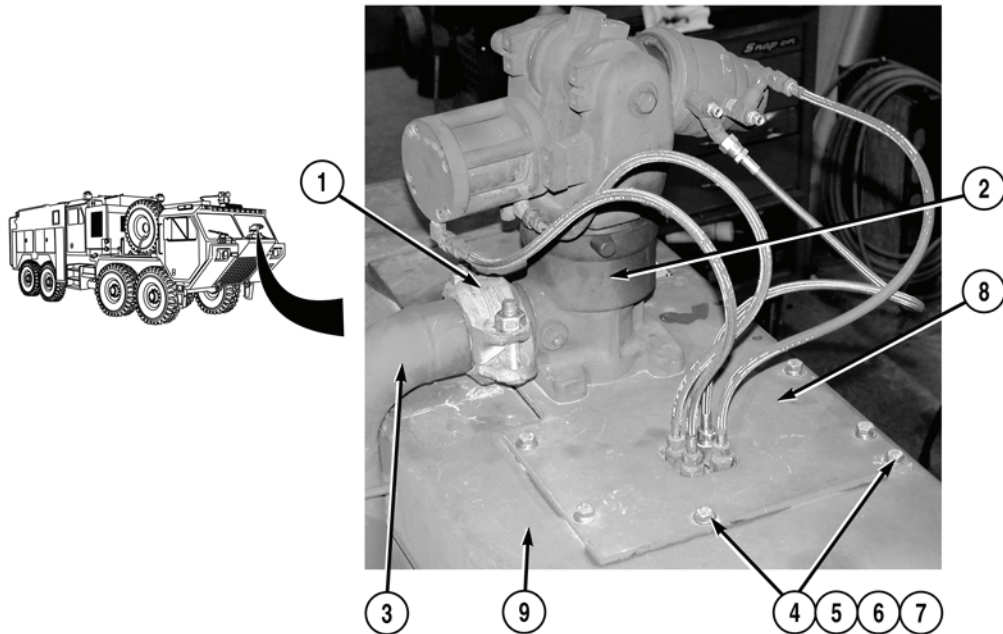
**Equipment Conditions**

Bumper turret junction box removed (WP 0572)

**Personnel Required**

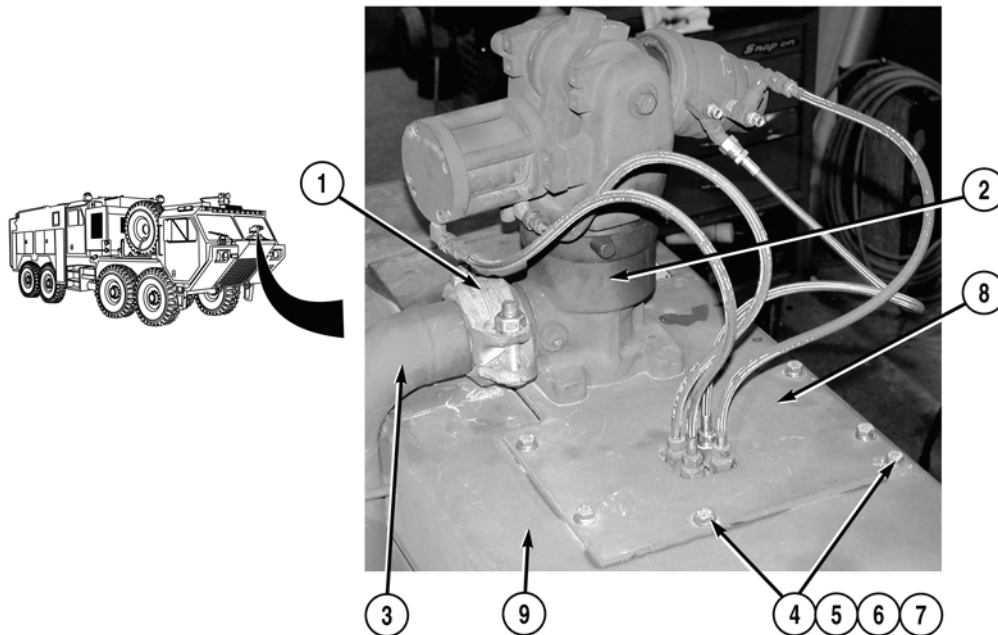
MOS 63B Wheeled vehicle mechanic (2)

---

**REMOVAL**

1. Remove coupling (1) from bumper turret (2) and bumper turret pipe (3) (WP 0483).
2. Remove four nuts (4), lockwashers (5), eight washers (6), four screws (7), and bumper turret mounting plate (8) from bumper turret bumper mount (9). Discard lockwashers.

**END OF TASK**

**INSTALLATION**

1. Install bumper turret mounting plate (8) on bumper turret mount (9) with four screws (7), eight washers (6), four lockwashers (5), and nuts (4).
2. Install coupling (1) on bumper turret (2) and bumper turret pipe (3) (WP 0483).

**END OF TASK****FOLLOW-ON MAINTENANCE**

Install bumper turret junction box (WP 0572)

**END OF TASK****END OF WORK PACKAGE**

---

**FIELD LEVEL MAINTENANCE**  
**BUMPER TURRET CONTROL REPLACEMENT**

---

**INITIAL SETUP:****Tools and Special Tools**

Tool Kit, General Mechanic's: Automotive  
(WP 0622, Item 27)

**References**

WP 0615, Fig. 55, 168


**Materials/Parts**

Tags, Identification (WP 0625, Item 51)  
Lockwasher (1)  
Lockwasher (4)  
Preformed Packing (2)


**Equipment Conditions**

Water pump engine OFF (WP 0022)  
Batteries disconnected (TM 9-2320-325-14&P)

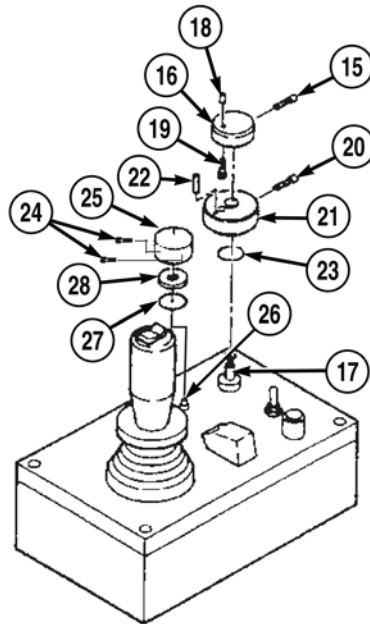
---

**REMOVAL**

1. Remove three screws (1) and washers (2) from two covers (3) and (4).
2. Remove five screws (5), washers (6), and cover (4) from cover (3).




3. Lift cover (4) and remove screw (7), lockwasher (8), and bracket (9) from cover (4). Discard lockwasher.
4. Disconnect connector (10) from bumper turret control (11).
5. Remove four screws (12), lockwashers (13), washers (14), and bumper turret control (11) from cover (4). Discard lockwashers.



### NOTE

Perform Steps (6) through (11) only if control knobs removal is necessary.

6. Loosen setscrew (15) and remove control knob (16) from switch (17).
7. Remove roll pin (18) and screw (19) from control knob (16).
8. Loosen setscrew (20) and remove control knob (21) from switch (17).
9. Remove roll pin (22) and preformed packing (23) from control knob (21). Discard preformed packing.
10. Loosen two setscrews (24) and remove control knob (25) from switch (26).
11. Remove preformed packing (27) and spacer (28) from control knob (25). Discard preformed packing.



### NOTE

Perform Steps (12) and (13) if power switch guard needs to be removed.


12. Remove nut (29) from power switch (30) and power switch guard (31).
13. Remove power switch guard (31) from bumper turret control (11).

### NOTE

- Perform Steps (14) through (17) if power switch needs to be removed.
- Wires are still attached to cover. Lift cover only enough to access components.

14. Remove four screws (32) from bumper turret control (11) and lift cover (4).
15. Remove nut (29) from power switch (30).






### NOTE

Tag and mark wires prior to removal to ensure proper installation.

16. Remove two screws (33) and three wires (34) from power switch (30).
17. Remove power switch (30) from bumper turret control (11).



### NOTE

- Tag and mark wires prior to removal to ensure proper installation.
- Perform Steps (18) through (21) if oscillation switch needs to be removed.
- Wires are still attached to cover. Lift cover only enough to access components.

18. Remove four screws (32) from bumper turret control (11) and lift cover (4).
19. Remove nut (35) from oscillation switch (36).
20. Remove three screws (37) and four wires (38) from oscillation switch (36).
21. Remove oscillation switch (36) from cover (4).

### NOTE

Perform Step (22) if lamp needs to be removed.

22. Remove lens (39) and lamp (40) from cover (4).

**END OF TASK**

**INSTALLATION****NOTE**


Perform Step (1) if lamp was removed.

1. Install lamp (40) and lens (39) on cover (4).

**NOTE**


Perform Steps (2) through (5) if oscillation switch was removed.

2. Position oscillation switch (36) on cover (4).
3. Install four wires (38) on oscillation switch (36) with three screws (37).
4. Install oscillation switch (36) on cover (4) with nut (35).
5. Install cover (4) on bumper turret control (11) with four screws (32).

**NOTE**

Perform Steps (6) through (9) if power switch was removed.

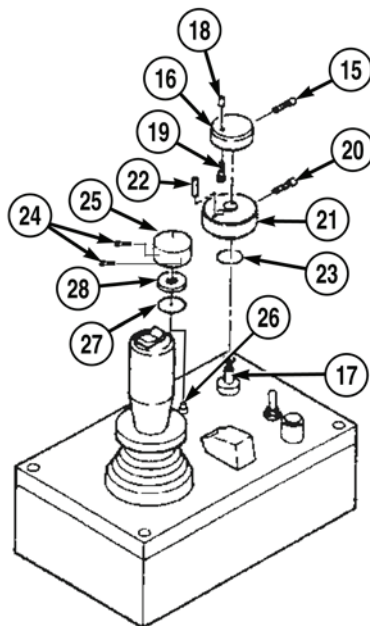
6. Position power switch (30) on cover (4).
7. Install three wires (34) on power switch (30) with two screws (33).
8. Install nut (29) on power switch (30).
9. Install cover (4) on bumper turret control (11) with four screws (32).



**NOTE**

Perform Steps (10) and (11) if power switch guard was removed.

- 10. Position power switch guard (31) on power switch (30) and bumper turret control (11).
- 11. Install power switch guard (31) on power switch (30) with nut (29).




**NOTE**


Perform Steps (1) through (6) only if control knobs were removed.

- 12. Install spacer (28) and performed packing (27) on control knob (25).

13. Install control knob (25) on switch (26) and tighten two setscrews (24).
14. Install preformed packing (23) and roll pin (22) on control knob (21).
15. Install control knob (21) on switch (17) and tighten setscrew (20).
16. Install screw (19) and roll pin (18) on control knob (16).
17. Install control knob (16) on switch (17) and tighten setscrew (15).



18. Install bumper turret control (11) on cover (4) with four washers (14), lockwashers (13), and screws (12).
19. Connect connector (10) to bumper turret control (11).
20. Install bracket (9) on cover (4) with lockwasher (8) and screw (7).



21. Install cover (4) on cover (3) with five washers (6) and screws (5).
22. Install three washers (2) and screws (1) on two covers (3) and (4).

**END OF TASK**

#### **FOLLOW-ON MAINTENANCE**

Connect batteries (TM 9-2320-325-14&P)

**END OF TASK**

**END OF WORK PACKAGE**

---

**FIELD LEVEL MAINTENANCE****BUMPER TURRET REPAIR**

---

**INITIAL SETUP:****Tools and Special Tools**

Tool Kit, General Mechanic's: Automotive  
(WP 0622, Item 27)

**Materials/Parts**

Preformed Packing (1)  
Preformed Packing (2)  
Preformed Packing (1)  
Preformed Packing (2)  
Retaining Ring (1)  
Preformed Packing (1)  
Preformed Packing (1)

**Materials/Parts (continued)**

Retaining Ring (1)  
Preformed Packing (2)  
Preformed Packing (2)  
Preformed Packing (1)  
Preformed Packing (3)

**References**

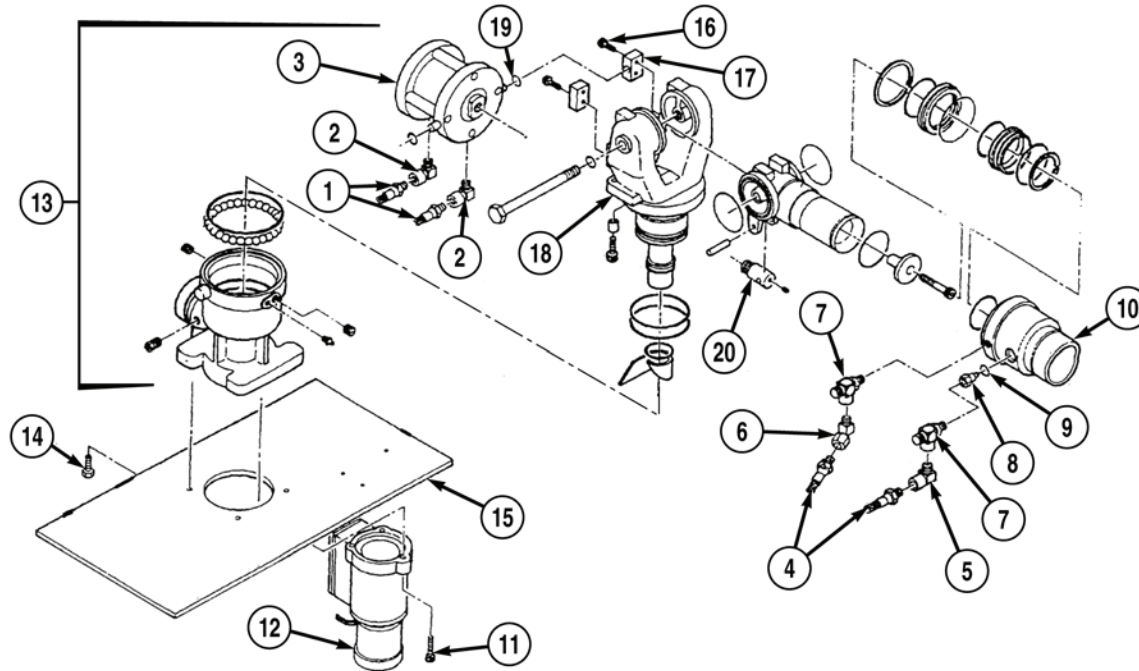
WP 0615, Fig. 168

**Equipment Conditions**

Bumper turret removed (WP 0569)

---

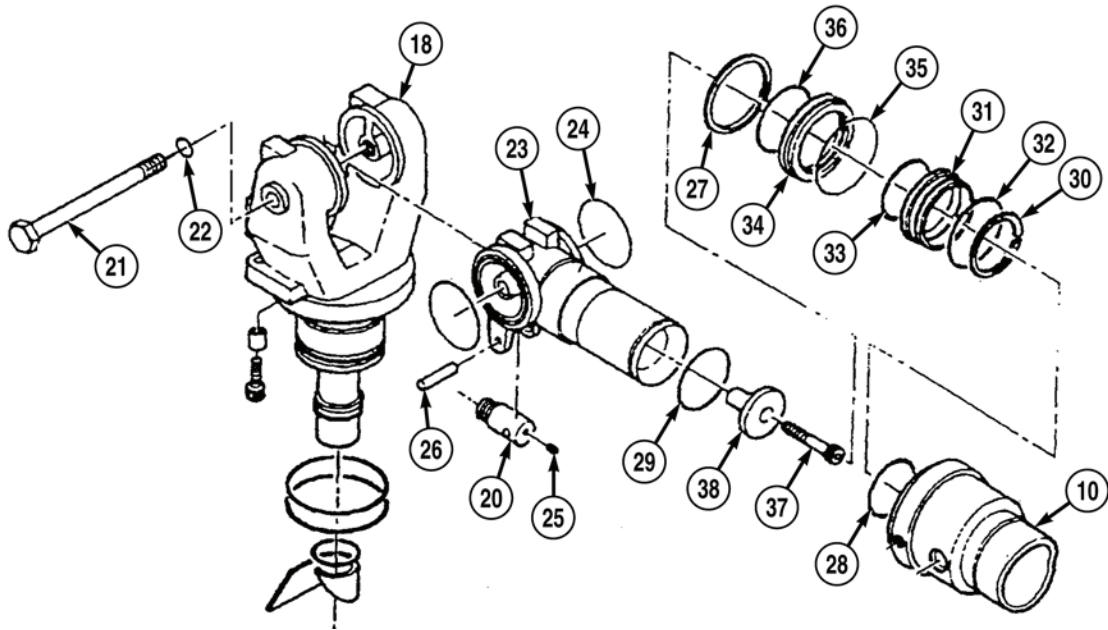
## DISASSEMBLY

**NOTE**

Note position of elbows and fittings prior to removal to ensure proper installation.

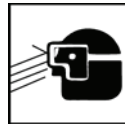
1. Remove two hoses (1) and elbows (2) from air cylinder (3).
2. Remove two hoses (4), elbow (5), fitting (6), two control valves (7), connector (8), and preformed packing (9) from pattern sleeve (10). Discard preformed packing.
3. Remove three screws (11) and turret motor (12) from turret (13).
4. Remove four screws (14) and turret (13) from mounting plate (15).
5. Remove four screws (16) from two cylinder pivots (17) and reducer (18).
6. Remove two cylinder pivots (17) and two preformed packings (19) from air cylinder (3). Discard preformed packings.
7. Remove air cylinder (3) from cylinder eye (20).





8. Remove screw (21), preformed packing (22), and tee (23) from reducer (18). Discard preformed packing.
9. Remove two preformed packings (24) from tee (23). Discard preformed packings.
10. Remove set screw (25) from cylinder eye (20).
11. Remove pin (26) and cylinder eye (20) from tee (23).

### **WARNING**



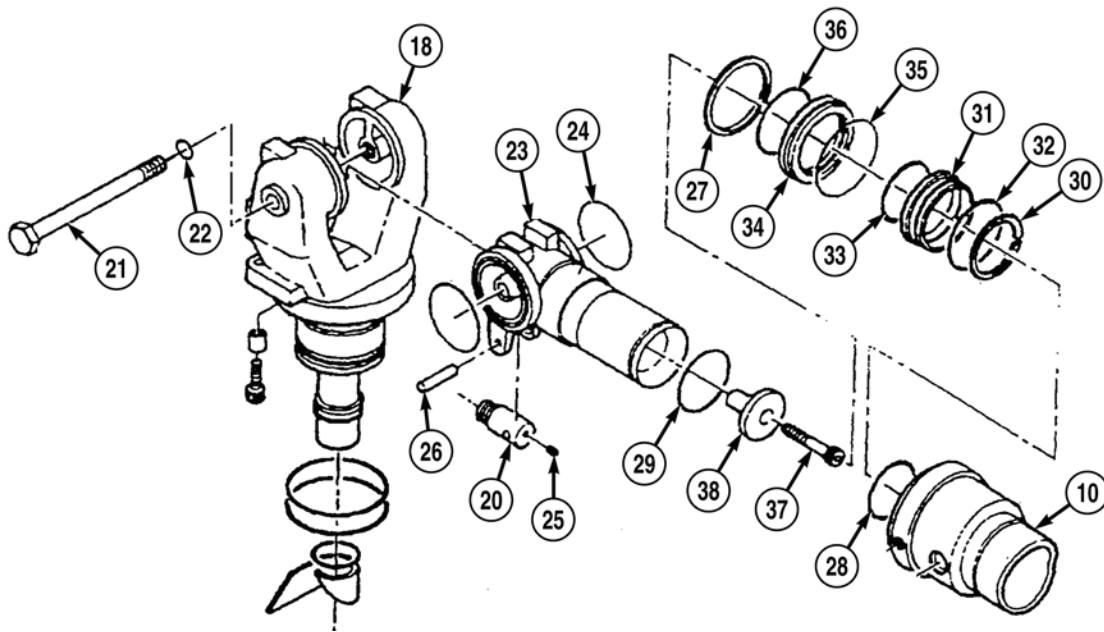
**Springs, retaining rings, and snap rings are under extreme spring tension and can act as projectiles when being removed. Ensure all personnel wear protective goggles. Failure to comply may result in serious injury to personnel.**

12. Remove retaining ring (27) and pattern sleeve (10) from tee (23). Discard retaining ring.

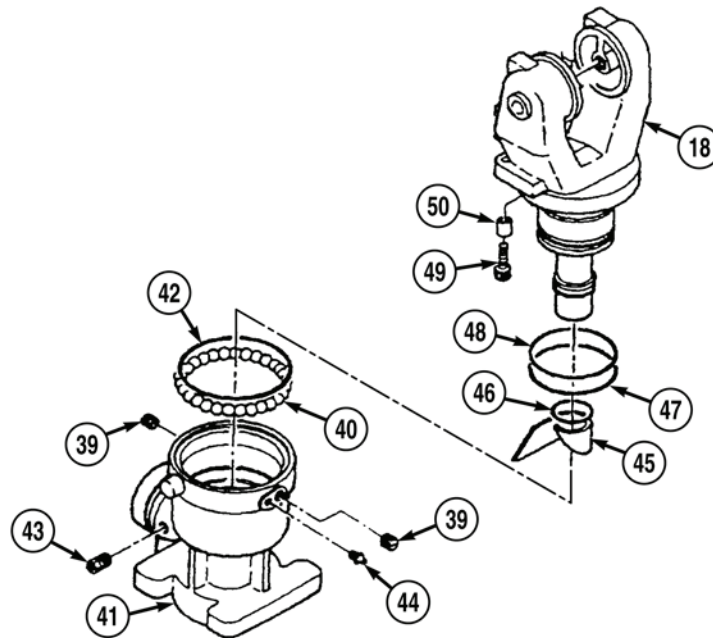
### **NOTE**

Note position of preformed packing prior to removal to ensure proper installation.

13. Remove preformed packing (28) from pattern sleeve (10). Discard preformed packing.
14. Remove preformed packing (29) from tee (23). Discard preformed packing.
15. Remove retaining ring (30) from tee (23). Discard retaining ring.
16. Remove piston (31) from tee (23).
17. Remove two preformed packings (32) and (33) from piston (31). Discard preformed packings.



18. Remove piston (34) from tee (23).
19. Remove two preformed packings (35) and (36) from piston (34). Discard preformed packings.
20. Remove screw (37) and baffle (38) from tee (23).



### NOTE

Elbow is removed from reducer by removing ball bearings through plug openings.

21. Remove two plugs (39) and 29 ball bearings (40) from elbow (41).
22. Remove elbow (41) from reducer (18).
23. Remove preformed packing (42), plug (43), and grease fitting (44) from elbow (41). Discard preformed packing.
24. Remove bearing (45), three preformed packings (46), (47), and (48), screw (49), and spacer (50) from reducer (18). Discard preformed packings.

### END OF TASK

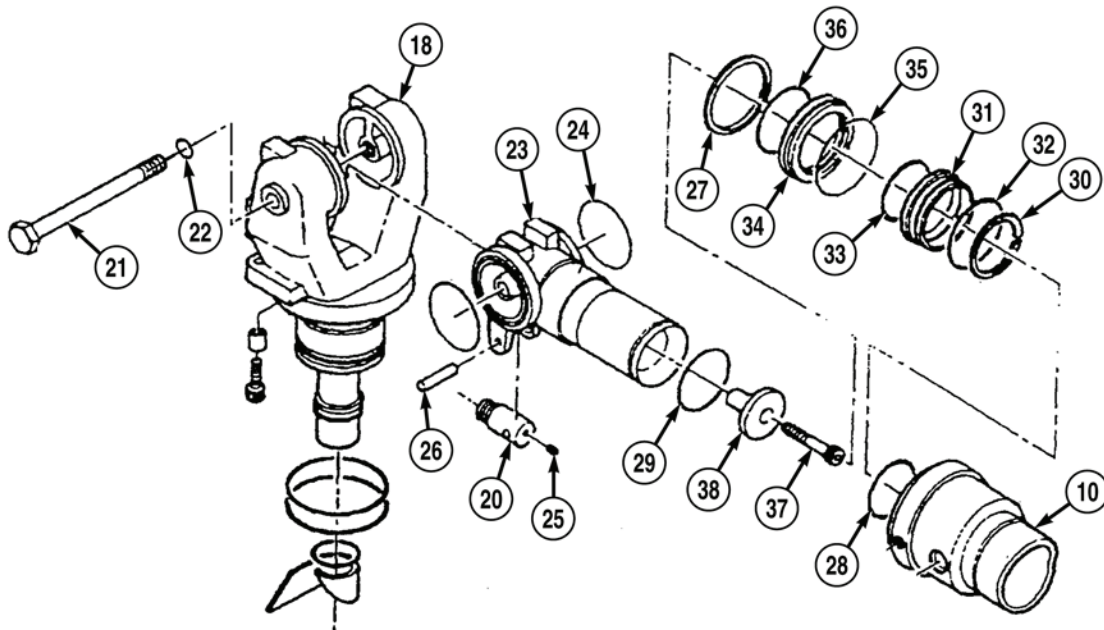
### ASSEMBLY

1. Install spacer (50), screw (49), three preformed packings (48), (47), and (46), and bearing (45) on reducer (18).
2. Install grease fitting (44), plug (43), and preformed packing (42) on elbow (41).

### NOTE

Elbow is installed on reducer by installing ball bearings through plug openings.

3. Position reducer (18) on elbow (41) and install 29 ball bearings (40) and two plugs (39) on elbow (41).

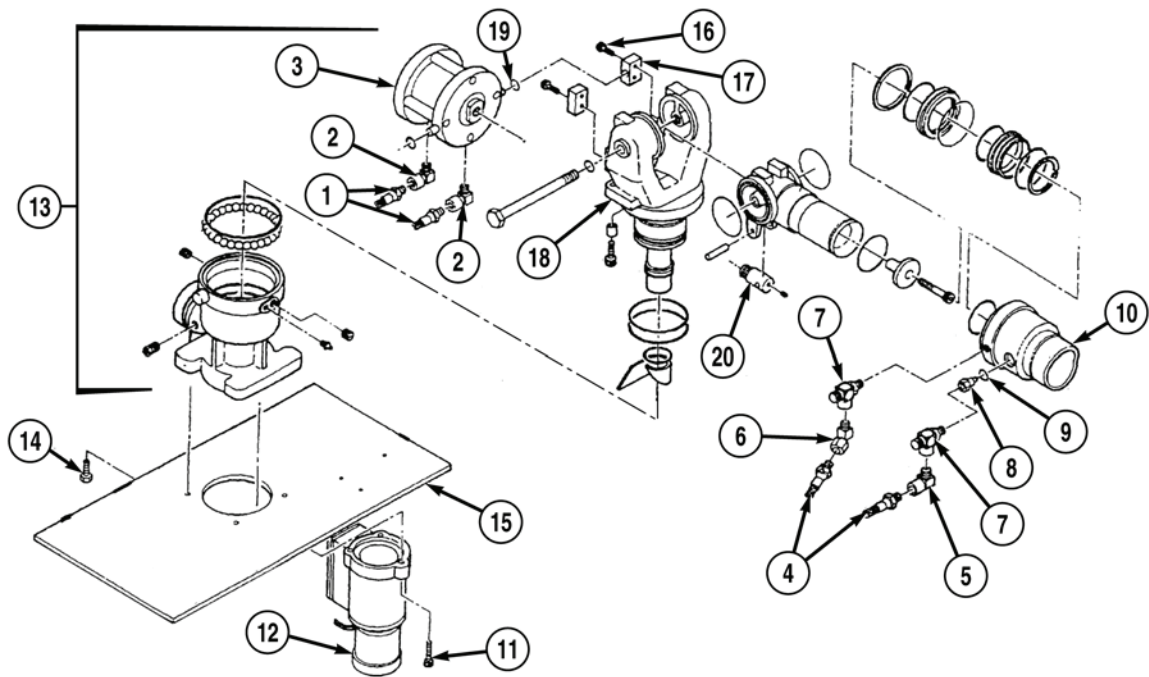


4. Install baffle (38) on tee (23) with screw (37).

#### NOTE

Position preformed packing as noted prior to removal to ensure proper installation.

5. Install two preformed packings (36) and (35) on piston (34).
6. Install piston (34) on tee (23).
7. Install two preformed packings (33) and (32) on piston (31).
8. Install piston (31) on tee (23).
9. Install retaining ring (30) on tee (23).
10. Install preformed packing (29) on tee (23).
11. Install preformed packing (28) on pattern sleeve (10).
12. Install pattern sleeve (10) on tee (23) with retaining ring (27).
13. Install cylinder eye (20) on tee (23) with pin (26).
14. Install set screw (25) on cylinder eye (20).
15. Install two preformed packings (24) on tee (23).



16. Install tee (23) on reducer (18) with preformed packing (22) and screw (21).
17. Install air cylinder (3) on cylinder eye (20).
18. Install two preformed packings (19) and cylinder pivots (17) on air cylinder (3).
19. Install two cylinder pivots (17) on reducer (18) with four screws (16).
20. Install turret (13) on mounting plate (15) with four screws (14).
21. Install turret motor (12) on turret (13) with three screws (11).

### NOTE

Position elbows and fittings as noted prior to removal to ensure proper installation.

22. Install preformed packing (9), connector (8), two control valves (7), fitting (6), elbow (5), and two hoses (4) on pattern sleeve (10).
23. Install two elbows (2) and hoses (1) on air cylinder (3).

**END OF TASK**

### FOLLOW-ON MAINTENANCE

Install bumper turret (WP 0569)

**END OF TASK**

**END OF WORK PACKAGE**



---

**FIELD LEVEL MAINTENANCE**  
**BUMPER TURRET JUNCTION BOX REPLACEMENT**

---

**INITIAL SETUP:****Tools and Special Tools**

Tool Kit, General Mechanic's: Automotive  
(WP 0622, Item 27)

**Materials/Parts**

Tags, Identification (WP 0625, Item 51)  
Locknut (6)  
Lockwasher (4)


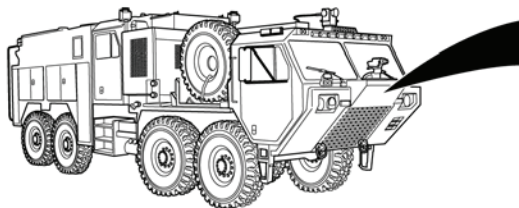
**Reference**

WP 0615, Fig. 168


**Equipment Conditions**

Water pump engine OFF (WP 0022)  
Batteries disconnected (TM 9-2320-325-14&P)

---

**REMOVAL**

1. Remove six locknuts (1), 12 washers (2), six screws (3), and cover (4) from turret bumper mount (5). Discard locknuts.



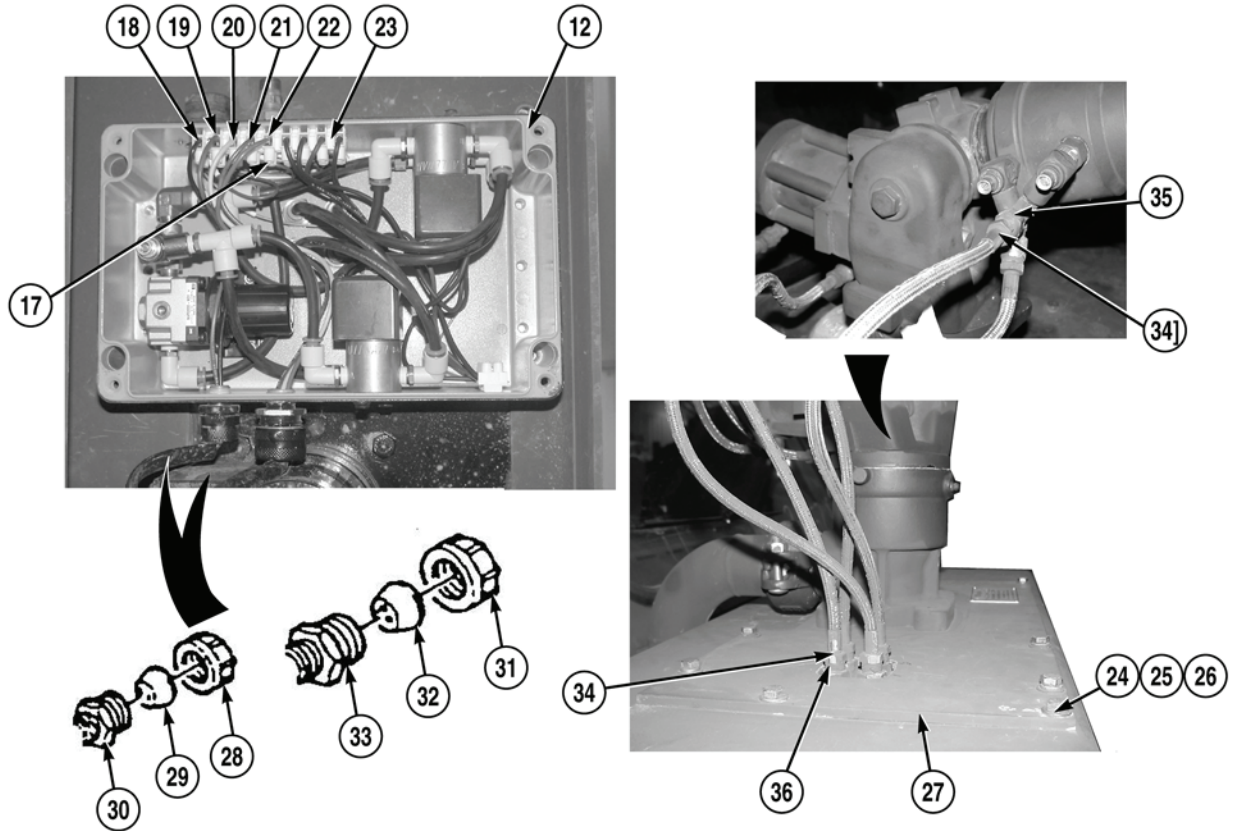
2. Remove wiring harness (6) from bulkhead connector (7).

**NOTE**

Tag and mark air lines prior to removal to ensure proper installation.

3. Remove air line (8) from fitting (9).
4. Remove four screws (10) and junction box cover (11) from junction box (12).
5. Remove plug (13) and muffler (14) from junction box cover (11).
6. Remove seal (15) and four washers (16) from junction box cover (11).



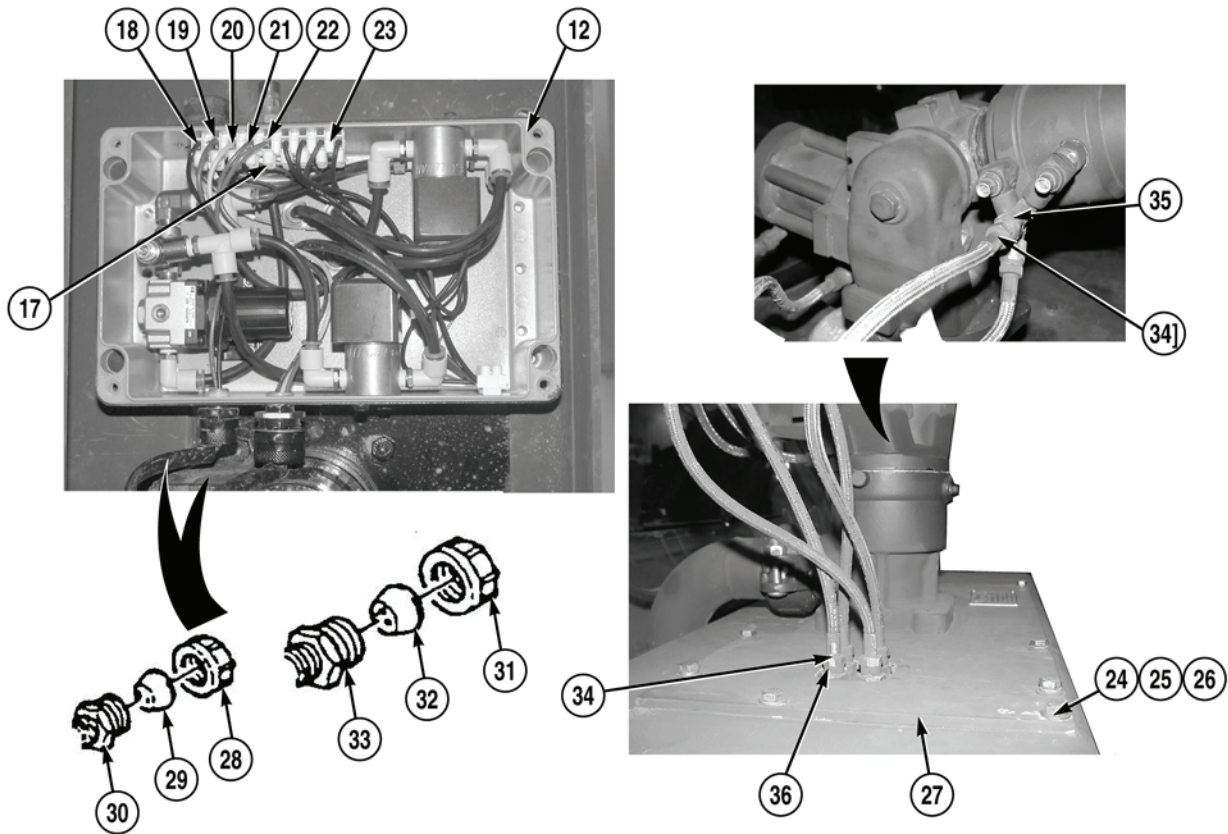
**NOTE**

Tag and mark wires prior to removal to ensure proper installation.


7. Remove five screws (17) and five wires (18), (19), (20), (21), and (22) from terminal block (23).
8. Remove four screws (24), lockwashers (25), washers (26), and junction box (12) from turret bumper mount plate (27). Discard lockwashers.
9. Remove collar (28), bushing (29), and two wires (18) and (19) from fitting (30).
10. Remove bushing (29) and collar (28) from two wires (18) and (19).
11. Remove collar (31), bushing (32), and three wires (20), (21), and (22) from fitting (33).
12. Remove bushing (32) and collar (31) from three wires (20), (21), and (22).
13. Remove four air lines (34) from elbows (35).
14. Remove four air lines (34) from fittings (36).

**END OF TASK**

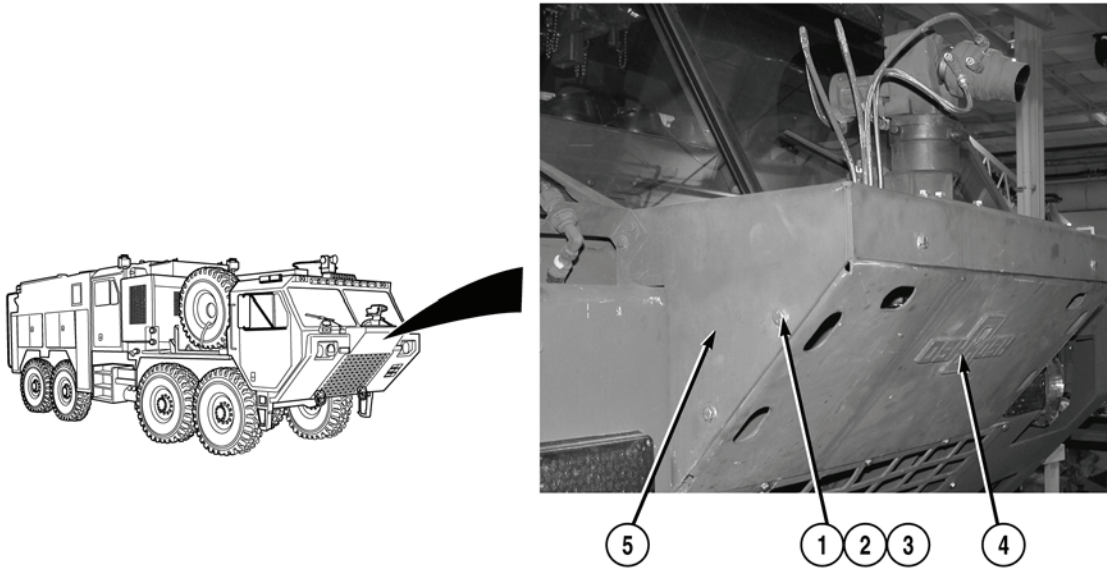
INSTALLATION



1. Install four air lines (34) on elbows (35).
2. Install four air lines (34) on four fittings (36).
3. Install collar (31) and bushing (32) on three wires (22), (21), and (20).
4. Install three wires (22), (21), and (20), bushing (32), and collar (31) on fitting (33).
5. Install collar (28) and bushing (29) on two wires (18) and (19).
6. Install two wires (18) and (19), bushing (29), and collar (28) on fitting (30).
7. Install junction box (12) on turret bumper mount plate (27) with four washers (26), lockwashers (25), and screws (24).
8. Install five wires (22), (21), (20), (19), and (18) on terminal block (23) with five screws (17).



9. Install air line (8) on fitting (9).
10. Install muffler (14) and plug (13) on junction box cover (11).
11. Install junction box cover (11) on junction box (12) with four screws (10).
12. Install air line (8) on fitting (9).
13. Install wiring harness (6) on bulkhead connector (7).



14. Install cover (4) on turret bumper mount (5) with six screws (3), 12 washers (2), and six locknuts (1).

**END OF TASK**

**FOLLOW-ON MAINTENANCE**

Connect batteries (TM 9-2320-325-14&P)

**END OF TASK**

**END OF WORK PACKAGE**

**FIELD LEVEL MAINTENANCE**  
**BUMPER TURRET JUNCTION BOX REPAIR**

**INITIAL SETUP:****Tools and Special Tools**

Tool Kit, General Mechanic's: Automotive  
(WP 0622, Item 27)

**References**

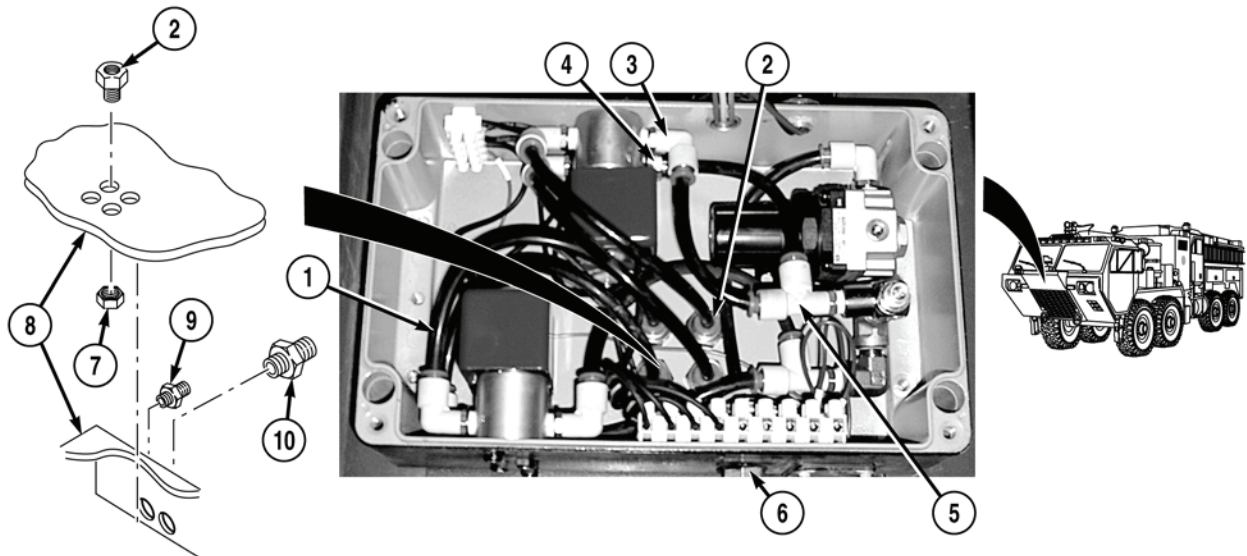
WP 0615, Fig. 168

**Materials/Parts**

Tags, Identification (WP 0625, Item 51)  
Tape, Teflon (WP 0625, Item 57)

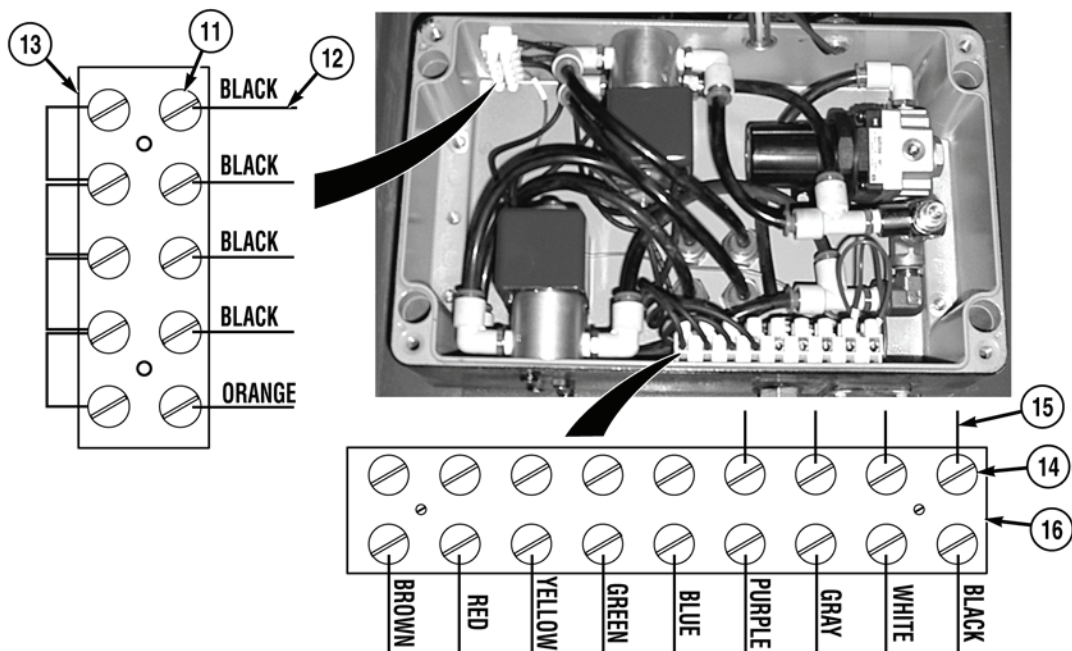
**Equipment Conditions**

Bumper turret junction box removed (WP 0572)

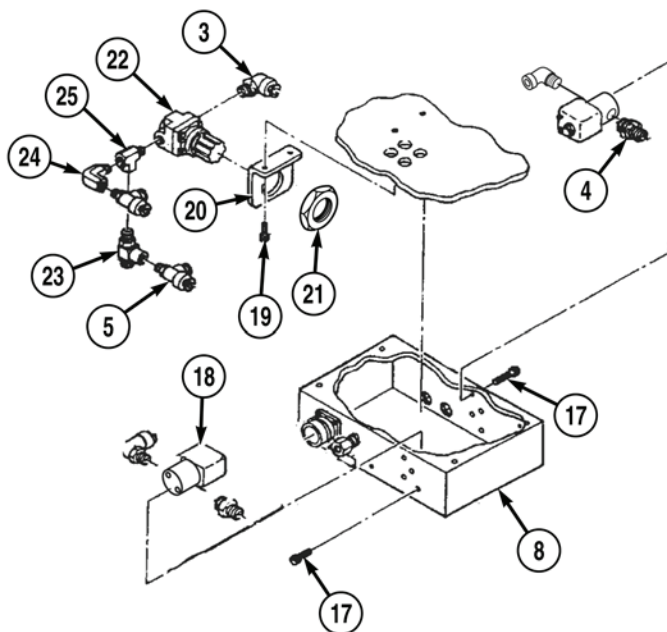
**DISASSEMBLY****NOTE**

Tag and mark air lines prior to removal to ensure proper installation.

1. Remove nine air lines (1) from four fittings (2), seven elbows (3), two fittings (4), two tees (5), and fitting (6).
2. Remove four nuts (7) and fittings (2) from junction box (8).
3. Remove fitting (9) from junction box (8).
4. Remove fitting (10) from junction box (8).



5. Loosen five screws (11) and remove five wires (12) from terminal block (13).
6. Loosen four screws (14) and remove four wires (15) from terminal block (16).

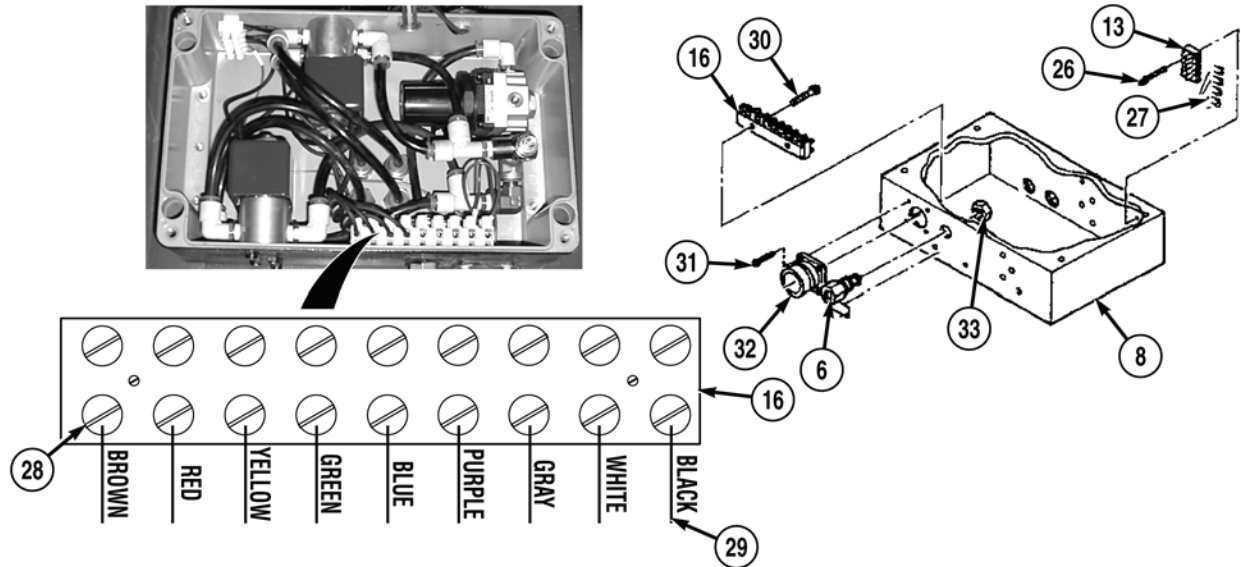


**NOTE**

Note position of solenoid valves, control valve, air regulator, elbows, and fittings prior to removal to ensure proper installation.

7. Remove eight screws (17) and four solenoid valves (18) from junction box (8).
8. Remove two screws (19) and regulator bracket (20) from junction box (8).

9. Remove nut (21) and air regulator (22) from regulator bracket (20).
10. Remove seven elbows (3) and two fittings (4) from four solenoid valves (18) and air regulator (22).
11. Remove two tees (5), control valve (23), elbow (24), and tee (25) from air regulator (22).



12. Remove two screws (26) and terminal block (13) from junction box (8).
13. Remove four jumpers (27) from terminal block (13).

### NOTE

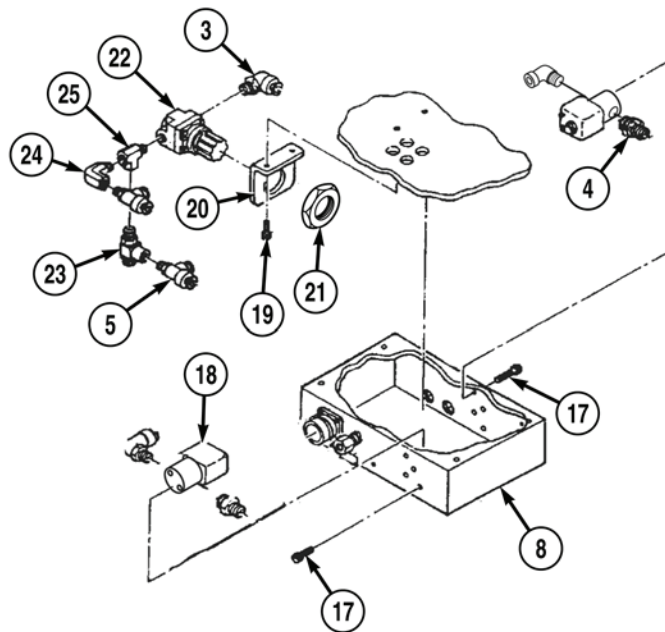
Tag and mark wires prior to removal to ensure proper installation.

14. Loosen nine screws (28) and remove nine wires (29) from terminal block (16).
15. Remove two screws (30) and terminal block (16) from junction box (8).
16. Remove four screws (31) and bulkhead connector (32) from junction box (8).
17. Remove nut (33) and fitting (6) from junction box (8).

### END OF TASK

### ASSEMBLY

1. Install fitting (6) on junction box (8) with nut (33).
2. Install bulkhead connector (32) on junction box (8) with four screws (31).
3. Install terminal block (16) on junction box (8) with two screws (30).
4. Install nine wires (29) on terminal block (16) with nine screws (28).
5. Install four jumpers (27) on terminal block (13).
6. Install terminal block (13) on junction box (8) with two screws (26).

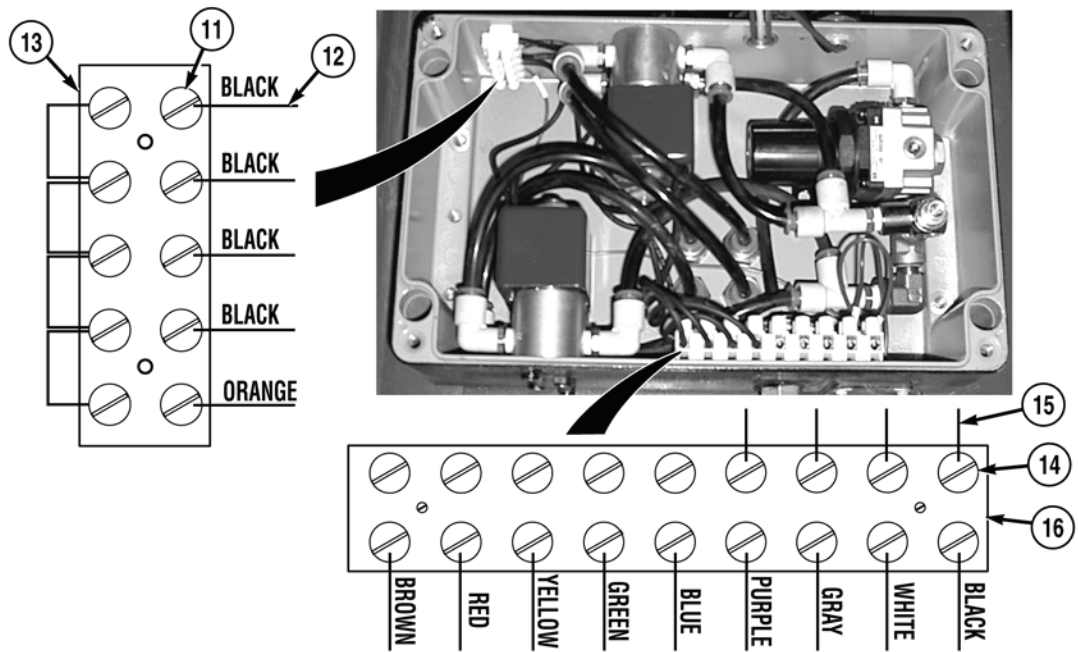


### NOTE

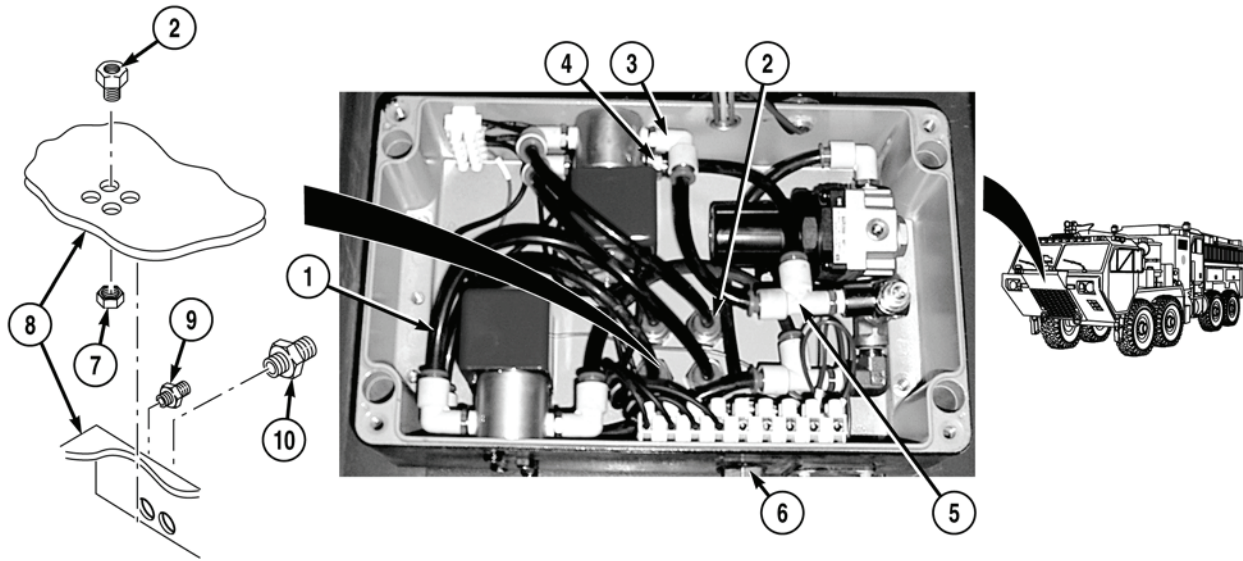
Position solenoid valves, control valve, air regulator, elbows, and fittings as noted prior to removal.

7. Apply Teflon tape to threads of seven elbows (3), two tees (5), and fittings (4).
8. Install tee (25), elbow (24), control valve (23), and two tees (5) on air regulator (22).
9. Install two fittings (4) and seven elbows (3) on four solenoid valves (18) and air regulator (22).
10. Install air regulator (22) on air regulator bracket (20) with nut (21).
11. Install regulator bracket (20) on junction box (8) with two screws (19).
12. Install four solenoid valves (18) on junction box (8) with eight screws (17).





13. Install four wires (15) on terminal block (16) with four screws (14).
14. Install five wires (12) on terminal block (13) with five screws (11).



15. Install fitting (10) on junction box (8).
16. Install fitting (9) on junction box (8).
17. Install four fittings (2) on junction box (8) with four nuts (7).
18. Install nine air lines (1) on fitting (6), two tees (5), fittings (4), seven elbows (3), and four fittings (2).

#### END OF TASK

#### FOLLOW-ON MAINTENANCE

Install bumper turret junction box (WP 0572)

#### END OF TASK

#### END OF WORK PACKAGE

---

**FIELD LEVEL MAINTENANCE**

**FOAM COVER AND WATER TANK VENT REPLACEMENT**

---

**INITIAL SETUP:****Tools and Special Tools**


Tool Kit, General Mechanic's: Automotive  
(WP 0622, Item 27)

**References**

WP 0615, Fig. 51

**Equipment Conditions**


Water pump engine OFF (WP 0022)  
Engine OFF (TM 9-2320-347-10)  
Wheels chocked (TM 9-2320-347-10)

**REMOVAL****NOTE**

- Foam cover and water tank vents are removed the same way. Foam cover vent on foam tank fill B shown.
- Foam cover and water tank vents are threaded into foam covers, water tank fill cover, and water tank.

Remove foam cover tank vent (1) from foam tank fill B (2).

**END OF TASK**

**INSTALLATION****NOTE**

Foam cover and water tank vents are installed the same way. Foam cover vent on foam tank fill B shown.

Install foam cover tank vent (1) on foam tank fill B (2).

**END OF TASK****FOLLOW-ON MAINTENANCE**

Remove wheel chocks (TM 9-2320-347-10)

**END OF TASK****END OF WORK PACKAGE**

---

**FIELD LEVEL MAINTENANCE**  
**GROUND SWEEPS REPLACEMENT**

---

**INITIAL SETUP:****Tools and Special Tools**

Tool Kit, General Mechanic's: Automotive  
(WP 0622, Item 27)

**Materials/Parts**

Compound, Sealing, Pipe Thread  
(WP 0625, Item 21)  
Oil, Lubricating (WP 0625, Item 34)  
Seal, Sentry, Blue (WP 0625, Item 44)  
Lockwasher (4)  
Locknut (1)  
Lockwasher (4)  
Locknut (1)

**Materials/Parts (continued)**

Lockwasher (4)  
Locknut (2)  
Lockwasher (4)  
Lockwasher (2)

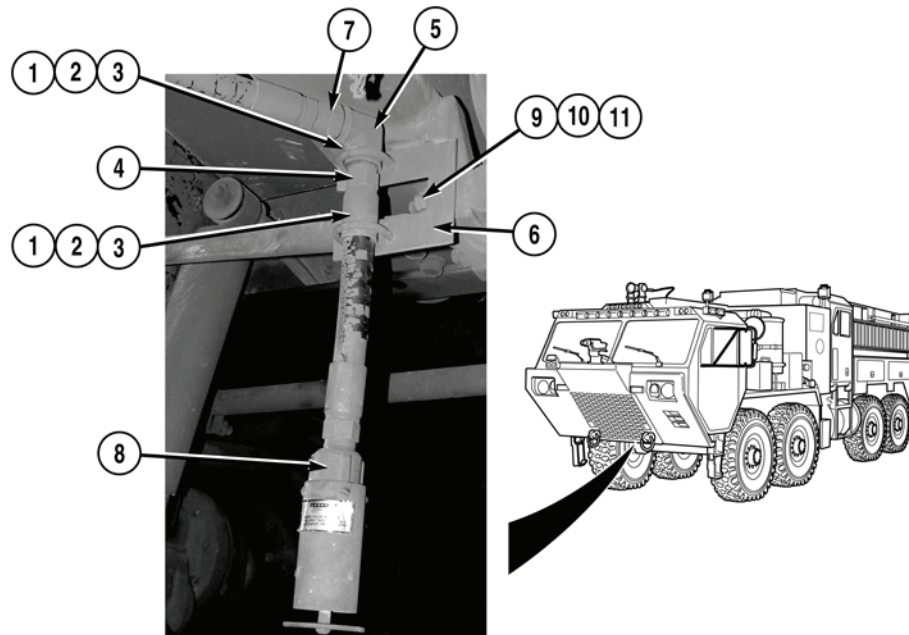
**References**

WP 0615, Fig. 169

**Equipment Conditions**

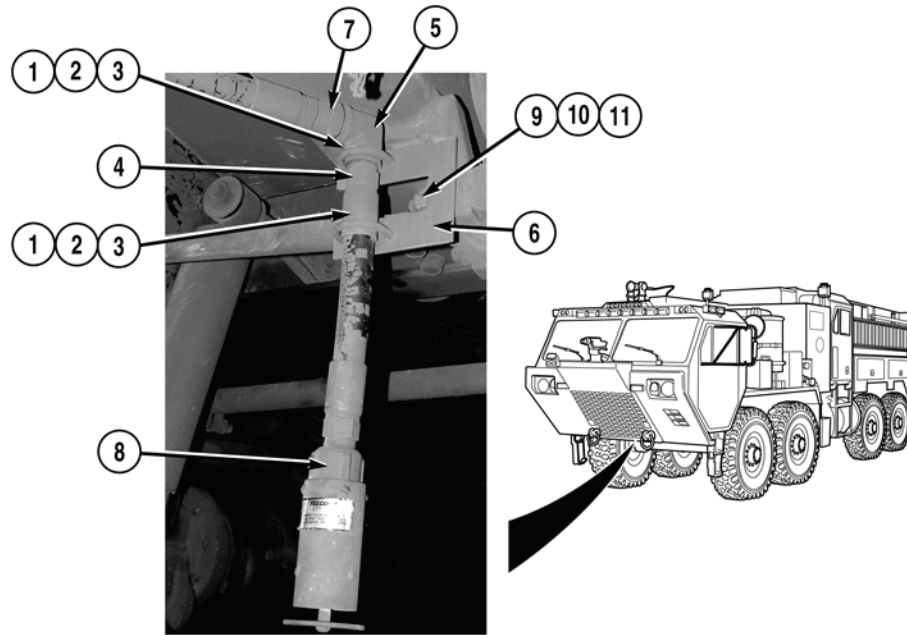
Water pump engine OFF (WP 0022)  
Engine OFF (TM 9-2320-347-10)  
Wheels chocked (TM 9-2320-347-10)

---

**FRONT GROUND SWEEPS REMOVAL**

1. Remove four nuts (1), lockwashers (2), two U-bolts (3), hose (4), and elbow (5) from mounting bracket (6). Discard lockwashers.
2. Remove hose (7) from elbow (5).
3. Remove elbow (5) from hose (4).
4. Remove ground sweeps (8) from hose (4).
5. Remove locknut (9), washer (10), and mounting bracket (6) from screw (11). Discard locknut.

## FRONT GROUND SWEEPS INSTALLATION



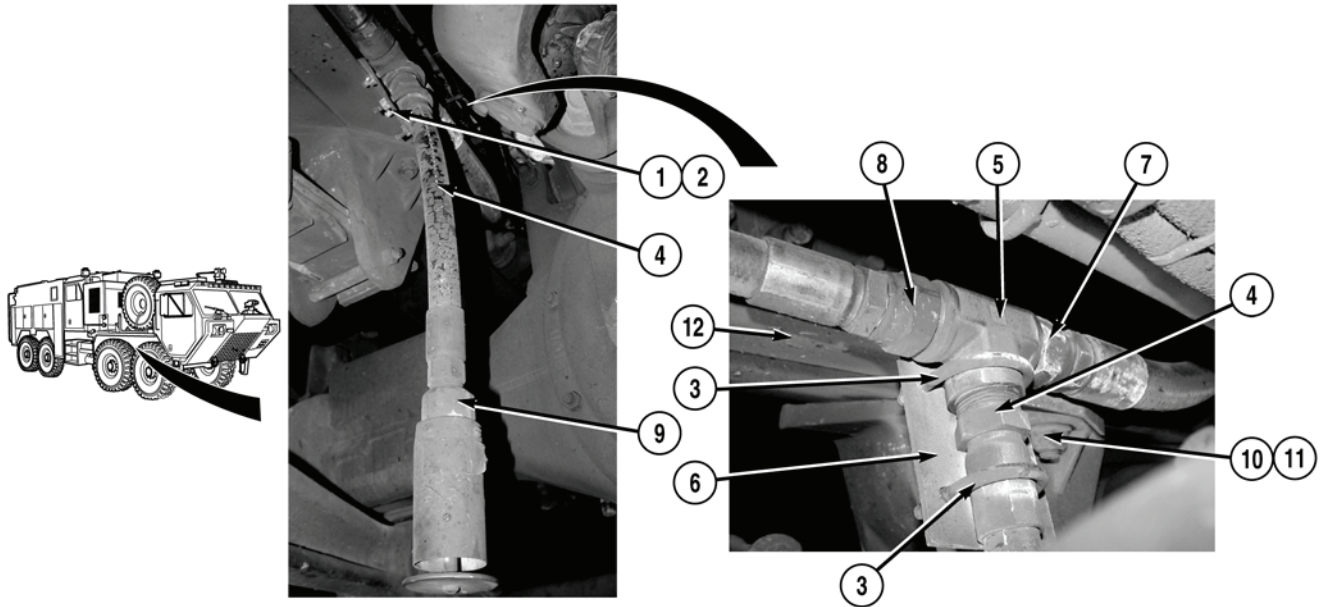
1. Lubricate threads of screw (11) with oil. Install mounting bracket (6) on screw (11) with washer (10) and locknut (9). Tighten locknut to 95 to 130 lb-ft (129 to 176 N•m).

**WARNING**

**Adhesives, solvents, and sealing compounds can burn easily, can give off harmful vapors, and are harmful to skin and clothing. To avoid injury or death, keep away from open fire and use in well-ventilated area. If adhesive, solvent, or sealing compound gets on skin or clothing, wash immediately with soap and water.**

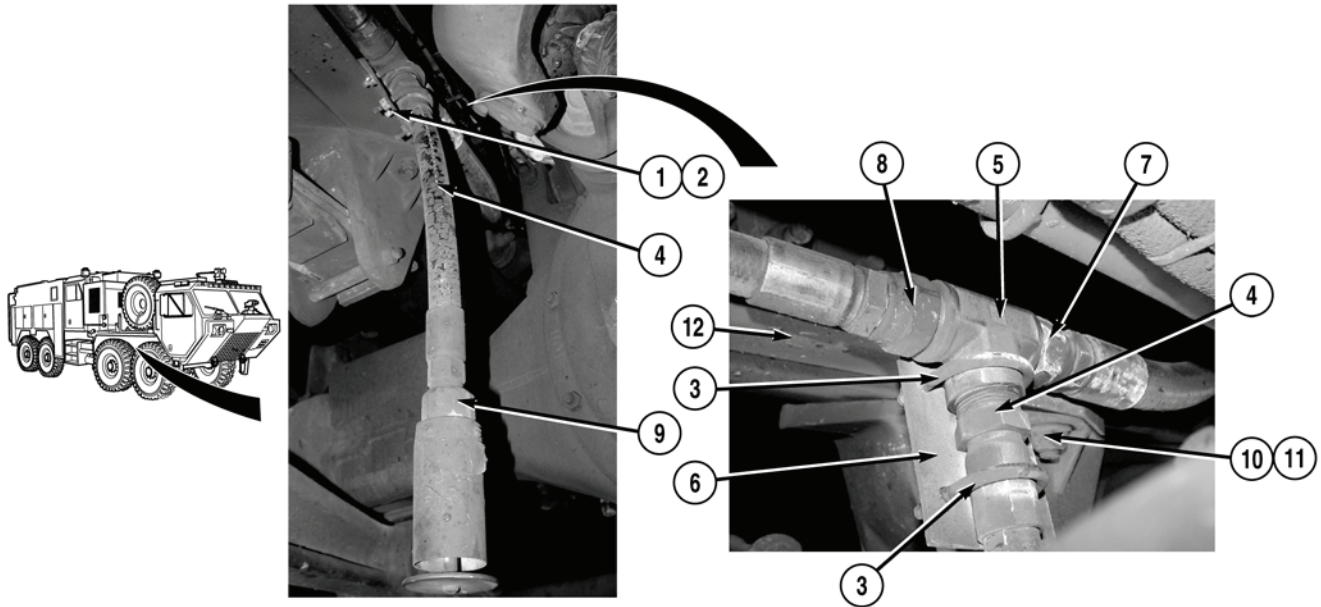
2. Apply sealant to locknut (9) to mark torque point.
3. Apply sealing compound to threads of hose (4).
4. Install ground sweeps (8) on hose (4).
5. Install elbow (5) on hose (4).
6. Install hose (7) on elbow (5).
7. Install hose (4) and elbow (5) on mounting bracket (6) with two U-bolts (3), four lockwashers (2), and nuts (1).

## MIDDLE FRONT GROUND SWEEPS REMOVAL



1. Remove four nuts (1), lockwashers (2), two U-bolts (3), hose (4), and tee (5) from mounting bracket (6). Discard lockwashers.
2. Remove hose (7) from tee (5).
3. Remove hose (8) from tee (5).
4. Remove tee (5) from hose (4).
5. Remove ground sweeps (9) from hose (4).
6. Remove locknut (10), screw (11), and mounting bracket (6) from frame rail (12). Discard locknut.

## MIDDLE FRONT GROUND SWEEPS INSTALLATION



1. Install mounting bracket (6) on frame rail (12) with screw (11) and locknut (10).


**WARNING**

**Adhesives, solvents, and sealing compounds can burn easily, can give off harmful vapors, and are harmful to skin and clothing. To avoid injury or death, keep away from open fire and use in well-ventilated area. If adhesive, solvent, or sealing compound gets on skin or clothing, wash immediately with soap and water.**

2. Apply sealing compound to threads of hose (4).
3. Install ground sweeps (9) on hose (4).
4. Install tee (5) on hose (4).
5. Install hose (8) on tee (5).
6. Install hose (7) on tee (5).
7. Install hose (4) and tee (5) on mounting bracket (6) with two U-bolts (3), four lockwashers (2), and nuts (1).




MIDDLE BACK GROUND SWEEPS REMOVAL



1. Remove four nuts (1), lockwashers (2), two U-bolts (3), hose (4), and tee (5) from mounting bracket (6). Discard lockwashers.
2. Remove hose (7) from tee (5).
3. Remove hose (8) from tee (5).
4. Remove tee (5) from hose (4).
5. Remove ground sweeps (9) from hose (4).
6. Remove two locknuts (10), screws (11), and mounting bracket (6) from frame rail (12). Discard locknuts.

## MIDDLE BACK GROUND SWEEPS INSTALLATION

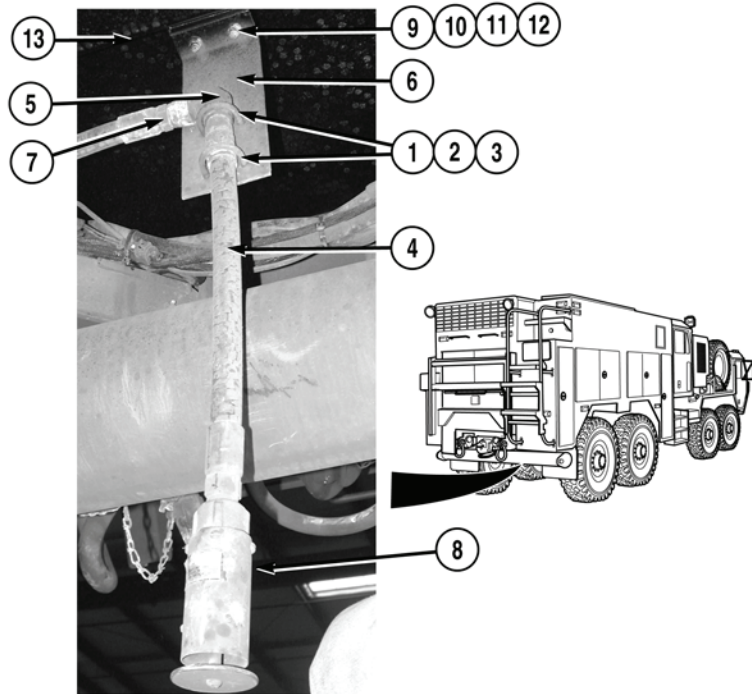


1. Install mounting bracket (6) on frame rail (12) with two screws (11) and locknuts (10).

**WARNING**

**Adhesives, solvents, and sealing compounds can burn easily, can give off harmful vapors, and are harmful to skin and clothing. To avoid injury or death, keep away from open fire and use in well-ventilated area. If adhesive, solvent, or sealing compound gets on skin or clothing, wash immediately with soap and water.**

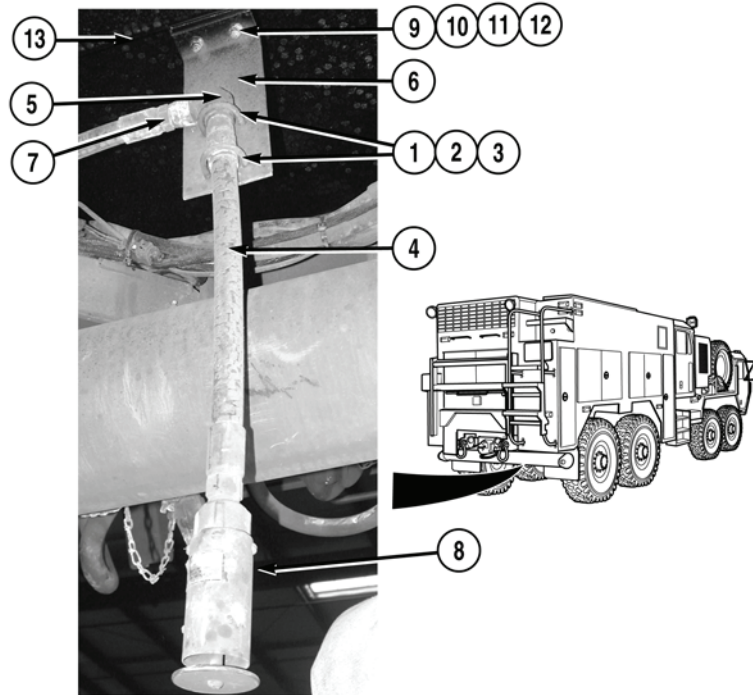
2. Apply sealing compound to threads of hose (4).
3. Install ground sweeps (9) on hose (4).
4. Install tee (5) on hose (4).
5. Install hose (8) on tee (5).
6. Install hose (7) on tee (5).
7. Install hose (4) and tee (5) on mounting bracket (6) with two U-bolts (3), four lockwashers (2), and nuts (1).

**BACK GROUND SWEEPS REMOVAL**

1. Remove four nuts (1), lockwashers (2), two U-bolts (3), hose (4), and elbow (5) from mounting bracket (6). Discard lockwashers.
2. Remove hose (7) from elbow (5).
3. Remove elbow (5) from hose (4).
4. Remove ground sweeps (8) from hose (4).
5. Remove two nuts (9), lockwashers (10), four washers (11), two screws (12), and mounting bracket (6) from rear crossmember (13). Discard lockwashers.

**BACK GROUND SWEEPS INSTALLATION**

1. Install mounting bracket (6) on rear crossmember (13) with two screws (12), four washers (11), two lockwashers (10), and nuts (9).



### **WARNING**



**Adhesives, solvents, and sealing compounds can burn easily, can give off harmful vapors, and are harmful to skin and clothing. To avoid injury or death, keep away from open fire and use in well-ventilated area. If adhesive, solvent, or sealing compound gets on skin or clothing, wash immediately with soap and water.**

2. Apply sealing compound to threads of hose (4).
3. Install ground sweeps (8) on hose (4).
4. Install elbow (5) on hose (4).
5. Install hose (7) on elbow (5).
6. Install elbow (5) and hose (4) on mounting bracket (6) with two U-bolts (3), four lockwashers (2), and nuts (1).

### **END OF TASK**

### **FOLLOW-ON MAINTENANCE**

Remove wheel chocks (TM 9-2320-347-10)

### **END OF TASK**

### **END OF WORK PACKAGE**

---

**FIELD LEVEL MAINTENANCE**  
**GROUND SWEEPS VALVE REPLACEMENT**

---

**INITIAL SETUP:****Tools and Special Tools**

Tool Kit, General Mechanic's: Automotive  
(WP 0622, Item 27)

**References**

WP 0483  
WP 0615, Fig. 169


**Materials/Parts**

Compound, Sealing, Pipe Thread (WP 0625,  
Item 21)  
Tags, Identification (WP 0625, Item 51)

**Equipment Conditions**

Air system drained (TM 9-2320-347-10)  
Water system drained (WP 0041)  
Water pump engine air cleaner assembly  
removed (WP 0220)  
Pump house panel Q removed (WP 0540)

---


**REMOVAL**

**⚠ CAUTION**

**Air lines may be removed directly from elbows and fittings, or may remain attached to elbows and fittings and removed as an assembly. If air lines are removed from elbows and fittings, care must be taken not to damage air line. If sealing surface of air line is damaged air line must be repaired or replaced.**

**NOTE**

- Tag and mark air lines prior to removal to ensure proper installation.
  - Valve shown has air lines remaining attached to elbows.
1. Remove two air lines (1) and (2) and elbows (3) and (4) from ground sweeps valve (5).

**NOTE**

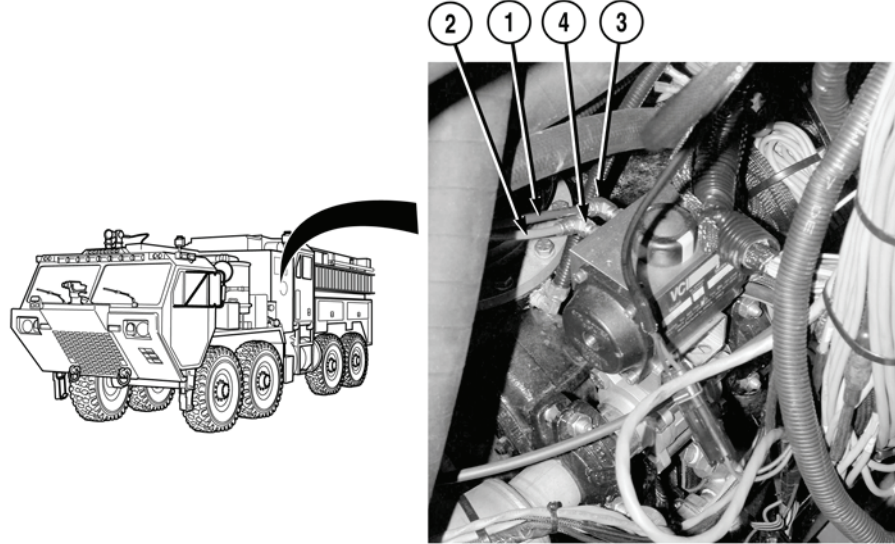
Coupling (7) is removed from crew cab.

2. Remove two couplings (6) and (7) and ground sweeps valve (5) from vehicle (WP 0483).

**END OF TASK****INSTALLATION****NOTE**

Coupling (7) is installed on crew cab.

1. Install two couplings (7) and (6) and ground sweeps valve (5) on vehicle (WP 0483).



### WARNING



**Adhesives, solvents, and sealing compounds can burn easily, can give off harmful vapors, and are harmful to skin and clothing. To avoid injury or death, keep away from open fire and use in well-ventilated area. If adhesive, solvent, or sealing compound gets on skin or clothing, wash immediately with soap and water.**

2. Apply sealing compound to two elbows (3) and (4).
3. Install two air lines (2) and (1) and elbows (4) and (3) on ground sweeps valve (5).

#### **END OF TASK**

#### **FOLLOW-ON MAINTENANCE**

1. Install pump house panel Q (WP 0540)
2. Install water pump engine air cleaner assembly (WP 0220)

#### **END OF TASK**

#### **END OF WORK PACKAGE**





**FIELD LEVEL MAINTENANCE**  
**PRE-CONNECTS REPLACEMENT**

**INITIAL SETUP:****Tools and Special Tools**

Tool Kit, General Mechanic's: Automotive  
(WP 0622, Item 27)

**Materials/Parts**

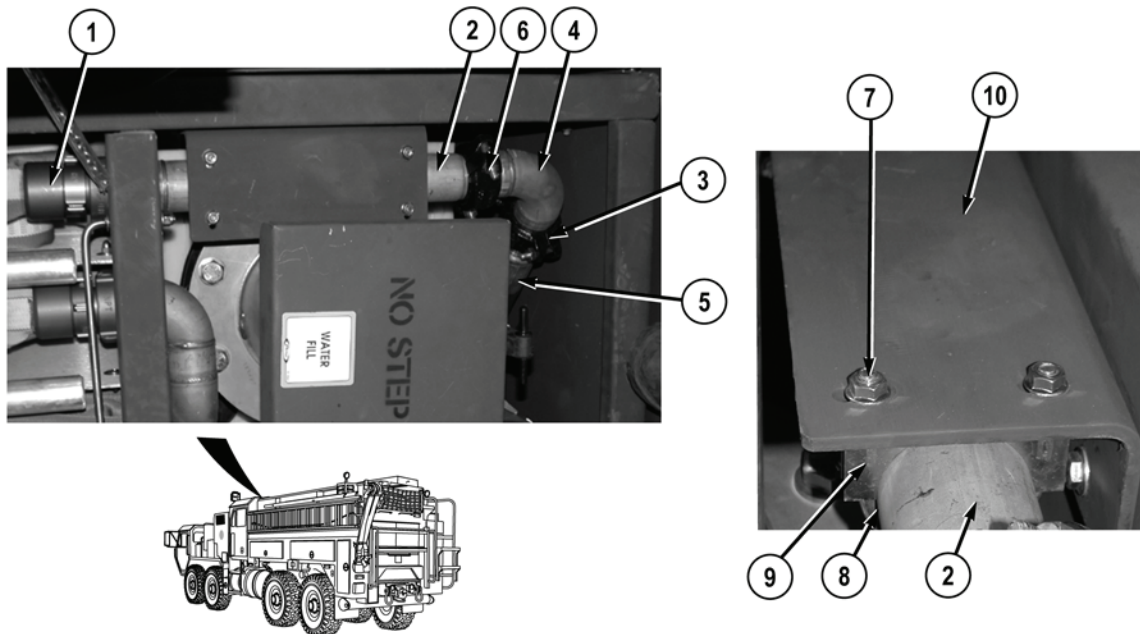
Locknut (4)  
Lockwasher (4)  
Lockwasher (4)

**References**


WP 0483  
WP 0497  
WP 0615, Fig. 51

**Equipment Conditions**

Water pump engine OFF (WP 0022)  
Engine OFF (TM 9-2320-347-10)  
Wheels chocked (TM 9-2320-347-10)  
Hose bed covers opened (WP 0015)

**DRIVER SIDE PRE-CONNECT A REMOVAL**

1. Remove pre-connect hose (1) from driver side pre-connect A (2).
2. Remove coupling (3) from elbow (4) and hose (5) (WP 0483).
3. Remove coupling (6) and elbow (4) from driver side pre-connect A (2) (WP 0483).
4. Remove four locknuts (7), two U-bolts (8), driver side pre-connect A (2), and two cradles (9) from bracket (10). Discard locknuts.

**NOTE**

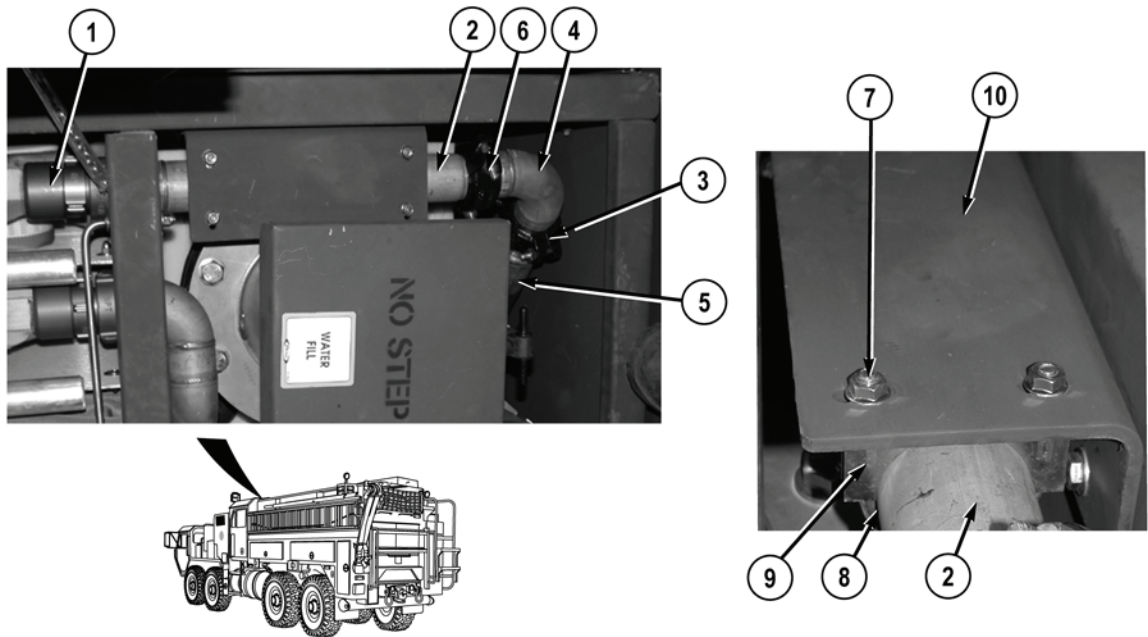
Perform Steps (5) and (6) if bracket needs to be removed.

5. Remove front air lift bag stowage box (11) (WP 0497).
6. Remove four nuts (12), lockwashers (13), eight washers (14), four screws (15), and bracket (10) from vehicle. Discard lockwashers.

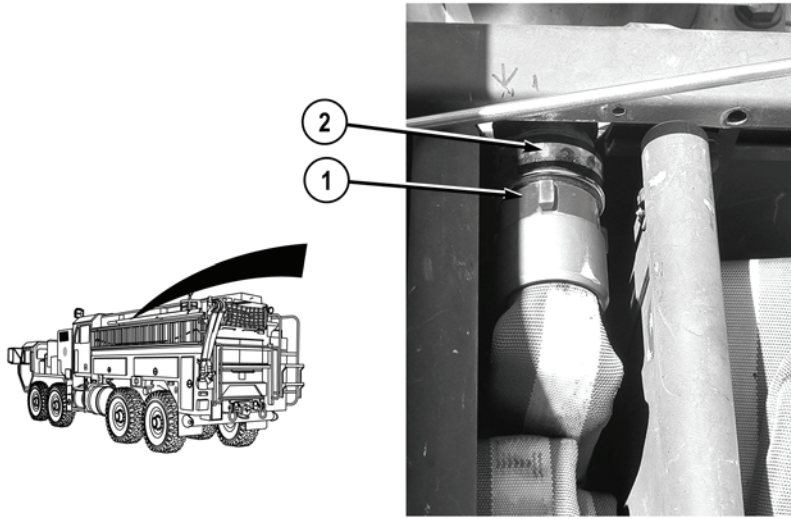
**END OF TASK****DRIVER SIDE PRE-CONNECT A INSTALLATION****NOTE**

Perform Steps (1) and (2) if bracket was removed.


1. Install bracket (10) on vehicle with four screws (15), eight washers (14), four lockwashers (13), and nuts (12).
2. Install front air lift bag stowage box (11) (WP 0497).




3. Install two cradles (9) and driver side pre-connect A (2) on bracket (10) with two U-bolts (8) and four locknuts (7).
4. Install coupling (6) and elbow (4) on driver side pre-connect A (2) (WP 0483).
5. Install coupling (3) on elbow (4) and hose (5) (WP 0483).
6. Install pre-connect hose (1) on driver side pre-connect A (2).

**DRIVER SIDE PRE-CONNECT B REMOVAL**

1. Remove pre-connect hose (1) from driver side pre-connect B (2).



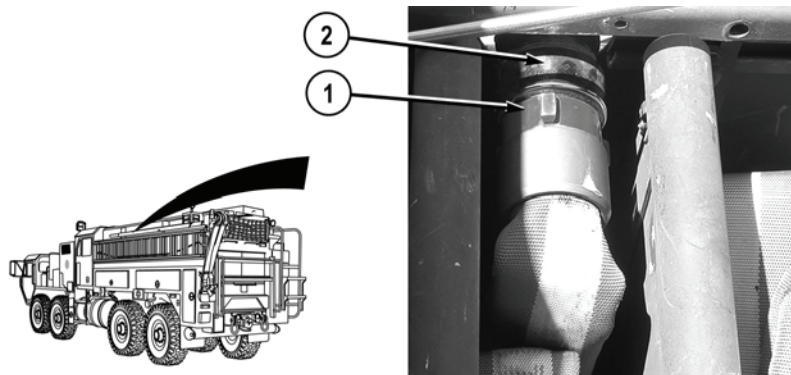
2. Remove coupling (3) from elbow (4) and hose (5) (WP 0483).
3. Remove coupling (6) and elbow (4) from driver side pre-connect B (2) (WP 0483).



4. Remove four nuts (7), lockwashers (8), eight washers (9), four screws (10), and driver side pre-connect B (2) from vehicle. Discard lockwashers.

#### DRIVER SIDE PRE-CONNECT B INSTALLATION

1. Install driver side pre-connect B (2) on vehicle with four screws (10), eight washers (9), four lockwashers (8), and nuts (7).
2. Install coupling (6) and elbow (4) on driver side pre-connect B (2) (WP 0483).
3. Install coupling (3) on elbow (4) and hose (5) (WP 0483).



4. Install pre-connect hose (1) on driver side pre-connect B (2).

#### END OF TASK

#### FOLLOW-ON MAINTENANCE

1. Close hose bed covers (WP 0015)
2. Remove wheel chocks (TM 9-2320-347-10)

#### END OF TASK

#### END OF WORK PACKAGE



## FIELD LEVEL MAINTENANCE

## PUMP COOLER (DUMP-TO-GROUND) VALVE REPLACEMENT

## INITIAL SETUP:

**Tools and Special Tools**

Tool Kit, General Mechanic's: Automotive  
(WP 0622, Item 27)

**Materials/Parts**

Compound, Sealing, Pipe Thread  
(WP 0625, Item 51)  
Tags, Identification (WP 0625, Item 51)  
Lockwasher (4)  
Lockwasher (2)

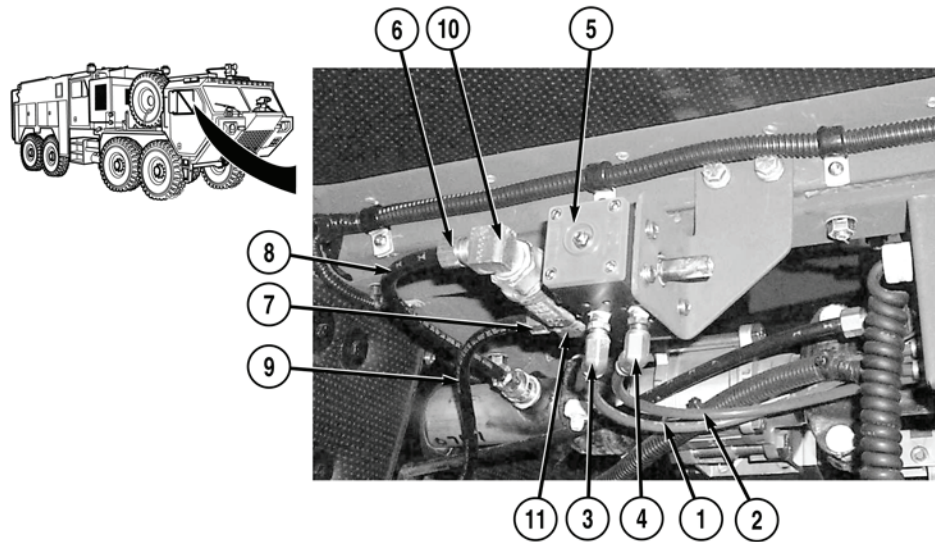
**References**

WP 0615, Fig. 113

**Equipment Conditions**


Water pump engine OFF (WP 0022)  
Engine OFF (TM 9-2320-347-10)  
Wheels chocked (TM 9-2320-347-10)  
Air system drained (TM 9-2320-347-10)  
Water system drained (WP 0041)

## REMOVAL

**NOTE**

- Tag and mark air lines and water lines prior to removal to ensure proper installation.
- Air lines on pump cooler (dump-to-ground) valve remain attached to elbows.

1. Remove two air lines (1) and (2) and elbows (3) and (4) from pump cooler (dump-to-ground) valve (5).
2. Remove two fittings (6) and (7) and water lines (8) and (9) from elbows (10) and (11).



3. Remove four screws (12), lockwashers (13), washers (14), and pump cooler (dump-to-ground) valve (5) from bracket (15). Discard lockwashers.
4. Remove two elbows (10) and (11) from air ball valve (16).

### NOTE

Note position of air ball valve prior to removal to ensure proper installation.

5. Remove four nuts (17), washers (18), and air ball valve (16) from pump cooler (dump-to-ground) valve (5).
6. Remove two screws (19), lockwashers (20), washers (21), and bracket (15) from vehicle. Discard lockwashers.

### END OF TASK

### INSTALLATION

1. Install bracket (15) on vehicle with two washers (21), lockwashers (20), and screws (19).

### NOTE

Install air ball valve as noted prior to removal.

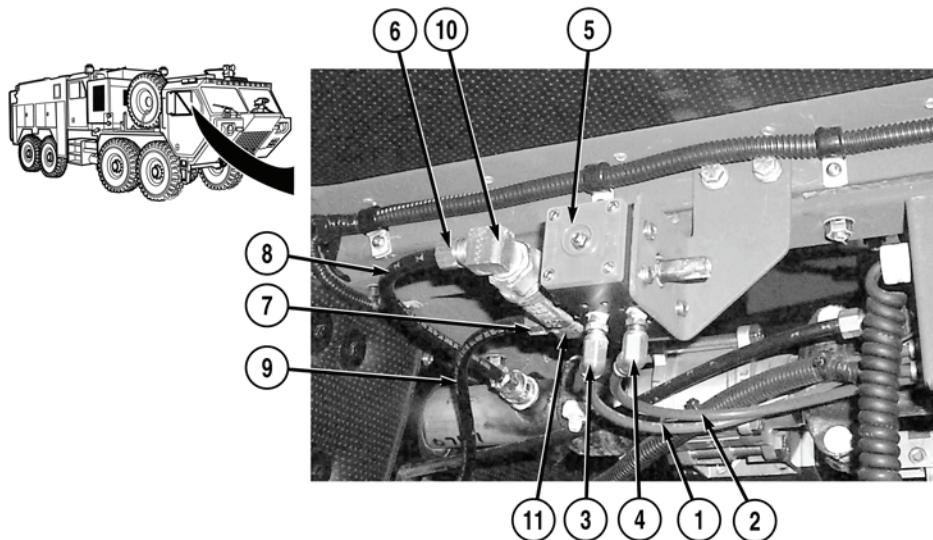
2. Install air ball valve (16) on pump cooler (dump-to-ground) valve (5) with four washers (18) and nuts (17).



**WARNING**

Adhesives, solvents, and sealing compounds can burn easily, can give off harmful vapors, and are harmful to skin and clothing. To avoid injury or death, keep away from open fire and use in well-ventilated area. If adhesive, solvent, or sealing compound gets on skin or clothing, wash immediately with soap and water.

3. Apply sealing compound to threads of four elbows (3), (4), (10), and (11).
4. Install two elbows (10) and (11) on air ball valve (16).
5. Install pump cooler (dump-to-ground) valve (5) on bracket (15) with four washers (14), lockwashers (13), and screws (12).



6. Install two water lines (9) and (8) and fittings (7) and (6) on elbows (11) and (10).
7. Install two elbows (4) and (3) and air lines (2) and (1) on pump cooler (dump-to-ground) valve (5).

**END OF TASK**

**FOLLOW-ON MAINTENANCE**

Remove wheel chocks (TM 9-2320-347-10)

**END OF TASK**

**END OF WORK PACKAGE**



---

**FIELD LEVEL MAINTENANCE****ROOF TURRET, AUTOMATIC DRAIN VALVE, AND CONTROLS REPLACEMENT**

---

**INITIAL SETUP:****Tools and Special Tools**

Tool Kit, General Mechanic's: Automotive  
(WP 0622, Item 27)

**Materials/Parts**

Adhesive, Sealant, Silicone, RTV  
(WP 0625, Item 5)  
Cleaning Compound, Solvent (WP 0625, Item 12)  
Oil, Lubricating (WP 0625, Item 37)  
Tags, Identification (WP 0625, Item 51)  
Locknut (8)  
Preformed Packing (1)

**Personnel Required**

MOS 63B Wheeled vehicle mechanic (2)



**References**

WP 0483  
WP 0489  
WP 0615, Fig. 170

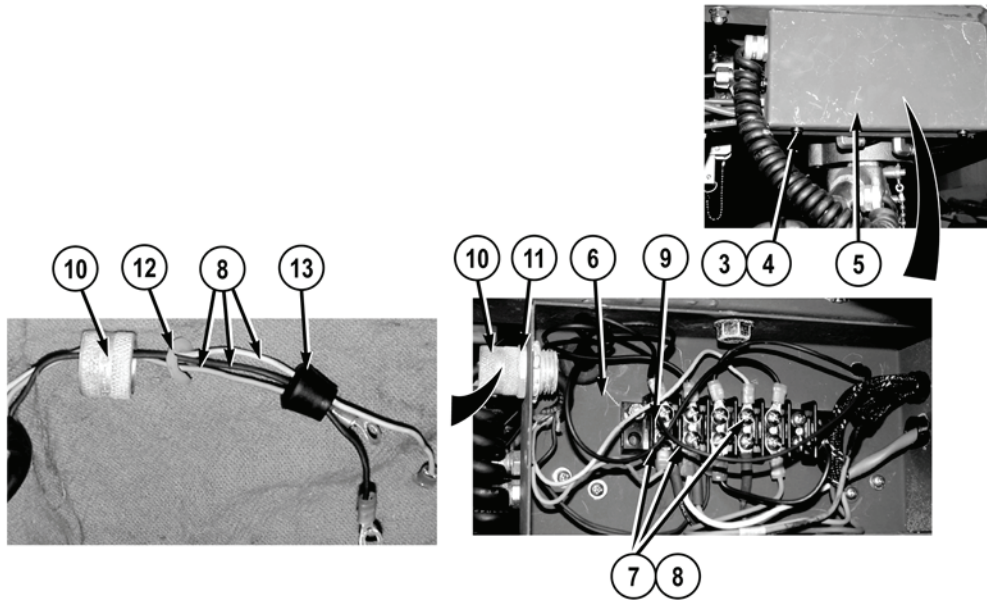
**Equipment Conditions**

Water pump engine OFF (WP 0022)  
Water system drained (WP 0041)  
Air system drained (TM 9-2320-347-10)  
Batteries disconnected (TM 9-2320-325-14&P)

---

**REMOVAL**

1. Remove two pins (1) from handle bracket (2).

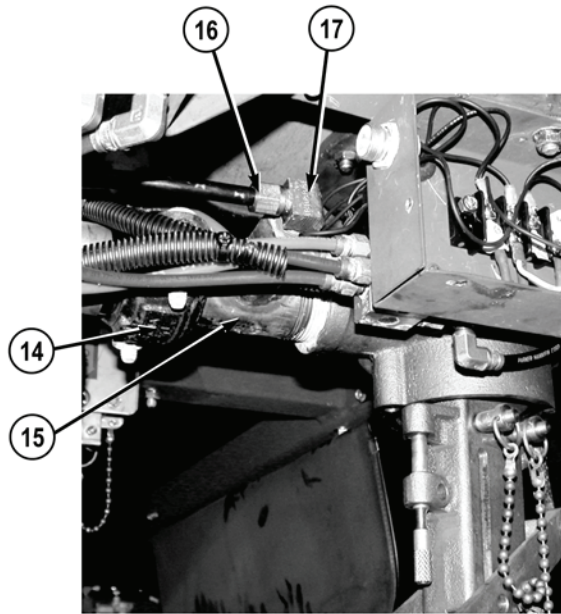


2. Remove three screws (3), washers (4), and cover (5) from junction box (6).

### NOTE

Tag and mark wires prior to removal to ensure proper installation.

3. Remove three screws (7) and wires (8) from terminal block (9).
4. Remove collar (10) from sleeve (11).
5. Remove backing washer (12), grommet (13), and three wires (8) from sleeve (11) and junction box (6).

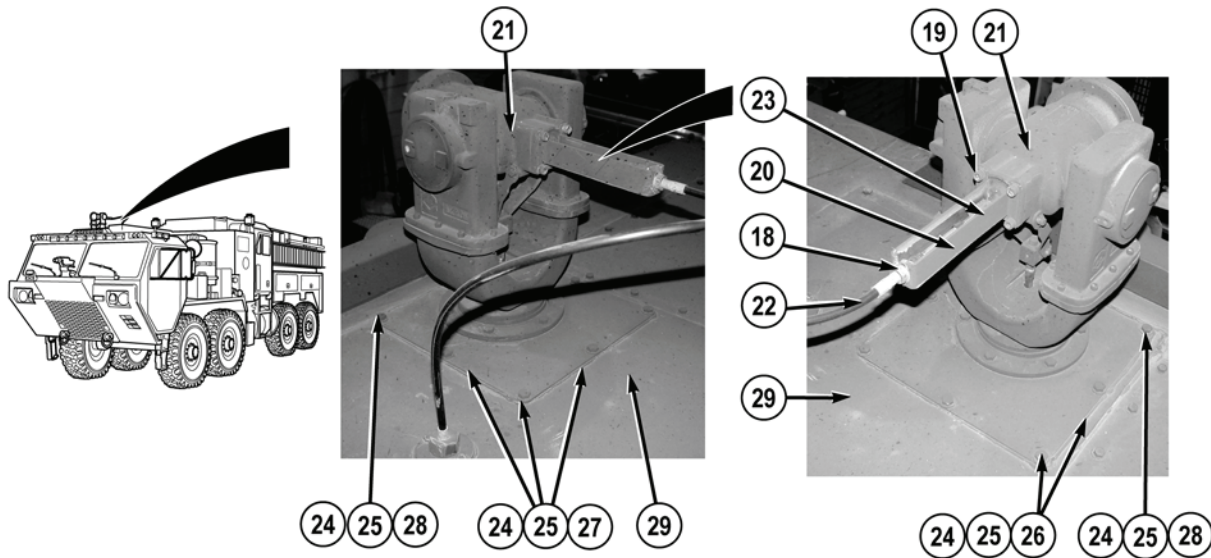


6. Remove coupling (14) from pipe (15) (WP 0483).

**NOTE**

Tag and mark hoses prior to removal to ensure proper installation.

7. Remove hose (16) from elbow (17).



**NOTE**


Note position of jamnut on cable prior to removal to ensure proper installation.

8. Loosen jamnut (18).
9. Remove four screws (19) and cable guard (20) from roof turret (21) and cable (22).
10. Loosen nut (23) and remove cable (22) from roof turret (21).

**NOTE**

Note position of screws prior to removal to ensure proper installation.

11. Remove eight locknuts (24), washers (25), two screws (26), and three screws (27) and (28) from roof turret (21) and roof turret mounting plate (29). Discard locknuts.


**WARNING**

**Roof turret weighs 75 lb. (34 kg). Do not attempt to lift roof turret without the aid of an assistant and a suitable lifting device. Failure to comply could result in serious injury to personnel or damage to roof turret.**

**NOTE**

Silicone seal must be broken prior to removing roof turret.



12. Attach suitable lifting device to roof turret (21).
13. With the aid of an assistance, guide roof turret (21) from roof turret mounting plate (29).
14. Remove suitable lifting device from roof turret (21).



**NOTE**

Note position of elbow prior to removal to ensure proper installation.

- 15. Remove elbow (17) from automatic drain valve (30).
- 16. Remove automatic drain valve (30) from pipe (15).
- 17. Remove pipe (15) from roof turret (21).



- 18. Remove pin (31) from handle linkage (32) and cable (22).
- 19. Loosen nut (33) and remove cable (22) from mounting plate (34) and vehicle.



20. Remove and discard preformed packing (35) from nut (33).
21. Remove two nuts (36), screws (37), pattern control handle assembly (38), mounting plate (34), and gasket (39) from roof turret mounting plate (29).

## END OF TASK


## INSTALLATION

### WARNING



Solvent cleaning compound MIL-PRF-680 Type II and III may be irritating to the eyes and skin. Use protective gloves and goggles. Use in well-ventilated areas. Use respirator as needed. Accidental ingestion can cause irritation of digestive tract and respiratory tract, may cause lung and central nervous system damage. Can be fatal if swallowed. Inhalation of high/massive concentrations can cause coma or be fatal. First aid for ingestion: do not induce vomiting. Seek immediate medical attention. First aid for skin contact: remove contaminated clothing. Wash skin thoroughly with soap and water. If symptoms persist, seek medical attention. First aid for eye contact: flush with water for 15 minutes or until irritation subsides. If symptoms persist, seek medical attention. First aid for inhalation: move to fresh air. If not breathing, provide artificial respiration. If symptoms persist, seek medical attention. Keep away from open flames and other sources of ignition. Failure to follow this warning may result in injury or death to personnel.

- The flashpoint for Type II solvent cleaning compound is 141 to 198°F (61 to 92°C) and Type III is 200 to 241°F (93 to 116°C).
- Improper cleaning methods and use of unauthorized cleaning solvents may injure personnel and damage equipment.
- Fire extinguishers should be placed nearby when using solvent cleaning compound. Failure to follow this warning may result in injury or death.
- Cloths or rags saturated with solvent cleaning compound must be disposed of IAW authorized facilities' procedures. Failure to follow this warning may result in injury.
- Eye shields must be worn when cleaning with a wire brush. Flying rust and metal particle may cause injury.




1. Clean bottom of mounting plate (34), roof turret (21), and mating surface of vehicle with solvent cleaning compound.

### **WARNING**



**Adhesives, solvents, and sealing compounds can burn easily, can give off harmful vapors, and are harmful to skin and clothing. To avoid injury or death, keep away from open fire and use in well-ventilated area. If adhesive, solvent, or sealing compound gets on skin or clothing, wash immediately with soap and water.**

2. Apply silicone sealant to both sides of gasket (39).
3. Install gasket (39), mounting plate (34), and pattern control handle assembly (38) on roof turret mounting plate (29) with two screws (37) and nuts (36).
4. Coat preformed packing (35) with lubricating oil and install preformed packing (35) on nut (33).
5. Route cable (22) through mounting plate (34).
6. Install cable (22) on vehicle and mounting plate (34) with nut (33).
7. Install cable (22) on handle linkage (32) with pin (31).



**WARNING**



Adhesives, solvents, and sealing compounds can burn easily, can give off harmful vapors, and are harmful to skin and clothing. To avoid injury or death, keep away from open fire and use in well-ventilated area. If adhesive, solvent, or sealing compound gets on skin or clothing, wash immediately with soap and water.

8. Apply sealing compound to threads of elbow (17) and automatic drain valve (30).

**NOTE**


Install pipe as noted prior to removal.

9. Install pipe (15) on roof turret (21) (WP 0489).
10. Install automatic drain valve (30) on pipe (15).

**NOTE**

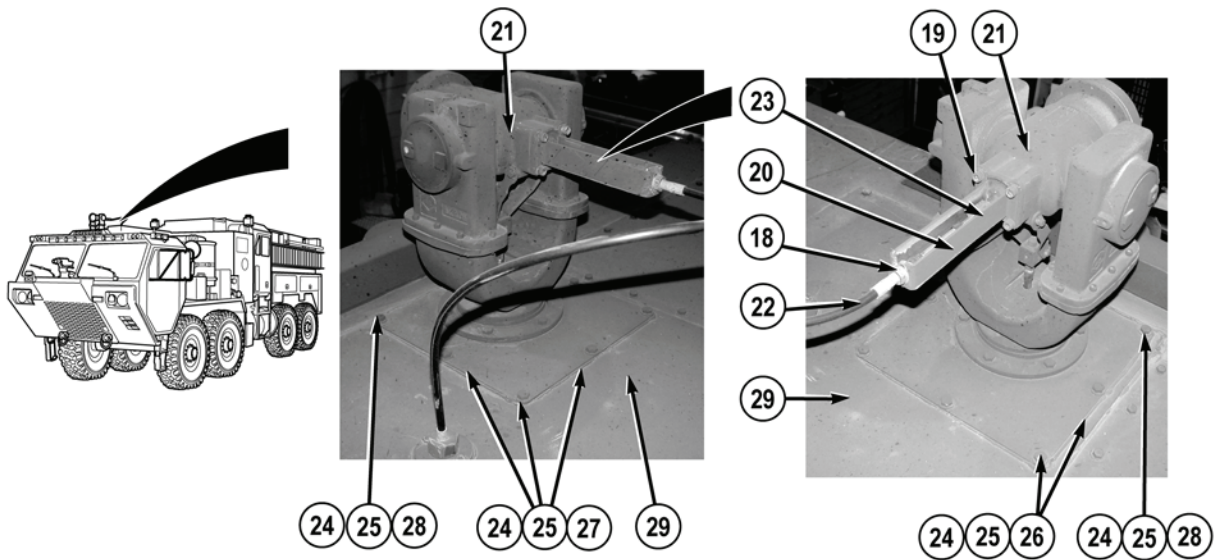
Install elbow as noted prior to removal.

11. Install elbow (17) on automatic drain valve (30).

**WARNING**

**Roof turret weighs 75 lb. (34 kg). Do not attempt to lift roof turret without the aid of an assistant and a suitable lifting device. Failure to comply could result in serious injury to personnel or damage to roof turret.**

12. Attach suitable lifting device to roof turret (21).
13. Apply silicone sealant to perimeter and mounting holes on bottom of roof turret (21).
14. With the aid of an assistant, guide roof turret (21) on roof turret mounting plate (29).
15. Remove suitable lifting device from roof turret (21).



**⚠ CAUTION**

**Do not over tighten locknuts. Over tightening locknuts will crush cab frame members.**

**NOTE**

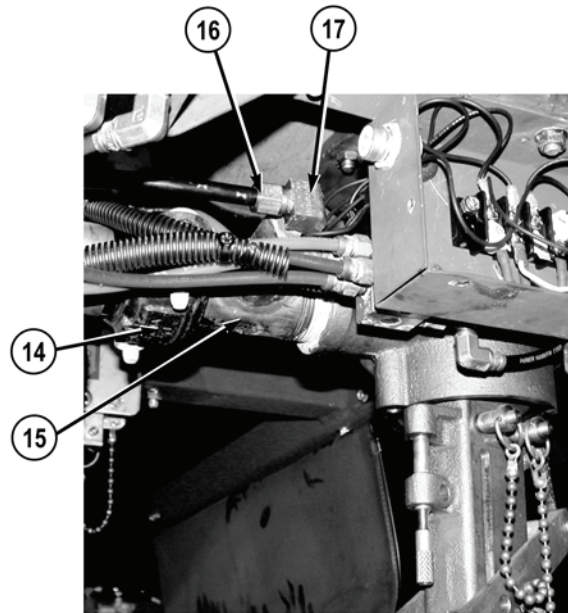
Install screws as noted prior to removal.

- 16. Secure roof turret (21) to roof turret mounting plate (29) with three screws (28) and (27), two screws (26), eight washers (25), and locknuts (24).
- 17. Install cable (22) on roof turret (21) with nut (23).
- 18. Install cable guard (20) on cable (22) and roof turret (21) with four screws (19).

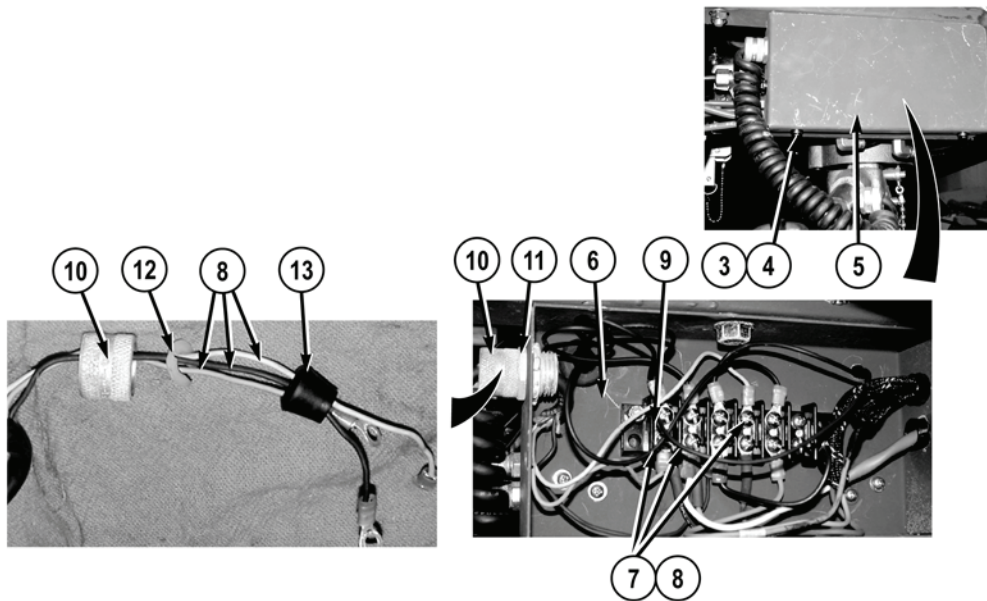
**NOTE**

Tighten jamnut on cable as noted prior to removal.



- 19. Tighten jamnut (18).




- 20. Install hose (16) on elbow (17).
- 21. Install coupling (14) on pipe (15) (WP 0483).



- 22. Install three wires (8), grommet (13), and backing washer (12) through sleeve (11) on junction box (6) and tighten collar (10).
- 23. Install three wires (8) on terminal block (9) with three screws (7).
- 24. Install cover (5) on junction box (6) with three washers (4) and screws (3).



25. Install two pins (1) on handle bracket (2).
26. Test roof turret operation (WP 0036).



### NOTE

Perform Step (27) if proper flow pattern of roof turret is not being achieved.

27. Adjust two jamnuts (18) and (40) and cable (22).
28. Repeat Steps (26) and (27) until proper flow pattern of roof turret is achieved.

**END OF TASK**

**FOLLOW-ON MAINTENANCE**

Connect batteries (TM 9-2320-325-14&P)

**END OF TASK**

**END OF WORK PACKAGE**



---

**FIELD LEVEL MAINTENANCE**  
**ROOF TURRET VALVE REPLACEMENT**

---

**INITIAL SETUP:****Tools and Special Tools**

Tool Kit, General Mechanic's: Automotive  
(WP 0622, Item 27)

**Materials/Parts**

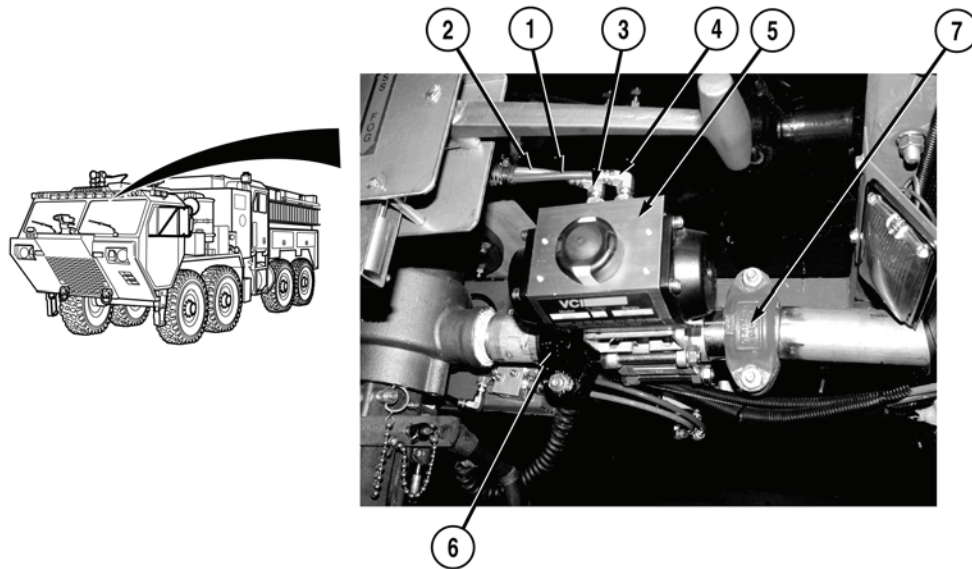
Tags, Identification (WP 0625, Item 51)

**References**

WP 0483  
WP 0615, Fig. 170, 171

**Equipment Conditions**

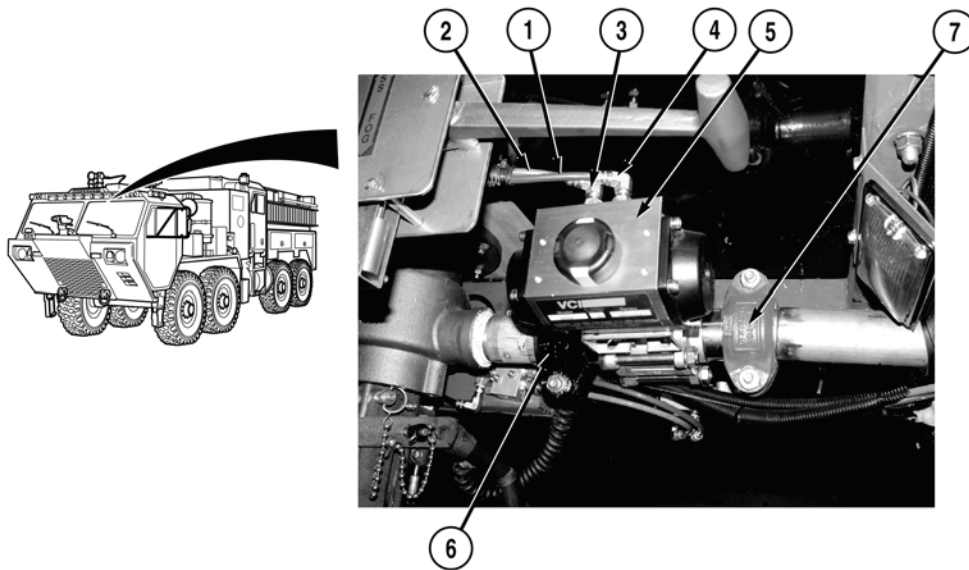
Water pump engine OFF (WP 0022)  
Engine OFF (TM 9-2320-347-10)  
Wheels chocked (TM 9-2320-347-10)  
Air system drained (TM 9-2320-347-10)  
Water system drained (WP 0041)

**REMOVAL****NOTE**

- Tag and mark air lines prior to removal to ensure proper installation.
- Air lines remain attached to elbows.

1. Remove two air lines (1) and (2) and elbows (3) and (4) from roof turret valve (5).
2. Remove two couplings (6) and (7) and roof turret valve (5) from vehicle (WP 0483).

**END OF TASK**

**INSTALLATION**

1. Install two couplings (7) and (6) and roof turret valve (5) on vehicle (WP 0483).
2. Install two air lines (2) and (1) and elbows (4) and (3) on roof turret valve (5).

**END OF TASK****FOLLOW-ON MAINTENANCE**

Remove wheel chocks (TM 9-2320-347-10)

**END OF TASK****END OF WORK PACKAGE**

---

**FIELD LEVEL MAINTENANCE**  
**ROOF TURRET AND CONTROLS REPAIR**

---

**INITIAL SETUP:****Tools and Special Tools**

Tool Kit, General Mechanic's: Automotive  
(WP 0622, Item 27)

**Materials/Parts**

Adhesive, Sealant, Silicone,  
RTV (WP 0625, Item 5)  
Adhesive, Thread, Locking (WP 0625, Item 7)  
Cleaning Compound, Solvent (WP 0625, Item 12)  
Grease, Automotive and  
Artillery (WP 0625, Item 23)  
Silicone Compound,  
Lubricant (WP 0625, Item 49)  
Tags, Identification (WP 0625, Item 51)  
Preformed Packing (1)  
Retaining Ring (1)  
Preformed Packing (1)  
Cotter Pin (2)  
Cotter Pin (2)  
Snap Ring (1)

**Materials/Parts (continued)**

Preformed Packing (2)  
Cotter Pin (2)  
Preformed Packing (2)  
Seal Ring (1)  
Preformed Packing (2)  
Preformed Packing (2)  
Cotter Pin (2)  
Snap Ring (1)  
Preformed Packing (1)  
Preformed Packing (1)  
Cotter Pin (2)  
Cotter Pin (1)


**References**

TM 9-2320-325-14&P  
WP 0615, Fig. 171


**Equipment Conditions**

Roof turret, automatic drain valve, and controls  
removed (WP 0579)

---

**NOZZLE BODY DISASSEMBLY**

1. Remove bearing plate (1) from extension blade (2).

**NOTE**

Pushing throat assembly forward through nozzle body, removes throat assembly from nozzle body.

2. Remove throat (3) from nozzle body (4).
3. Remove and discard preformed packing (5) from nozzle body (4).

**NOTE**

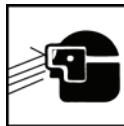
Number of spacers may vary. Note position of spacers prior to replacement to ensure proper installation.

4. Remove screw (6), baffle head (7), and spacer (8) from throat (3).
5. Remove and discard preformed packing (9) from front plunger (10).
6. Remove extension blade (2) and front plunger (10) from throat (3).

**NOTE**

Note position of set screws in holes of throat prior to replacement to ensure proper installation.

7. Remove four set screws (11) from throat (3).

**WARNING**

**Springs, retaining rings, and snap rings are under extreme spring tension and can act as projectiles when being removed. Ensure all personnel wear protective goggles. Failure to comply could result in serious injury to personnel.**

8. Remove three screws (12), retaining ring (13), and turbine (14) from nozzle body (4). Discard retaining ring.

**END OF TASK**

---

**NOZZLE BODY CLEANING AND INSPECTION****WARNING**


Solvent cleaning compound MIL-PRF-680 Type II and III may be irritating to the eyes and skin. Use protective gloves and goggles. Use in well-ventilated areas. Use respirator as needed. Accidental ingestion can cause irritation of digestive tract and respiratory tract, may cause lung and central nervous system damage. Can be fatal if swallowed. Inhalation of high/massive concentrations can cause coma or be fatal. First aid for ingestion: do not induce vomiting. Seek immediate medical attention. First aid for skin contact: remove contaminated clothing. Wash skin thoroughly with soap and water. If symptoms persist, seek medical attention. First aid for eye contact: flush with water for 15 minutes or until irritation subsides. If symptoms persist, seek medical attention. First aid for inhalation: move to fresh air. If not breathing, provide artificial respiration. If symptoms persist, seek medical attention. Keep away from open flames and other sources of ignition. Failure to follow this warning may result in injury or death to personnel.

- The flashpoint for Type II solvent cleaning compound is 141 to 198°F (61 to 92°C) and Type III is 200 to 241°F (93 to 116°C).
- Improper cleaning methods and use of unauthorized cleaning solvents may injure personnel and damage equipment.
- Fire extinguishers should be placed nearby when using solvent cleaning compound. Failure to follow this warning may result in injury or death.
- Cloths or rags saturated with solvent cleaning compound must be disposed of IAW authorized facilities' procedures. Failure to follow this warning may result in injury.
- Eye shields must be worn when cleaning with a wire brush. Flying rust and metal particle may cause injury.

1. Clean all metallic parts with solvent cleaning compound.
2. Dry all parts with compressed air.
3. Inspect all parts for damage.
4. Replace damaged parts.

**END OF TASK**

## NOZZLE BODY ASSEMBLY



1. Install turbine (14) on nozzle body (4) with retaining ring (13) and three screws (12).
2. Install four set screws (11) on throat (3).

**WARNING**

**Adhesives, solvents, and sealing compounds can burn easily, can give off harmful vapors, and are harmful to skin and clothing. To avoid injury or death, keep away from open fire and use in well-ventilated area. If adhesive, solvent, or sealing compound gets on skin or clothing, wash immediately with soap and water.**

**NOTE**

Silicone sealant must be applied to mating surface of front plunger and extension blade.

3. Apply sealant on front plunger (10).

**NOTE**


Thread lock sealing compound is applied to threads of extension blade securing extension blade to throat.

4. Apply thread lock adhesive on threads of extension blade (2).
5. Install front plunger (10) on throat (3) with extension blade (2).
6. Coat preformed packing (9) with silicone lubricant, and install preformed packing (9) on front plunger (10).

**WARNING**

**Adhesives, solvents, and sealing compounds can burn easily, can give off harmful vapors, and are harmful to skin and clothing. To avoid injury or death, keep away from open fire and use in well-ventilated area. If adhesive, solvent, or sealing compound gets on skin or clothing, wash immediately with soap and water.**


7. Apply thread lock adhesive on threads of screw (6).
8. Install spacer (8) and baffle head (7) on throat (3) with screw (6).
9. Coat preformed packing (5) with silicone lubricant, and install preformed packing (5) on nozzle body (4).
10. Install throat (3) on nozzle body (4).



11. Install bearing plate (1) on extension blade (2).

**END OF TASK**

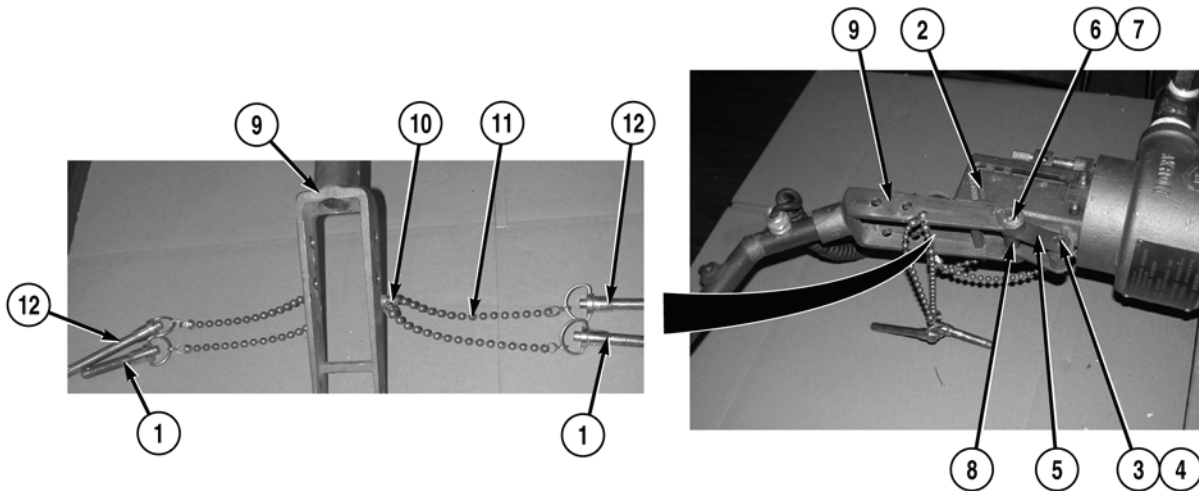
**HANDLE AND ROOF TURRET DISASSEMBLY**



**NOTE**

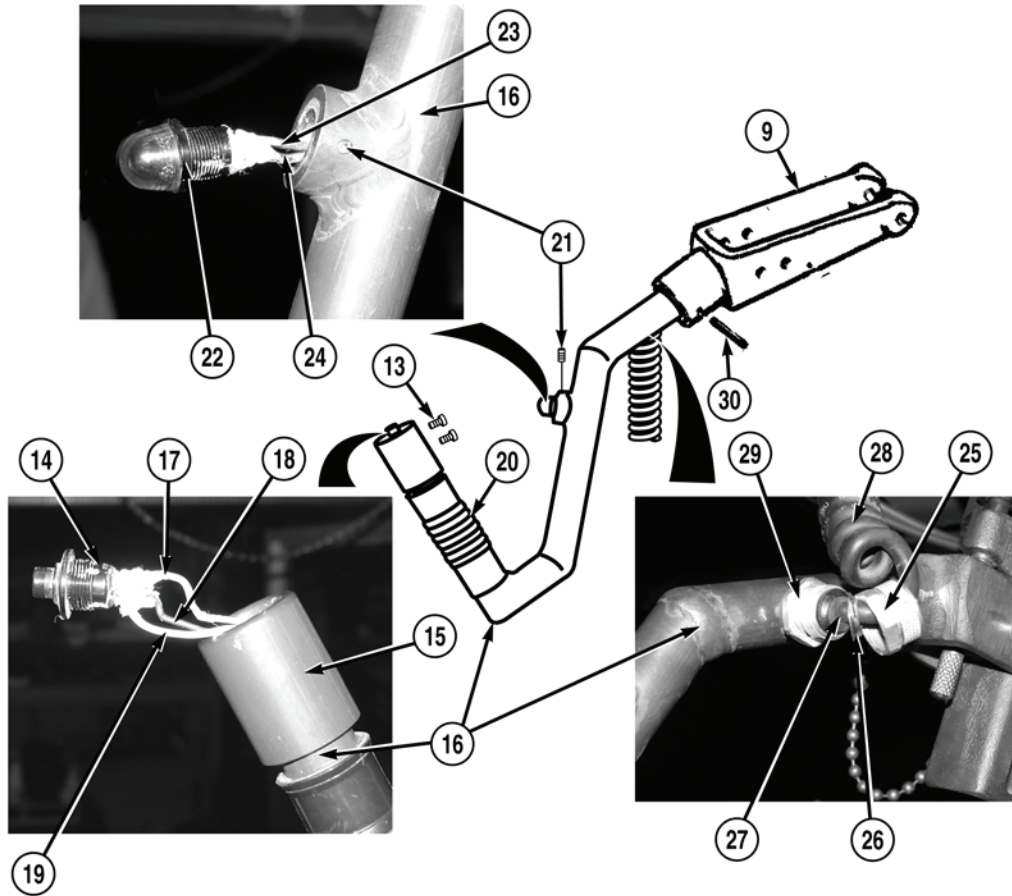
Two top security pins are shorter in length than security pins holding handle bracket on drive socket.

1. Remove two top security pins (1) from drive socket (2).



2. Remove two cotter pins (3), pin (4), and two links (5) from drive socket (2). Discard cotter pins.
3. Remove two cotter pins (6), pin (7), spacer (8), and two links (5) from handle yoke (9). Discard cotter pins.
4. Remove two screws (10), four chains (11), two top security pins (1), and lower security pins (12) from handle yoke (9).






### NOTE

Tag and mark wires prior to removal to ensure proper installation.


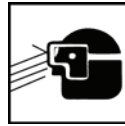
5. Loosen two set screws (13) and remove button (14) and cover (15) from handle (16), and cut three wires (17), (18), and (19) (TM 9-2320-325-14&P).
6. Remove grip (20) from handle (16).
7. Loosen set screw (21) and remove indicator (22) from handle (16), and cut two wires (23) and (24) (TM 9-2320-325-14&P).
8. Remove collar (25), washer (26), grommet (27), and power cable (28) from fitting (29) and handle (16).
9. Remove grommet (27), washer (26), and collar (25) from power cable (28).
10. Remove fitting (29) from handle (16).
11. Remove roll pin (30) and handle (16) from handle yoke (9).



### NOTE

Note position of siamese base, mounting plate, and roof pot prior to removal to ensure proper installation.

12. Remove six nuts (31), screws (32), pot flange (33), mounting plate (34), and roof pot (35) from siamese base (36).

**WARNING**

Springs, retaining rings, and snap rings are under extreme spring tension and can act as projectiles when being removed. Ensure all personnel wear protective goggles. Failure to comply could result in serious injury to personnel.

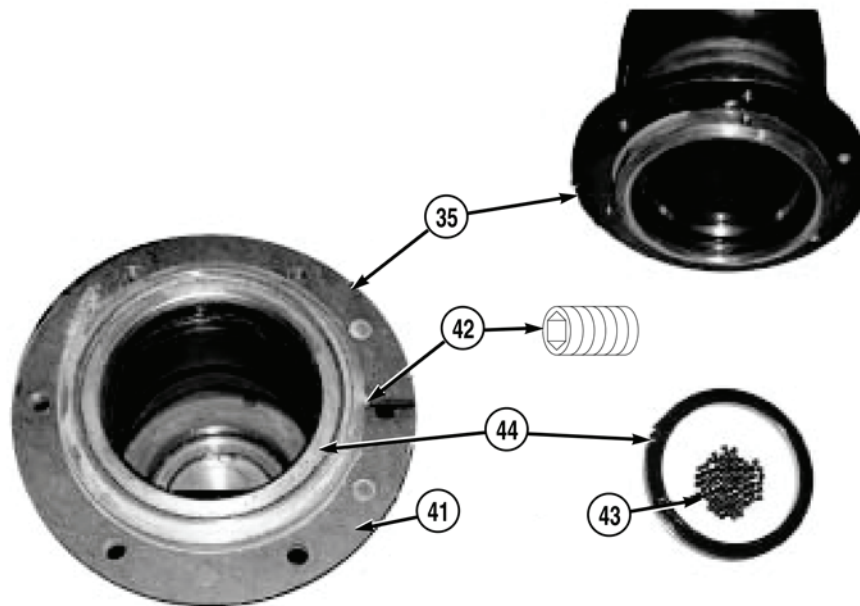
**CAUTION**

Fifty-seven ball bearings are positioned between drive socket and roof pot. Care must be taken when removing drive socket from roof pot not to lose ball bearings.

**NOTE**

Roof pot must be positioned with roof pot mounting flange setting on work bench.


13. Remove ring (37), drive socket (2), and 57 ball bearings (38) from roof pot (35).
14. Remove snap ring (39) and lock pin (40) from drive socket (2). Discard snap ring.



**⚠ CAUTION**

Seventy-nine ball bearings are positioned between bearing ring and roof pot. After removing set screw, all ball bearings are removed through hole by rotating bearing ring. Care must be taken when removing ball bearings not to lose ball bearings.

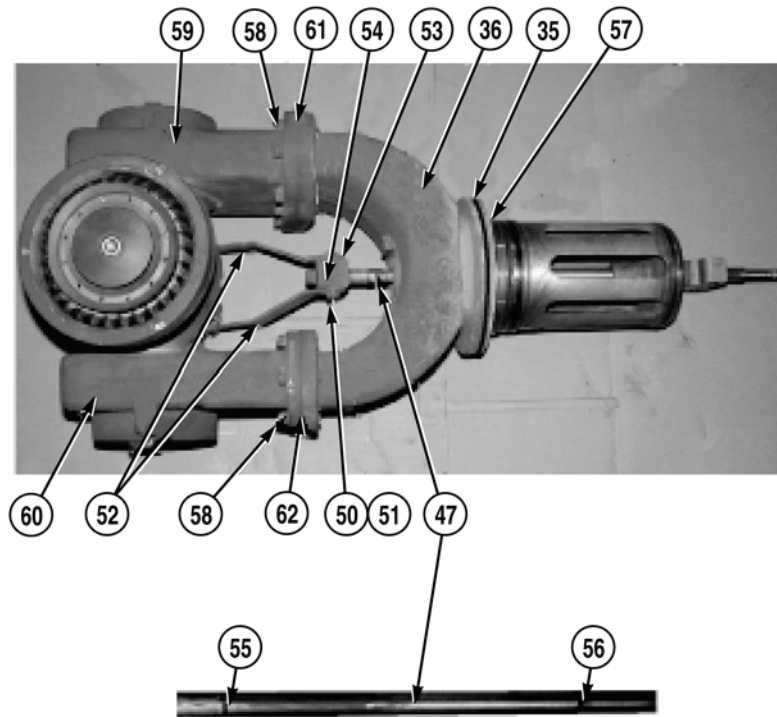
15. Remove gasket (41) from roof pot (35).
16. Remove set screw (42), 79 ball bearings (43), and bearing ring (44) from roof pot (35).



### NOTE

Note position of lower control block on control rod prior to replacement to ensure proper installation.

17. Remove nut (45) and lower control block (46) from control rod (47).
18. Remove two preformed packings (48) and (49) from siamese base (36). Discard preformed packings.




19. Remove two cotter pins (50), clevis pin (51), and two upper control links (52) from upper control block (53). Discard cotter pins.

### NOTE

Note number of exposed threads on control rod prior to removal to ensure proper installation.

20. Remove set screw (54) and upper control block (53) from control rod (47).
21. Remove control rod (47) from siamese base (36).
22. Remove two preformed packings (55) and (56) from control rod (47). Discard preformed packings.
23. Remove seal ring (57) from siamese base (36). Discard seal ring.
24. Remove 16 screws (58), two stanchions (59) and (60), and two preformed packings (61) and (62) from siamese base (36). Discard preformed packings.




**⚠ CAUTION**

Fifty-four ball bearings are positioned between each stanchion and nozzle body. After removing set screw, ball bearings are removed through hole by rotating stanchion on nozzle body. Care must be taken when removing ball bearings not to lose ball bearings.

**NOTE**

Both stanchions are removed from nozzle body the same way.

25. Remove set screw (63), 54 ball bearings (64), and stanchion (59) from nozzle body (65).
26. Remove two preformed packings (66) and (67) from nozzle body (65). Discard preformed packings.
27. Remove two cotter pins (68), clevis pin (69), and two upper control links (52) from nozzle body (65). Discard cotter pins.



28. Remove three cap plugs (70) from stanchion (59).

**END OF TASK**



## HANDLE AND ROOF TURRET CLEANING /INSPECTION


**WARNING**

Solvent cleaning compound MIL-PRF-680 Type II and III may be irritating to the eyes and skin. Use protective gloves and goggles. Use in well-ventilated areas. Use respirator as needed. Accidental ingestion can cause irritation of digestive tract and respiratory tract, may cause lung and central nervous system damage. Can be fatal if swallowed. Inhalation of high/massive concentrations can cause coma or be fatal. First aid for ingestion: do not induce vomiting. Seek immediate medical attention. First aid for skin contact: remove contaminated clothing. Wash skin thoroughly with soap and water. If symptoms persist, seek medical attention. First aid for eye contact: flush with water for 15 minutes or until irritation subsides. If symptoms persist, seek medical attention. First aid for inhalation: move to fresh air. If not breathing, provide artificial respiration. If symptoms persist, seek medical attention. Keep away from open flames and other sources of ignition. Failure to follow this warning may result in injury or death to personnel.

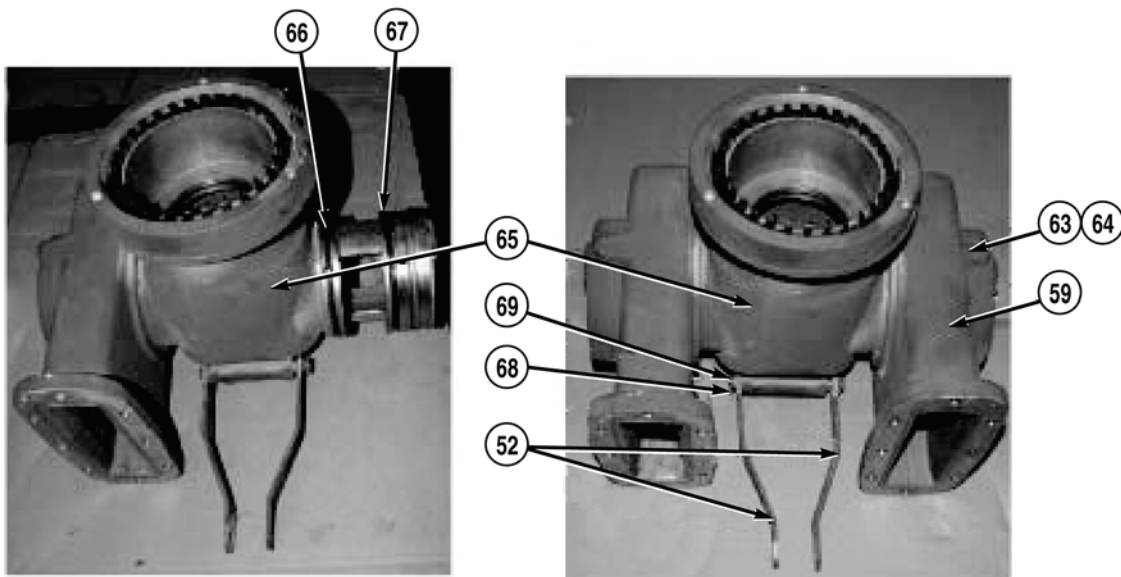
- The flashpoint for Type II solvent cleaning compound is 141 to 198°F (61 to 92°C) and Type III is 200 to 241°F (93 to 116°C).
  - Improper cleaning methods and use of unauthorized cleaning solvents may injure personnel and damage equipment.
  - Fire extinguishers should be placed nearby when using solvent cleaning compound. Failure to follow this warning may result in injury or death.
  - Cloths or rags saturated with solvent cleaning compound must be disposed of IAW authorized facilities' procedures. Failure to follow this warning may result in injury.
  - Eye shields must be worn when cleaning with a wire brush. Flying rust and metal particle may cause injury.
1. Clean all metallic parts with solvent cleaning compound.
  2. Dry all parts with compressed air.
  3. Inspect all parts for damage.
  4. Replace damaged parts.

**END OF TASK**

**HANDLE AND ROOF TURRET ASSEMBLY**



1. Install three cap plugs (70) on stanchion (59).



2. Install two upper control links (52) on nozzle body (65) with clevis pin (69) and two cotter pins (68).

**NOTE**

Both stanchions are installed the same way.

3. Apply silicone lubricant on two preformed packings (67) and (66) and install preformed packings (67) and (66) on nozzle body (65).
4. Position stanchion (59) on nozzle body (65).

**NOTE**

Rotating stanchion on nozzle body allows for easier installation of 54 ball bearings.

5. Lightly grease 54 ball bearings (64), and install 54 ball bearings (64) through hole in stanchion (59).

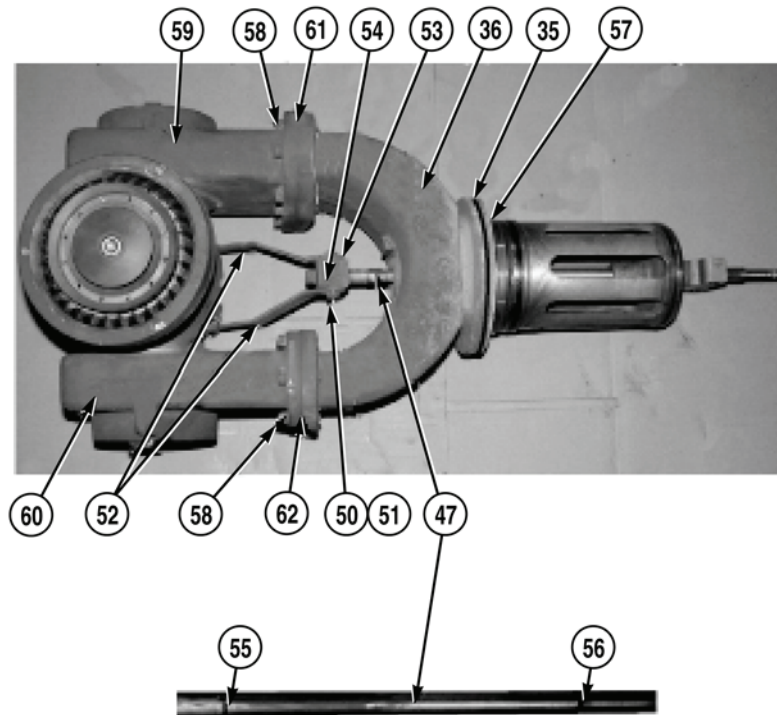
**WARNING**

**Adhesives, solvents, and sealing compounds can burn easily, can give off harmful vapors, and are harmful to skin and clothing. To avoid injury or death, keep away from open fire and use in well-ventilated area. If adhesive, solvent, or sealing compound gets on skin or clothing, wash immediately with soap and water.**

**NOTE**

Installing set screw too deep on stanchion will not allow nozzle body to rotate properly. Set screw must be installed so that nozzle body rotates freely.

6. Apply thread lock adhesive to set screw (63).
7. Install set screw (63) on stanchion (59).



**WARNING**



**Adhesives, solvents, and sealing compounds can burn easily, can give off harmful vapors, and are harmful to skin and clothing. To avoid injury or death, keep away from open fire and use in well-ventilated area. If adhesive, solvent, or sealing compound gets on skin or clothing, wash immediately with soap and water.**

8. Apply thread lock adhesive to 16 screws (58).
9. Apply silicone lubricant on two preformed packings (62) and (61), and install two preformed packings (62) and (61) and stanchions (60) and (59) on siamese base (36) with 16 screws (58).
10. Install seal ring (57) on siamese base (36).
11. Apply silicone lubricant on two preformed packings (56) and (55), and install two preformed packings (56) and (55) on control rod (47).
12. Install control rod (47) on siamese base (36).


**WARNING**

Adhesives, solvents, and sealing compounds can burn easily, can give off harmful vapors, and are harmful to skin and clothing. To avoid injury or death, keep away from open fire and use in well-ventilated area. If adhesive, solvent, or sealing compound gets on skin or clothing, wash immediately with soap and water.

**NOTE**

Install upper control block on control rod with same number of exposed threads as noted prior to removal.

13. Apply thread lock adhesive to set screw (54).
14. Install upper control block (53) on control rod (47) with set screw (54).
15. Install two upper control links (52) on upper control block (53) with clevis pin (51) and two cotter pins (50).

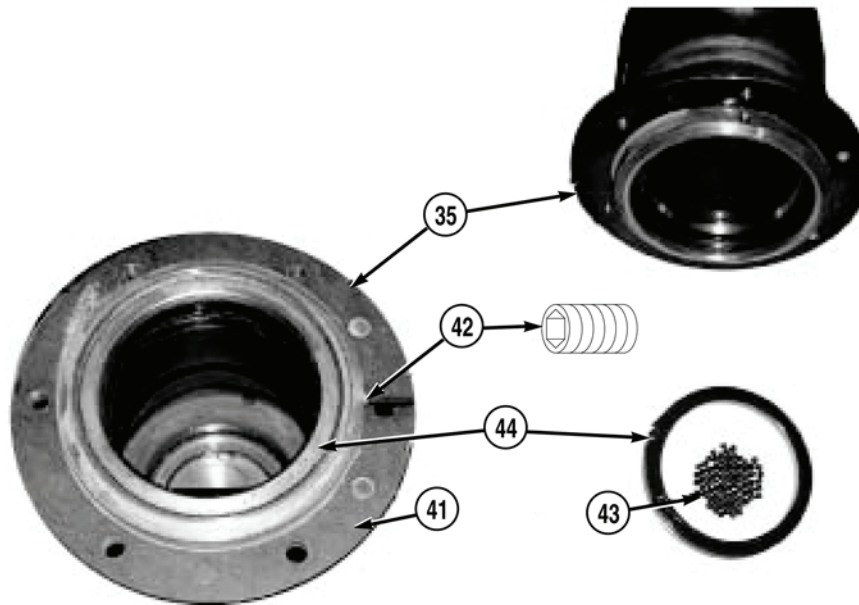


16. Apply silicone lubricant on two preformed packings (49) and (48) and install two preformed packings (49) and (48) on siamese base (36).

**WARNING**

Adhesives, solvents, and sealing compounds can burn easily, can give off harmful vapors, and are harmful to skin and clothing. To avoid injury or death, keep away from open fire and use in well-ventilated area. If adhesive, solvent, or sealing compound gets on skin or clothing, wash immediately with soap and water.

17. Apply thread lock adhesive to threads on control rod (47).
18. Install lower control block (46) on control rod (47) with nut (45).



19. Position bearing ring (44) in roof pot (35).

#### NOTE

Rotating bearing ring on roof pot allows for easier installation of 79 ball bearings.

20. Lightly grease 79 ball bearings (43) and install 79 ball bearings (43) through hole in roof pot (35).

#### WARNING


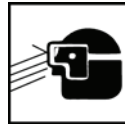


**Adhesives, solvents, and sealing compounds can burn easily, can give off harmful vapors, and are harmful to skin and clothing. To avoid injury or death, keep away from open fire and use in well-ventilated area. If adhesive, solvent, or sealing compound gets on skin or clothing, wash immediately with soap and water.**

#### NOTE

Installing set screw too deep on roof pot will not allow roof turret to rotate properly. Set screw must be installed so that roof turret rotates properly.

21. Apply thread lock adhesive to set screw (42).  
 22. Install set screw (42) on roof pot (35).  
 23. Place gasket (41) on roof pot (35).

**WARNING**


**Wear safety goggles and use care when installing snap rings and retaining rings. Snap rings and retaining rings are under spring tension and can act as projectiles when released and can cause severe injury.**

24. Install lock pin (40) on drive socket (2) with snap ring (39).

**NOTE**

Lightly greasing 57 ball bearings will allow ball bearings to remain in place on roof pot while positioning drive socket on roof pot.

25. Lightly grease 57 ball bearings (38) and position 57 ball bearings (38) on roof pot (35).  
 26. Install drive socket (2) on roof pot (35) with ring (37).



### **WARNING**



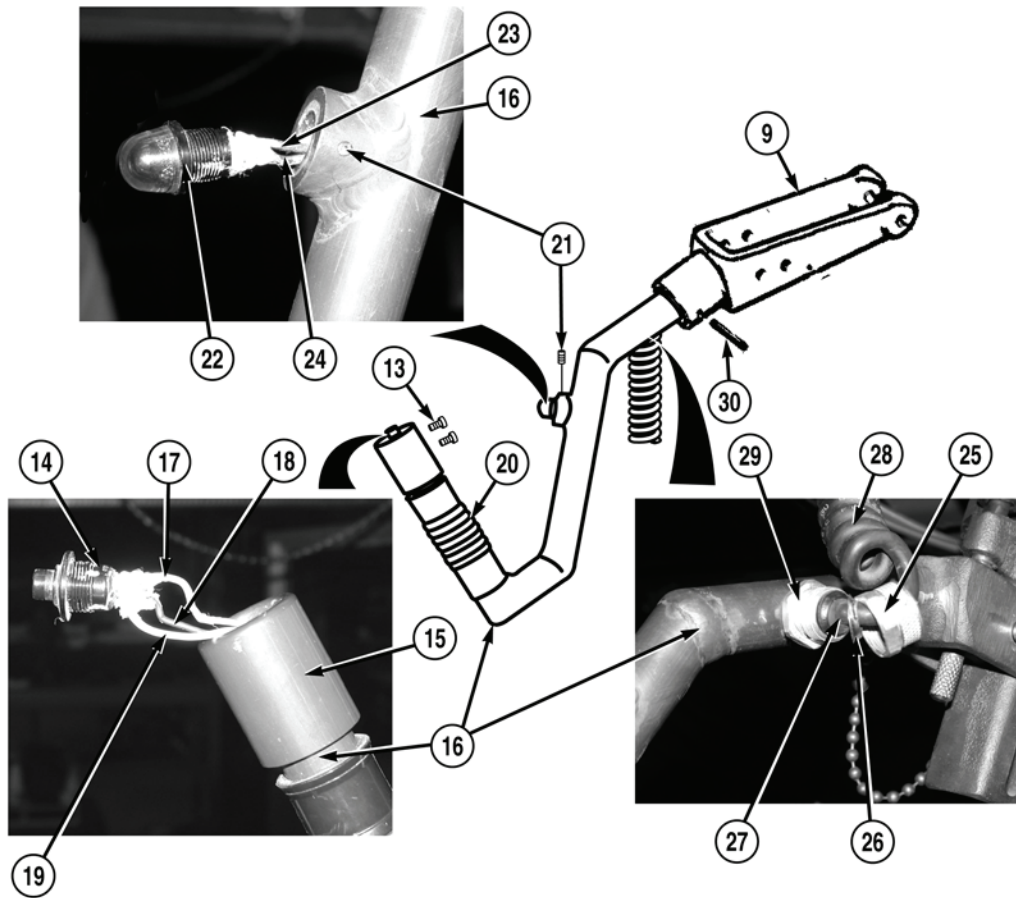
**Adhesives, solvents, and sealing compounds can burn easily, can give off harmful vapors, and are harmful to skin and clothing. To avoid injury or death, keep away from open fire and use in well-ventilated area. If adhesive, solvent, or sealing compound gets on skin or clothing, wash immediately with soap and water.**

### **NOTE**

Install siamese base, mounting plate, and roof pot as noted prior to removal.

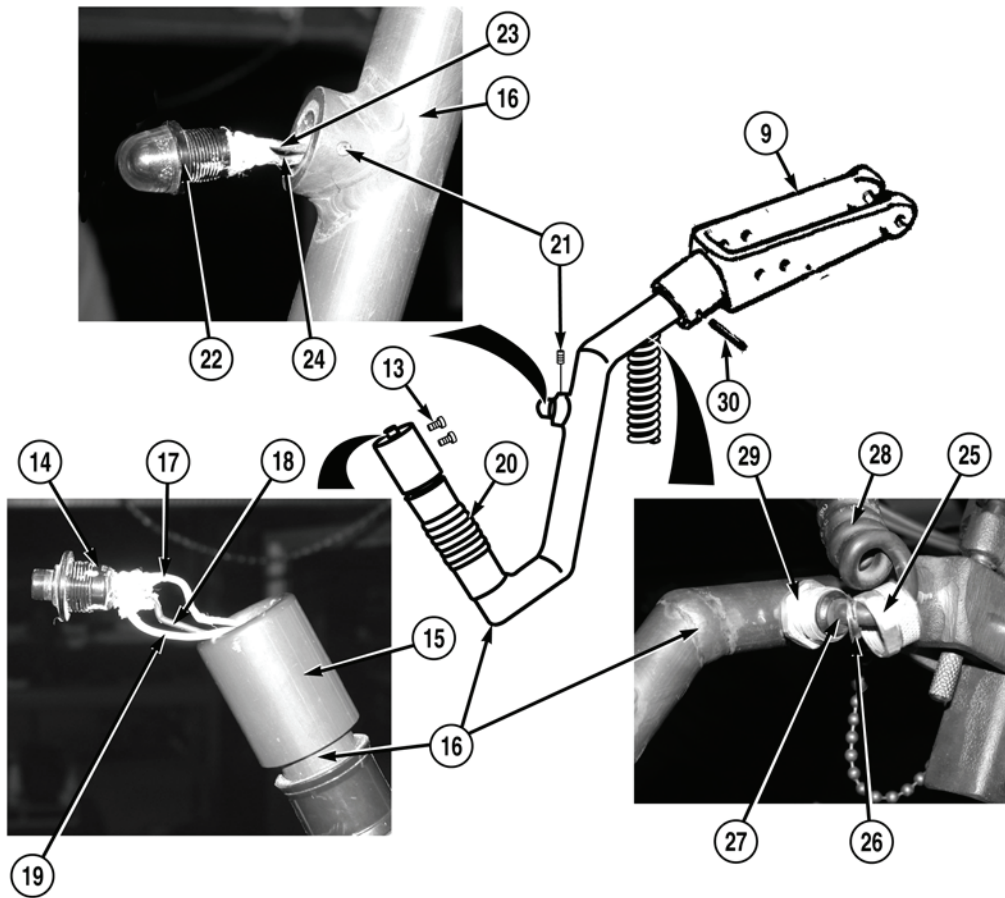
27. Apply thread lock adhesive to six screws (32).
28. Install pot flange (33), mounting plate (34), and roof pot (35) on siamese base (36) with six screws (32) and nuts (31).





29. Install handle (16) on handle yoke (9) with roll pin (30).

30. Install fitting (29) on handle (16).



- 31. Position collar (25), washer (26), and grommet (27) on power cable (28).
- 32. Install power cable (28) on handle (16) and fitting (29) and tighten collar (25).
- 33. Repair two wires (24) and (23) (TM 9-2320-325-14&P).

**WARNING**



**Adhesives, solvents, and sealing compounds can burn easily, can give off harmful vapors, and are harmful to skin and clothing. To avoid injury or death, keep away from open fire and use in well-ventilated area. If adhesive, solvent, or sealing compound gets on skin or clothing, wash immediately with soap and water.**

- 34. Apply thread lock adhesive on set screw (21).
- 35. Install indicator (22) on handle (16) and tighten set screw (21).
- 36. Install grip (20) on handle (16).
- 37. Position cover (15) on handle (16).

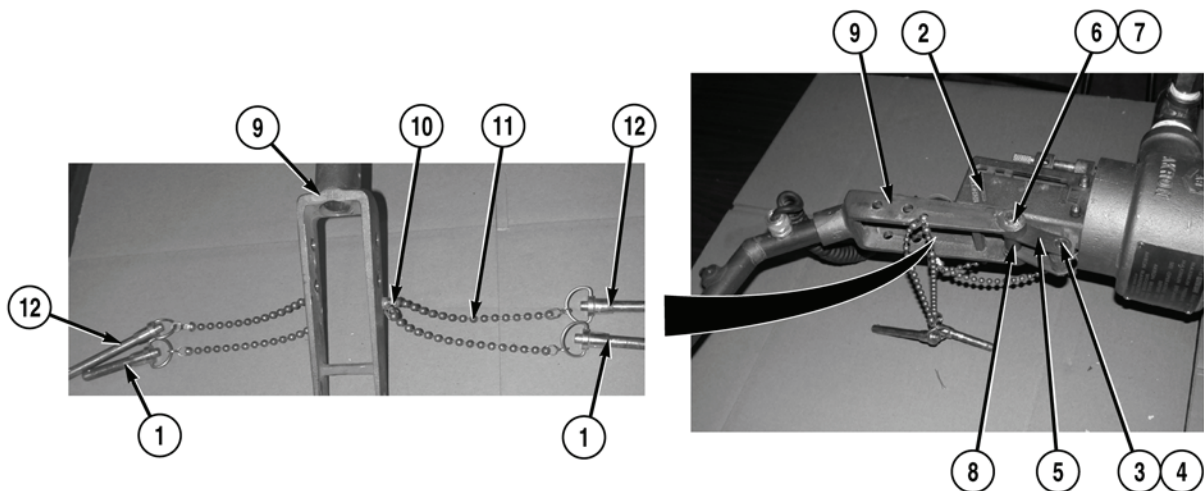
38. Repair three wires (19), (18), and (17) (TM 9-2320-325-14&P).

**WARNING**



**Adhesives, solvents, and sealing compounds can burn easily, can give off harmful vapors, and are harmful to skin and clothing. To avoid injury or death, keep away from open fire and use in well-ventilated area. If adhesive, solvent, or sealing compound gets on skin or clothing, wash immediately with soap and water.**

39. Apply thread lock adhesive to two set screws (13).
40. Install cover (15) and button (14) on handle (16) with two set screws (13).




**WARNING**



**Adhesives, solvents, and sealing compounds can burn easily, can give off harmful vapors, and are harmful to skin and clothing. To avoid injury or death, keep away from open fire and use in well-ventilated area. If adhesive, solvent, or sealing compound gets on skin or clothing, wash immediately with soap and water.**

41. Apply thread lock adhesive to two screws (10).
42. Install four chains (11), top security pins (1), and lower security pins (12) on handle yoke (9) with two screws (10).
43. Install two links (5) on handle yoke (9) with spacer (8), pin (7), and two cotter pins (6).
44. Install two links (5) on drive socket (2) with pin (4) and two cotter pins (3).

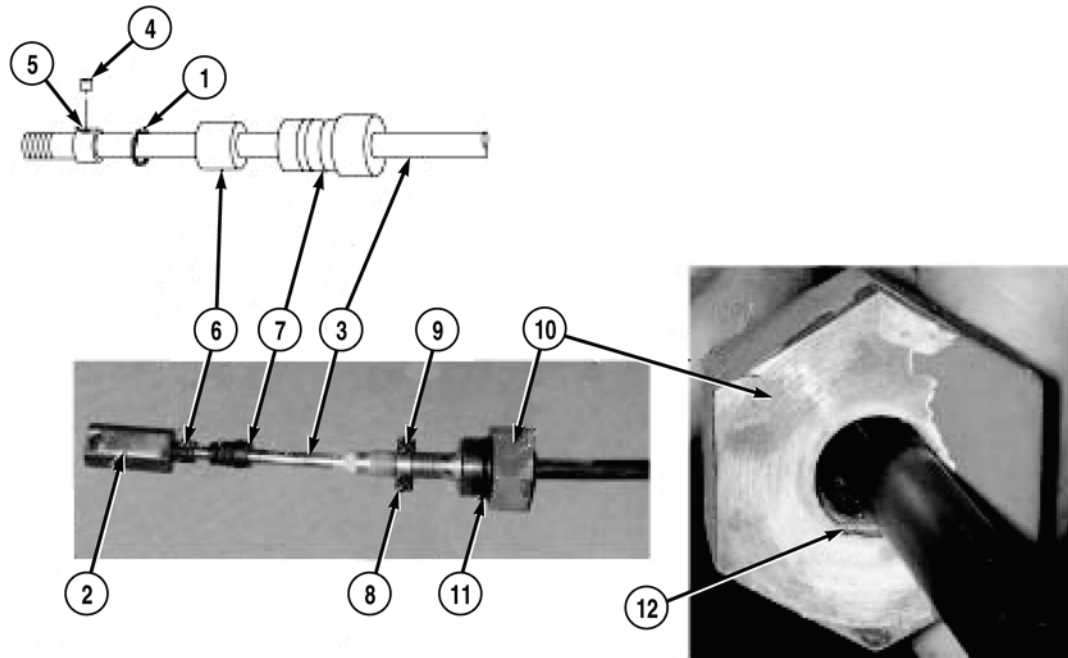
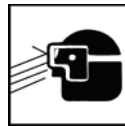
**NOTE**

Install two top security pins as noted prior to removal.

45. Install two top security pins (1) on drive socket (2).

**END OF TASK**

## NOZZLE PATTERN HANDLE AND CABLE DISASSEMBLY

**WARNING**

**Springs, retaining rings, and snap rings are under extreme spring tension and can act as projectiles when being removed. Ensure all personnel wear protective goggles. Failure to comply could result in serious injury to personnel.**

1. Remove snap ring (1) and control cable eye swivel (2) from control cable (3). Discard snap ring.

**NOTE**


Note position of collar on control cable prior to removal.

2. Remove set screw (4) and collar (5) from control cable (3).
3. Remove two rubber collars (6) and (7) from control cable (3).

**NOTE**

Note position of collar on control cable prior to removal to ensure proper installation.

4. Remove set screw (8) and collar (9) from control cable (3).
5. Remove nut (10) from cable (3).
6. Remove preformed packing (11) from nut (10). Discard preformed packing.
7. Remove preformed packing (12) from inside of nut (10). Discard preformed packing.

**NOTE**

Perform Step (8) if control cable has not been removed from bracket.

8. Loosen nut (13) and remove bracket (14) from control cable (3).

**NOTE**


Note position of collar on control cable prior to removal to ensure proper installation.

9. Remove set screw (15), collar (16), and control cable monitor nut (17) from control cable (3).
10. Remove two rubber collars (18) and (19) from control cable (3).

**NOTE**

Note position of nut prior to removal to ensure proper installation.

11. Remove nut (20), two washers (21) and (22), and nut (13) from control cable (3).



12. Remove screw (23) and chain (24) from lever bracket (25).
13. Remove two cotter pins (26) and pins (27), from lever bracket (25). Discard cotter pins.
14. Remove cotter pin (28), pin (29), and nozzle pattern lever (30) from lever bracket (25). Discard cotter pin.

#### NOTE

Note position of retaining pins on nozzle pattern lever and control cable connector prior to removal to ensure proper installation.

15. Remove two retaining pins (31) and control cable connector (32) from nozzle pattern lever (30).

**END OF TASK**

---

**NOZZLE PATTERN HANDLE AND CABLE CLEANING AND INSPECTION****WARNING**


Solvent cleaning compound MIL-PRF-680 Type II and III may be irritating to the eyes and skin. Use protective gloves and goggles. Use in well-ventilated areas. Use respirator as needed. Accidental ingestion can cause irritation of digestive tract and respiratory tract, may cause lung and central nervous system damage. Can be fatal if swallowed. Inhalation of high/massive concentrations can cause coma or be fatal. First aid for ingestion: do not induce vomiting. Seek immediate medical attention. First aid for skin contact: remove contaminated clothing. Wash skin thoroughly with soap and water. If symptoms persist, seek medical attention. First aid for eye contact: flush with water for 15 minutes or until irritation subsides. If symptoms persist, seek medical attention. First aid for inhalation: move to fresh air. If not breathing, provide artificial respiration. If symptoms persist, seek medical attention. Keep away from open flames and other sources of ignition. Failure to follow this warning may result in injury or death to personnel.

- The flashpoint for Type II solvent cleaning compound is 141 to 198°F (61 to 92°C) and Type III is 200 to 241°F (93 to 116°C).
- Improper cleaning methods and use of unauthorized cleaning solvents may injure personnel and damage equipment.
- Fire extinguishers should be placed nearby when using solvent cleaning compound. Failure to follow this warning may result in injury or death.
- Cloths or rags saturated with solvent cleaning compound must be disposed of IAW authorized facilities' procedures. Failure to follow this warning may result in injury.
- Eye shields must be worn when cleaning with a wire brush. Flying rust and metal particle may cause injury.

1. Clean all metallic parts with solvent cleaning compound.
2. Dry all parts, with compressed air.
3. Inspect all parts for damage.
4. Replace damaged parts.


**END OF TASK**



**NOZZLE PATTERN HANDLE AND CABLE ASSEMBLY****NOTE**

Install retaining pins on nozzle pattern lever and control cable connector as noted prior to removal.

1. Install control cable connector (32) on nozzle pattern lever (30) with two retaining pins (31).
2. Install nozzle pattern lever (30) on lever bracket (25) with pin (29) and cotter pin (28).
3. Install two pins (27) on lever bracket (25) with two cotter pins (26).
4. Install chain (24) on lever bracket (25) with screw (23).

**NOTE**

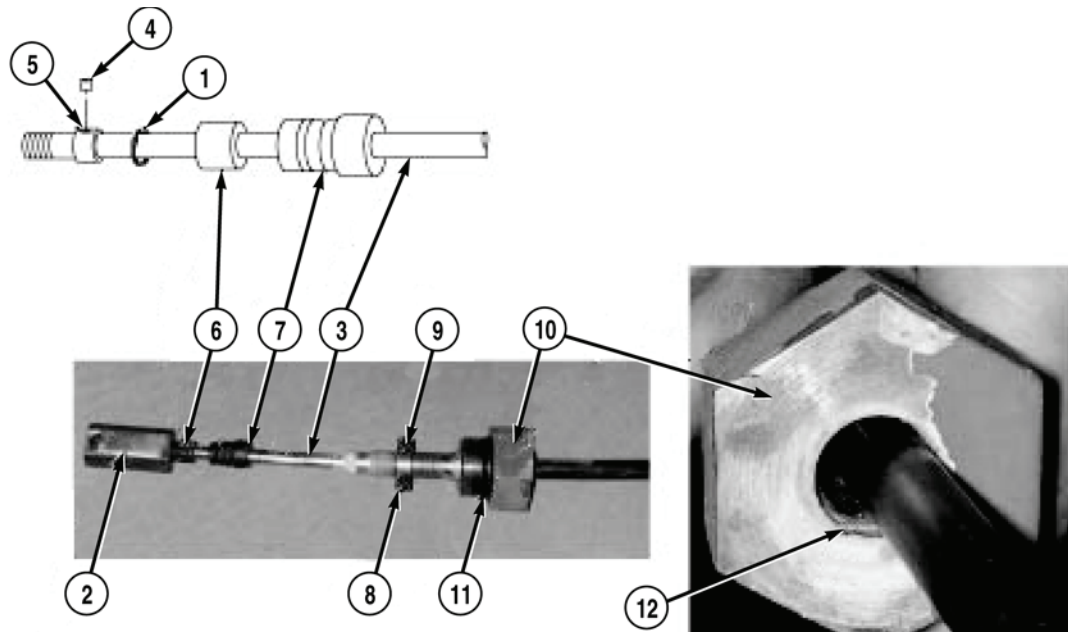
Install nut (20) as noted prior to removal.

5. Install nut (13), two washers (22) and (21), and nut (20) on control cable (3). Do not tighten nut (20).
6. Install two rubber collars (19) and (18) on cable (3).
7. Position control cable monitor nut (17) on cable (3).

**NOTE**

Install collar on control cable as noted prior to removal.

8. Install collar (16) on control cable (3) with set screw (15).
9. Install bracket (14) on control cable (3) and tighten nut (13).



10. Apply silicone lubricant on preformed packing (12) and install preformed packing (12) on nut (10).
11. Apply silicone lubricant on preformed packing (11) and install preformed packing (11) on nut (10).
12. Position nut (10) on control cable (3).

### NOTE

Install collar on control cable as noted prior to removal.

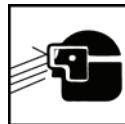
13. Install collar (9) on control cable (3) with set screw (8).
14. Install two rubber collars (6) and (7) on control cable (3).

### NOTE

Install collar on control cable as noted prior to removal.

15. Install collar (5) on control cable (3) with set screw (4).

### WARNING



**Wear safety goggles and use care when installing snap rings and retaining rings. Snap rings and retaining rings are under spring tension and can act as projectiles when released and can cause severe injury.**

16. Install cable eye swivel (2) on control cable (3) with snap ring (1).

**END OF TASK**

**FOLLOW-ON MAINTENANCE**

Install roof turret, automatic drain valve, and controls (WP 0579)

**END OF TASK**

**END OF WORK PACKAGE**

## FIELD LEVEL MAINTENANCE

## WINDSHIELD DELUGE SHUTOFF VALVE AND STRAINER ASSEMBLY REPLACEMENT

## INITIAL SETUP:

**Tools and Special Tools**

Tool Kit, General Mechanic's: Automotive  
(WP 0622, Item 27)

**References**

WP 0483  
WP 0615, Fig. 172


**Materials/Parts**

Compound, Sealing, Pipe Thread (WP 0625,  
Item 21)  
Tags, Identification (WP 0625, Item 51)  
Ties, Cable, Plastic (WP 0625, Item 58)  
Lockwasher (1)


**Equipment Conditions**

Water pump engine air cleaner assembly  
removed (WP 0220)  
Water system drained (WP 0041)  
Pump house panel Q removed (WP 0540)

## REMOVAL

**NOTE**

- Remove cable ties as required.
  - Tag and mark hoses prior to removal to ensure proper installation.
  - Moving pipe and hose allows for easier removal of window deluge shutoff valve.
1. Remove three couplings (1), (2), and (3) and pipe (4) from vehicle (WP 0483).
  2. Remove coupling (5) from hose (6) and pipe (7), and move hose (6) upwards (WP 0483).
  3. Disconnect connector (8).




4. Remove drain line (9) from elbow (10).
5. Remove hose (11) from fitting (12).
6. Loosen nut (13) and lockwasher (14), and remove bulkhead fitting (15) from bracket (16).

#### NOTE

Removal of windshield deluge shutoff valve and strainer assembly requires lifting retainer clip on side of windshield deluge motor and removing hose and adapter from windshield deluge motor.


7. Lift retainer clip (17) on windshield deluge motor (18) and remove hose (19), windshield deluge shutoff valve (20) and strainer (21) from vehicle.



8. Remove elbow (10) from fitting (22).
9. Remove fitting (22) from windshield deluge shutoff valve (20).
10. Remove hose (19) from fitting (22).
11. Remove bulkhead fitting (15) and nipple (23) from windshield deluge shutoff valve (20).
12. Remove fitting (12) from strainer (21).
13. Remove bulkhead fitting (15) and nipple (24) from strainer (21).
14. Remove cap (25), gasket (26), and screen (27) from strainer (21).
15. Remove plug (28) from cap (25).
16. Remove two nipples (23) and (24) from bulkhead fitting (15).
17. Remove nut (13) and lockwasher (14) from bulkhead fitting (15). Discard lockwasher.

**END OF TASK**

## INSTALLATION



1. Install lockwasher (14) and nut (13) on bulkhead fitting (15).

**WARNING**

Adhesives, solvents, and sealing compounds can burn easily, can give off harmful vapors, and are harmful to skin and clothing. To avoid injury or death, keep away from open fire and use in well-ventilated area. If adhesive, solvent, or sealing compound gets on skin or clothing, wash immediately with soap and water.

**CAUTION**

Use pipe thread sealing compound sparingly only on pipe threads. Do not apply compound to hose connections. Damage to equipment may result.

**NOTE**

Install cable ties as required.

2. Apply sealing compound to threads of plug (28), two nipples (23) and (24), two fittings (12) and (22) and elbow (10).
3. Install two nipples (24) and (23) on bulkhead fitting (15).
4. Install plug (28) on cap (25).



**⚠ CAUTION**


**Do not damage screen when positioning screen in cap and strainer. Failure to comply may result in damage to screen.**

5. Install screen (27), gasket (26), and cap (25) on strainer (21).
6. Install nipple (24) and bulkhead fitting (15) on strainer (21).
7. Install fitting (12) on strainer (21).
8. Install nipple (23) and bulkhead fitting (15) on windshield deluge shutoff valve (20).


**⚠ CAUTION**

**Fitting must be positioned on windshield deluge shutoff valve with port for attaching elbow in the down position. Failure to place fitting in down position will not allow assembly to drain properly and may cause damage to equipment.**

9. Install fitting (22) on windshield deluge shutoff valve (20).
10. Attach hose (19) on fitting (22).
11. Install elbow (10) on fitting (22).



12. Install hose (19) on windshield deluge motor (18) and secure retainer clip (17).
13. Install bulkhead fitting (15) on bracket (16) and tighten lockwasher (14) and nut (13).
14. Install hose (11) on fitting (12).
15. Install drain line (9) on elbow (10).



16. Correct connector (8).
17. Lower hose (6) and install coupling (5) on hose (6) and pipe (7) (WP 0483).
18. Install pipe (4) and three couplings (3), (2), and (1) on vehicle (WP 0483).

**END OF TASK**

**FOLLOW-ON MAINTENANCE**

1. Install pump house panel Q (WP 0540)
2. Install water pump engine air cleaner assembly (WP 0220)

**END OF TASK**

**END OF WORK PACKAGE**

---

**FIELD LEVEL MAINTENANCE**  
**HYDRAULIC GENERATOR CABLES REPLACEMENT**

---

**INITIAL SETUP:****Tools and Special Tools**

Tool Kit, General Mechanic's: Automotive  
(WP 0622, Item 27)

**Materials/Parts**

Tags, Identification (WP 0625, Item 51)  
Ties, Cable, Plastic (WP 0625, Item 58)  
Locknut (4)

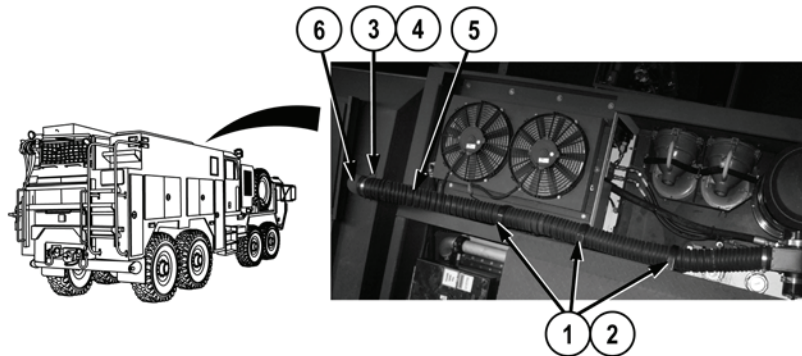
**References**

WP 0614, Fig. WP 8  
WP 0615, Fig. 175, 176, 177


---

**Equipment Conditions**

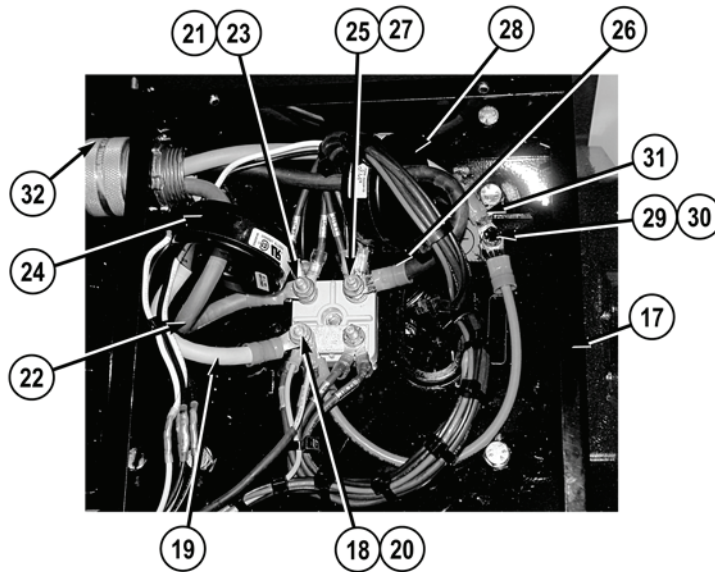
Water pump engine OFF (WP 0022)  
Engine OFF (TM 9-2320-347-10)  
Wheels chocked (TM 9-2320-347-10)  
Batteries disconnected (TM 9-2320-325-14&P)

**REMOVAL**

1. Remove three screws (1) and loop clamps (2) from vehicle.
2. Loosen screw (3) and remove hose clamp (4) and hose (5) from elbow (6).
3. Move hose (5) out of the way.



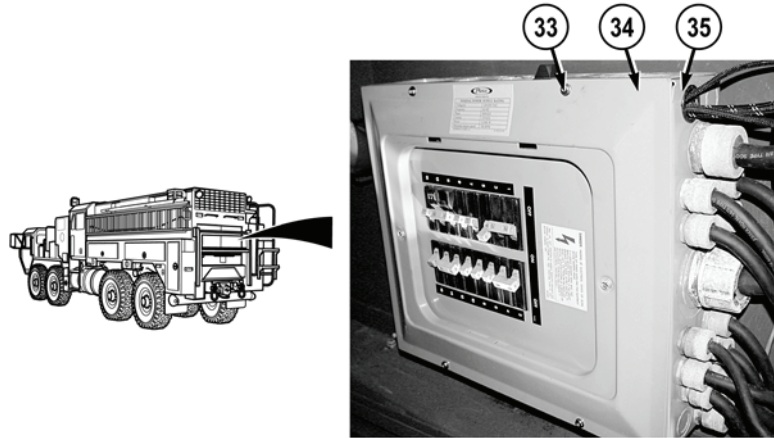
4. Remove four locknuts (7), eight washers (8), four screws (9), and air conditioning fan assembly (10) from hydraulic generator cover (11), and move air conditioning assembly (10) out of the way. Discard locknuts.
5. Remove ten screws (12), washers (13), and hydraulic generator cover (11) from hydraulic generator (14).
6. Remove four screws (15) and access cover (16) from electrical box (17).




**NOTE**

- Tag and mark wires prior to removal to ensure proper installation.
  - Remove cable ties and cushion clips as required.
7. Remove nut (18) and wire (19) from stud (20).
  8. Remove nut (21) and wire (22) from stud (23) and pull wire (22) through current transformer (24).

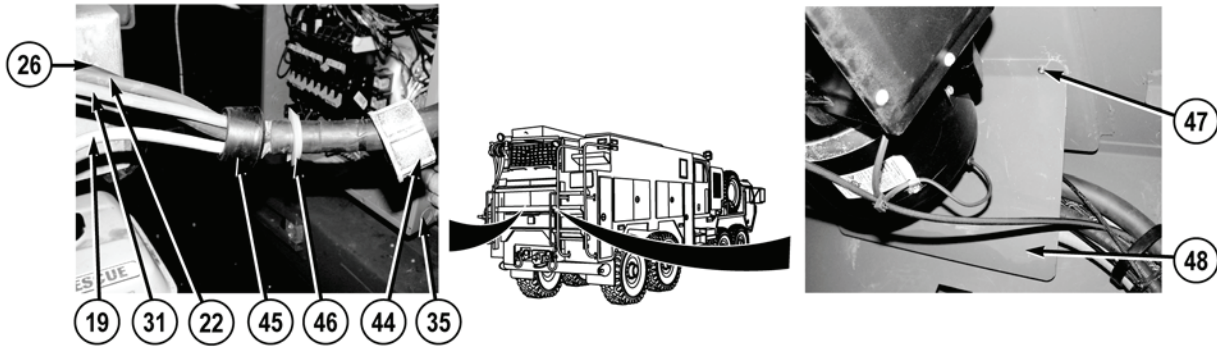
9. Remove nut (25) and wire (26) from stud (27) and pull wire (26) through current transformer (28).
10. Remove screw (29), washer (30), and wire (31) from electrical box (17).
11. Loosen screw (32) and remove four wires (19), (22), (26), and (31) from electrical box (17).



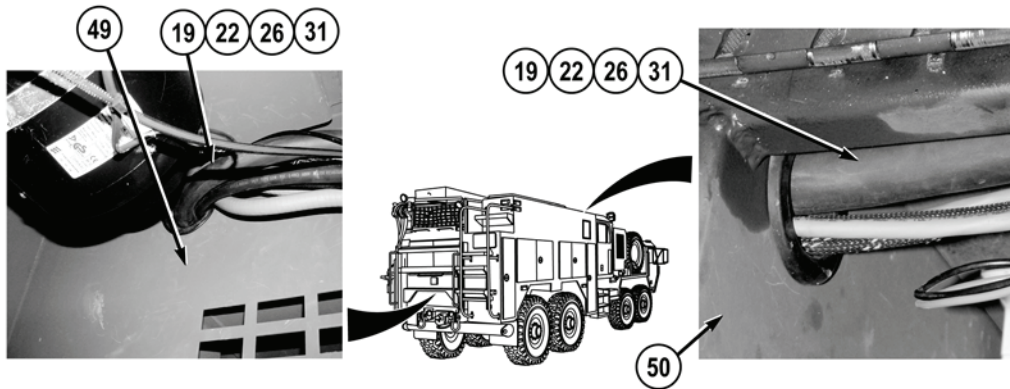
12. Remove four screws (33) and breaker box cover (34) from breaker box (35).



13. Loosen screw (36) and remove wire (22) from breaker (37).
14. Loosen screw (38) and remove wire (26) from breaker (39).
15. Loosen screw (40) and remove wire (31) from bus bar (41).
16. Loosen screw (42) and remove wire (19) from bus bar (43).



17. Remove collar (44) and four wires (19), (22), (26), and (31) from breaker box (35).
18. Remove stopper (45), grommet (46), and collar (44) from four wires (19), (22), (26), and (31).
19. Remove two screws (47) and cover (48) from vehicle.



**NOTE**

Note position of wires prior to removal to ensure proper installation.


20. Pull four wires (19), (22), (26), and (31) through two panels (49) and (50) and remove four wires (19), (22), (26), and (31) from vehicle.

**END OF TASK**

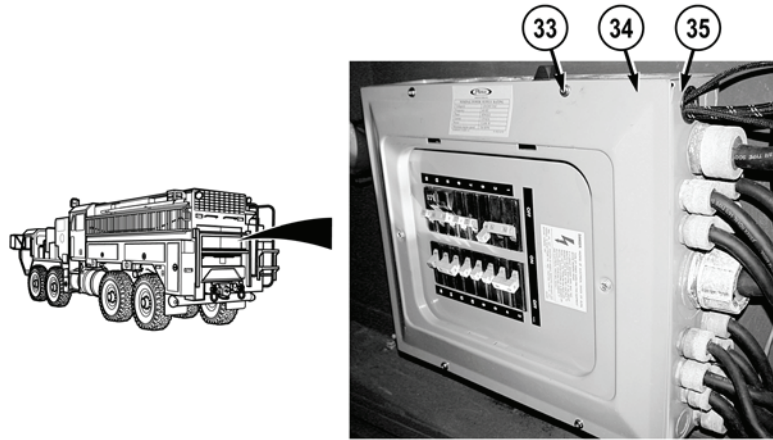
**INSTALLATION****NOTE**

Install wires in same position as noted prior to removal

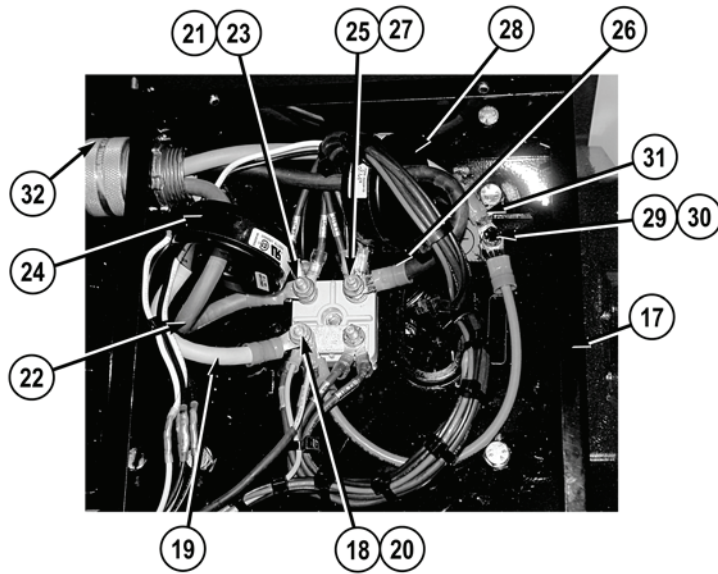
1. Feed four wires (31), (26), (22), and (19) through two panels (50) and (49) and position on vehicle.
2. Install cover (48) on vehicle with two screws (47).
3. Install grommet (46), stopper (45), and collar (44) on four wires (31), (26), (22), and (19).
4. Install four wires (31), (26), (22), (19), and collar (44) on breaker box (35).



5. Install wire (19) on bus bar (43) and tighten screw (42).
6. Install wire (31) on bus bar (41) and tighten screw (40).
7. Install wire (26) on breaker (39) and tighten screw (38).
8. Install wire (22) on breaker (37) and tighten screw (36).




9. Install breaker box cover (34) on breaker box (35) with four screws (33).

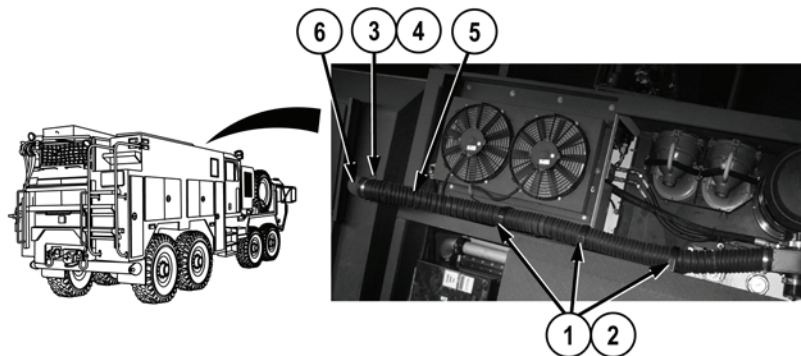


10. Install four wires (31), (26), (22), and (19) on electrical box (17) and tighten collar (32).
11. Install wire (31), washer (30), and screw (29) on electrical box (17).
12. Feed wire (26) through current transformer (28) and install wire (26) on stud (27) with nut (25).
13. Feed wire (22) through current transformer (24) and install wire (22) on stud (23) with nut (21).
14. Install wire (19) on stud (20) with nut (18).





15. Install access cover (16) on electrical box (17) with four screws (15).
16. Install hydraulic generator cover (11) on hydraulic generator (14) with ten washers (13) and screws (12).
17. Install air conditioning fan assembly (10) on hydraulic generator cover (11) with four screws (9), eight washers (8) and four locknuts (7).



18. Install hose (5), hose clamp (4) on elbow (6) and tighten screw (3).
19. Attach hose (5) on vehicle with three loop clamps (2) and screws (1).

**END OF TASK****FOLLOW-ON MAINTENANCE**

1. Connect batteries (TM 9-2320-325-14&P)
2. Remove wheel chocks (TM 9-2320-347-10)

**END OF TASK****END OF WORK PACKAGE**

---

**FIELD LEVEL MAINTENANCE**  
**HYDRAULIC GENERATOR COMPENSATOR REPLACEMENT**

---

**INITIAL SETUP:****Tools and Special Tools**

Drain Pan (WP 0622, Item 9)  
Tool Kit, General Mechanic's: Automotive  
(WP 0622, Item 27)

**Materials/Parts**

Oil, Lubricating (WP 0625, Item 38)  
Preformed Packing (3)


**References**

WP 0615, Fig. 179

**Equipment Conditions**

Hydraulic reservoir drained (WP 0588)  
Pump house panel G removed (WP 0540)


---

**REMOVAL****NOTE**

Position suitable container under vehicle to catch excess hydraulic oil.

1. Remove hose (1) from elbow (2).
2. Remove four screws (3), three preformed packings (4), and hydraulic generator compensator (5) from PTO pump (6). Discard preformed packings.
3. Remove elbow (2) from hydraulic generator compensator (5).

**END OF TASK**

**INSTALLATION**

1. Apply lubricating oil to three preformed packings and install elbow (2) and three preformed packings (4) on hydraulic generator compensator (5).
2. Install hydraulic generator compensator (5) on PTO pump (6) with four screws (3).
3. Install hose (1) on elbow (2).

**END OF TASK****FOLLOW-ON MAINTENANCE**

1. Fill hydraulic reservoir (WP 0588)
2. Adjust hydraulic generator compensator (WP 0192)
3. Install pump house panel G (WP 0540)

**END OF TASK****END OF WORK PACKAGE**

## FIELD LEVEL MAINTENANCE

## HYDRAULIC GENERATOR DIGITAL DISPLAY MODULE REPLACEMENT

## INITIAL SETUP:

**Tools and Special Tools**

Tool Kit, General Mechanic's: Automotive  
(WP 0622, Item 27)

**References**

WP 0615, Fig. 177


**Materials/Parts**

Tags, Identification (WP 0625, Item 51)  
Ties, Cable, Plastic (WP 0625, Item 58)

**Equipment Conditions**

Water pump engine OFF (WP 0022)  
Batteries disconnected (TM 9-2320-325-14&P)

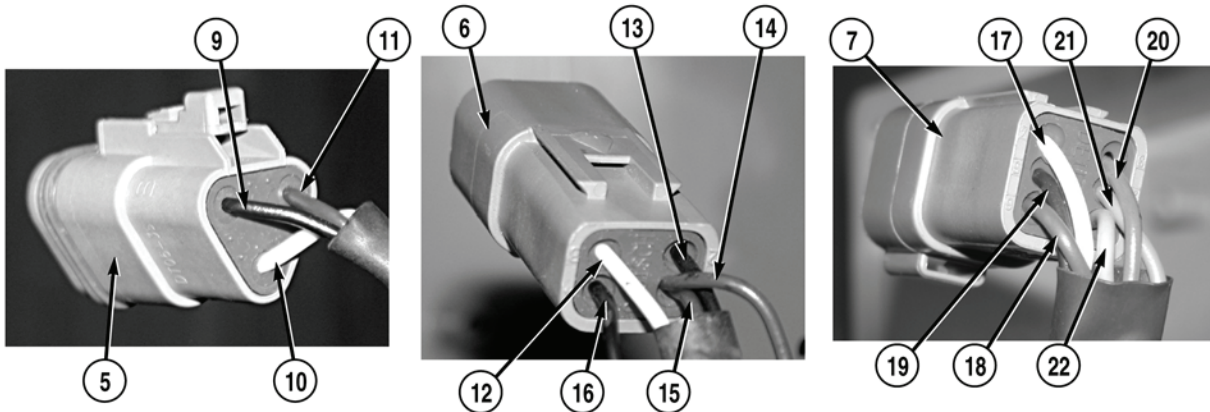
## REMOVAL




1. Remove two screws (1) and brackets (2) from digital display box (3) and panel (4).

**NOTE**


- Tag and mark connectors and wires prior to removal to ensure proper installation.
  - Remove cable ties as required.
2. Open panel (4), disconnect three connectors (5), (6), and (7) and remove grommet (8) from digital display box (3).



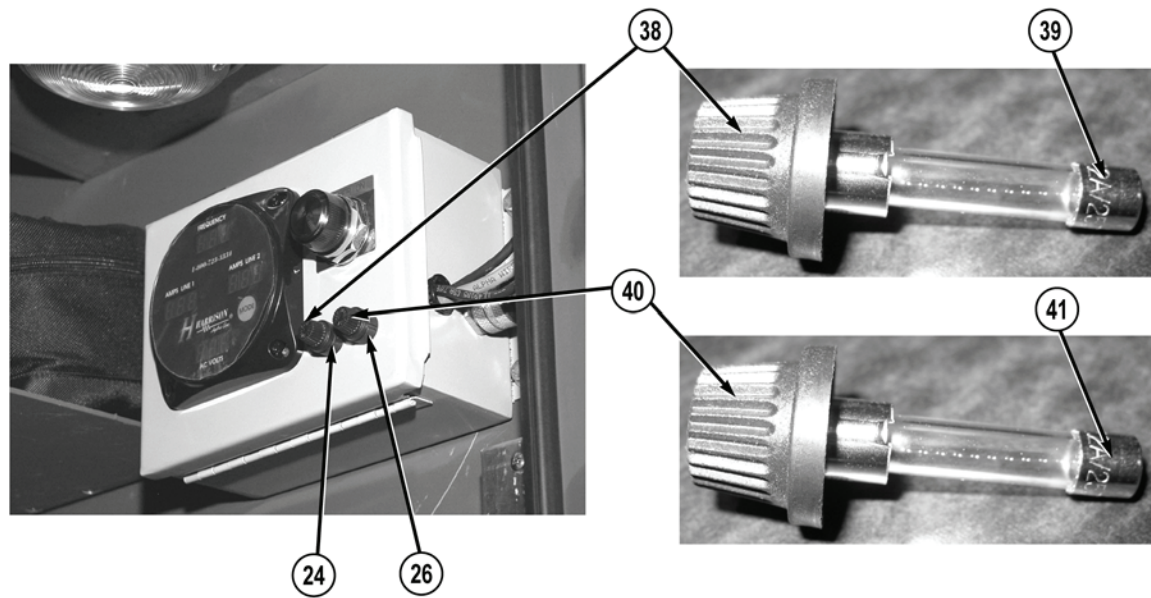
3. Remove wires (9), (10), and (11) from connector (5).
4. Remove wires (12), (13), (14), (15), and (16) from connector (6).
5. Remove wires (17), (18), (19), (20), (21), and (22) from connector (7).



6. Remove wire (23) from fuse holder (24).
7. Remove wire (25) from fuse holder (26).
8. Remove cables (27), (28), and (29) from digital display box (3).
9. Remove collar (30), cable (31), grommet (32), and stopper (33) from fitting (34).
10. Remove stopper (33), grommet (32), and collar (30) from cable (31).



11. Remove four screws (35), washers (36), and digital display box (3) from vehicle.
12. Remove nut (37) and fitting (34) from digital display box (3).



13. Remove cover (38) and fuse (39) from fuse holder (24).


14. Remove cover (40) and fuse (41) from fuse holder (26).

#### END OF TASK


#### INSTALLATION

1. Install fuse (41) in fuse holder (26) with cover (40).
2. Install fuse (39) in fuse holder (24) with cover (38).





3. Install fitting (34) on digital display box (3) with nut (37).
4. Install digital display box (3) on vehicle with four washers (36) and screws (35).

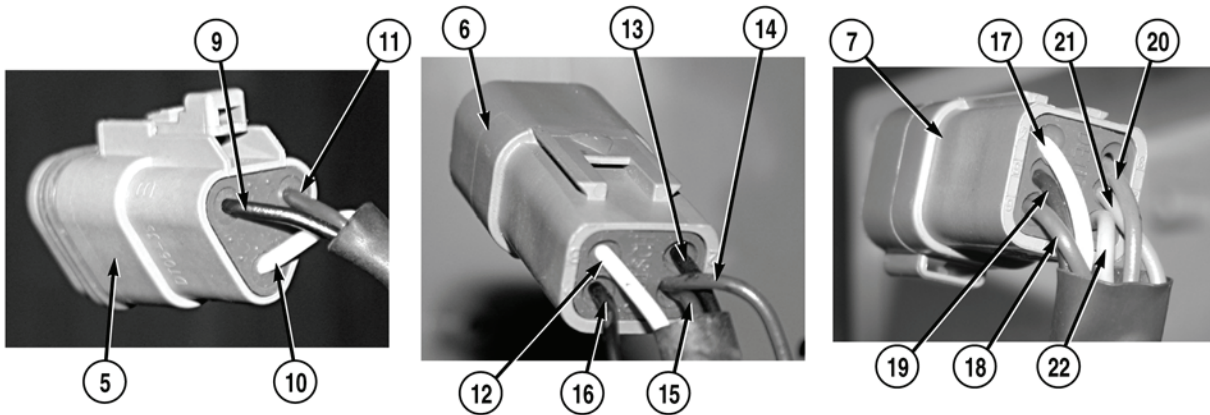


5. Install collar (30), grommet (32), and stopper (33) on cable (31).


**NOTE**

Install cable ties as required.

6. Install stopper (33), grommet (32), and cable (31) on fitting (34) with collar (30).
7. Install cables (27), (28), and (29) on digital display box (3).
8. Install wire (25) from fuse holder (26).
9. Install wire (23) from fuse holder (24).



- 10. Install wires (22), (21), (20), (19), (18), and (17) on connector (7).
- 11. Install wires (16), (15), (14), (13), and (12) on connector (6).
- 12. Install wires (11), (10), and (9) on connector (5).



- 13. Connect three connectors (7), (6), and (5), install grommet (8), and close panel (4).
- 14. Install two brackets (2) on panel (4) and digital display box (3) with two screws (1).

**END OF TASK**

**FOLLOW-ON MAINTENANCE**

Connect batteries (TM 9-2320-325-14&P)

**END OF TASK**

**END OF WORK PACKAGE**

---

**FIELD LEVEL MAINTENANCE**  
**HYDRAULIC GENERATOR HOSES REPLACEMENT**

---

**INITIAL SETUP:****Tools and Special Tools**

Tool Kit, General Mechanic's: Automotive  
(WP 0622, Item 27)

**References**

WP 0588  
WP 0615, Fig. 176

**Materials/Parts**

Tags, Identification (WP 0625, Item 51)  
Ties, Cable, Plastic (WP 0625, Item 58)

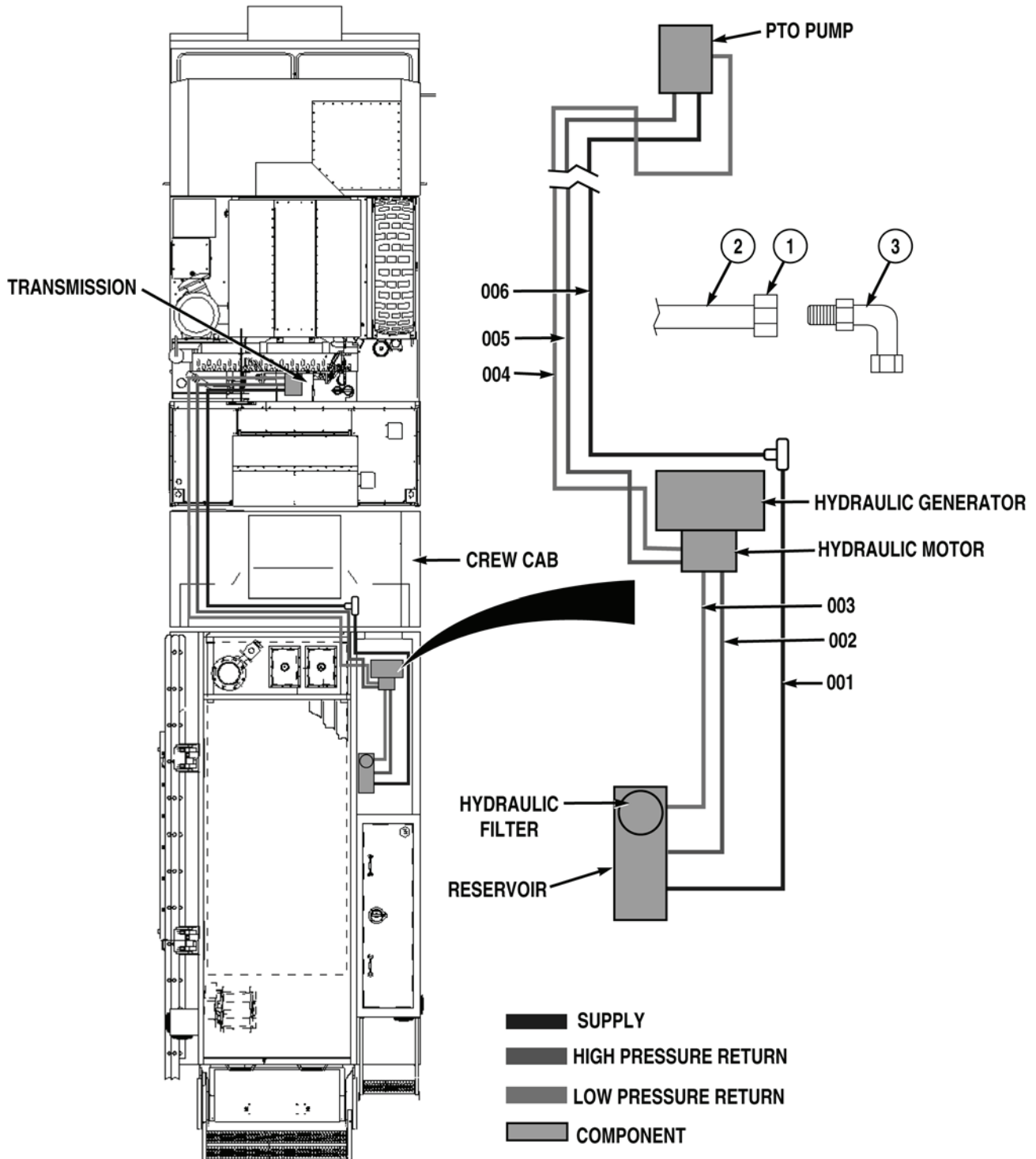
**Equipment Conditions**

Engine OFF (TM 9-2320-347-10)  
Hydraulic reservoir drained (WP 0588)

---

**TYPICAL HYDRAULIC COUPLING REMOVAL****NOTE**

- This procedure only shows location of hydraulic generator hoses. It will never be necessary to remove all hydraulic lines at once.
- Refer to Hydraulic Lines task of this work package for locations of specific hydraulic hoses.
- All hydraulic hoses are connected with fittings. Fitting from which hydraulic hose is being removed or installed may be an elbow, tee, or adapter on a valve or other hydraulic component or hydraulic hoses.
- All fittings are removed and installed the same way. Elbow is shown.
- Tag and mark position of all hydraulic hoses.
- Remove cushion clips and cable ties as necessary.



Loosen fitting (1) and remove hose (2) from elbow (3).

**END OF TASK**

**TYPICAL HYDRAULIC COUPLING INSTALLATION**

Connect hose (2) on elbow (3) with fitting (1).

**END OF TASK****HYDRAULIC LINES**

This section identifies hydraulic generator system hoses.

**Table 1. Hydraulic Generator System Hoses.**

| Item No. | From            | To               |
|----------|-----------------|------------------|
| 001      | Reservoir       | Tee              |
| 002      | Hydraulic Motor | Reservoir        |
| 003      | Hydraulic Motor | Hydraulic Filter |
| 004      | PTO Pump        | Hydraulic Motor  |
| 005      | PTO Pump        | Hydraulic Motor  |
| 006      | Tee             | PTO Pump         |

**END OF TASK****FOLLOW-ON MAINTENANCE**

1. Fill and check hydraulic reservoir fluid level (WP 0588)
2. Check hydraulic hoses for leaks (WP 0588)

**END OF TASK****END OF WORK PACKAGE**



## FIELD LEVEL MAINTENANCE

## HYDRAULIC GENERATOR OIL COOLER FAN REPLACEMENT

## INITIAL SETUP:

**Tools and Special Tools**

Tool Kit, General Mechanic's: Automotive  
(WP 0622, Item 27)

**Materials/Parts**

Lockwasher (4)

**References**

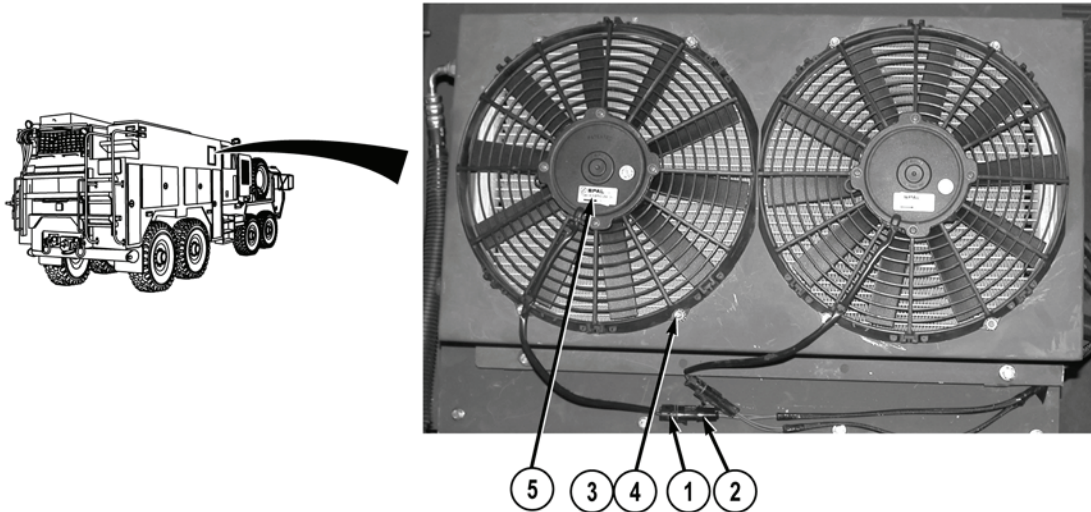
WP 0615, Fig. 8

**Equipment Conditions**

Wheels chocked (TM 9-2320-347-10)

Batteries disconnected (TM 9-2320-325-14&P)

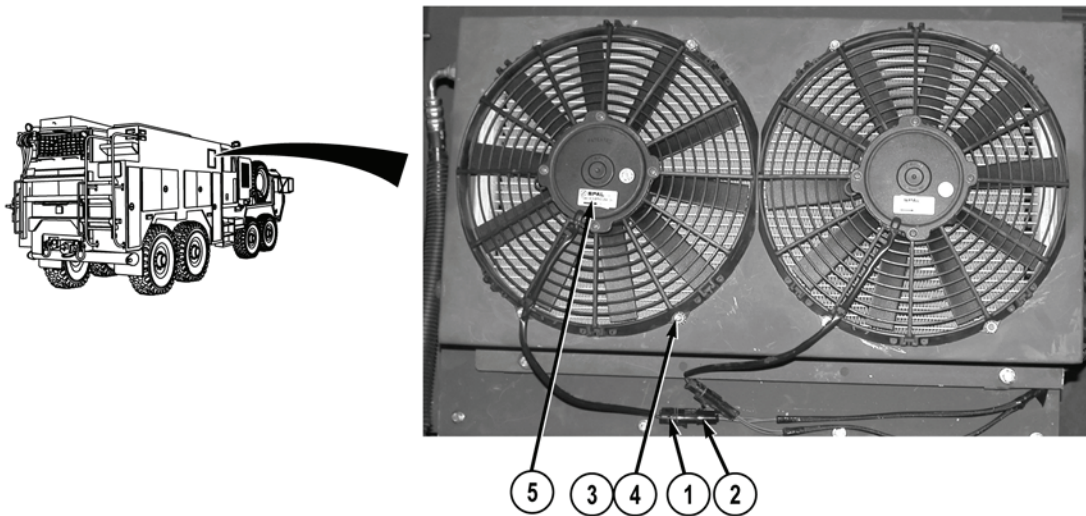
## REMOVAL

**NOTE**

Both hydraulic generator oil cooler fans are removed the same way. Front fan shown.

1. Disconnect fan connector (1) from crew cab wire harness connector (2).
2. Remove four nuts (3), lockwashers (4), and hydraulic generator oil cooler fan (5) from vehicle. Discard lockwashers.

**END OF TASK**

**INSTALLATION****NOTE**

Both hydraulic generator oil cooler fans are installed the same way. Front fan shown.

1. Install hydraulic generator oil cooler fan (5) on vehicle with four lockwashers (4) and nuts (3).
2. Connect crew cab wire harness connector (2) to fan connector (1).

**END OF TASK****FOLLOW-ON MAINTENANCE**

1. Connect batteries (TM 9-2320-325-14&P)
2. Remove wheel chocks (TM 9-2320-347-10)

**END OF TASK****END OF WORK PACKAGE**



---

**FIELD LEVEL MAINTENANCE**  
**HYDRAULIC GENERATOR OIL DRAIN/FILL**

---

**INITIAL SETUP:****Tools and Special Tools**

Drain Pan (WP 0622, Item 9)  
Tool Kit, General Mechanic's: Automotive  
(WP 0622, Item 27)

**Reference**

WP 0599  
WP 0615, Fig. 178

**Materials/Parts**

Oil, Hydraulic, Dexron III (WP 0625, Item 36)

**Equipment Conditions**

Water pump engine OFF (WP 0022)  
Batteries disconnected (TM 9-2320-325-14&P)

---

**DRAIN****WARNING**


- The TFFT hydraulic system operates at pressures up to 5075 psi (34,992 kPa). Allow several minutes to elapse after shutting off engine, to allow pressure to relieve itself before attempting to remove hoses or fittings. Failure to comply may result in serious injury or death to personnel.
- Hydraulic oil may be hot. Ensure hydraulic oil is cool prior to removal. Failure to comply may result in injury to personnel.

**CAUTION**

Ensure hydraulic oil is free from all foreign contaminants. Failure to comply may cause damage to equipment.

**NOTE**

Hydraulic reservoir holds a 7.75 gal. (29.33 l), be sure to use suitable drain pan.



1. Position drain pan under hydraulic hose (1).
2. Remove plug (2) from hydraulic hose (1) and drain hydraulic oil completely.
3. Install plug (2) on hydraulic hose (1).

#### END OF TASK

#### FILL

1. Remove breather cap (3) from hydraulic reservoir (4).

#### NOTE

Use clean funnel to transfer hydraulic oil into hydraulic reservoir.

2. Fill hydraulic reservoir (4) until hydraulic oil level reaches full mark on sight glass (5).
3. Install breather cap (3) on hydraulic reservoir (4).

#### END OF TASK

#### FOLLOW-ON MAINTENANCE

1. Connect batteries (TM 9-2320-325-14&P)
2. Bleed hydraulic system (WP 0599)

#### END OF TASK

#### END OF WORK PACKAGE

---

**FIELD LEVEL MAINTENANCE**  
**HYDRAULIC GENERATOR OIL FILTER REPLACEMENT**

---

**INITIAL SETUP:****Tools and Special Tools**

Drain Pan (WP 0622, Item 9)  
Tool Kit, General Mechanic's: Automotive  
(WP 0622, Item 27)

**References**

WP 0615, Fig. 178


**Equipment Conditions**

Hydraulic generator OFF (WP 0021)

**Materials/Parts**

Preformed Packing (1)


---

**REMOVAL****NOTE**

Note position of filter head prior to removal to ensure proper installation.

1. Remove four screws (1), filter head (2), and preformed packing (3) from filter housing (4). Discard preformed packing.
2. Remove filter (5) from filter housing (4).

**END OF TASK**

**INSTALLATION**

1. Install filter (5) on filter housing (4).
2. Install preformed packing (3) on filter head (2).

**NOTE**

Install filter head as noted prior to removal.

3. Install filter head (2) on filter housing (4) with four screws (1).

**END OF TASK****FOLLOW-ON MAINTENANCE**

Check hydraulic generator oil level (WP 0588)

**END OF TASK****END OF WORK PACKAGE**

## FIELD LEVEL MAINTENANCE

## HYDRAULIC GENERATOR OIL FILTER BASE REPLACEMENT

## INITIAL SETUP:

**Tools and Special Tools**

Tool Kit, General Mechanic's: Automotive  
(WP 0622, Item 27)

**References**

WP 0589  
WP 0615, Fig. 178

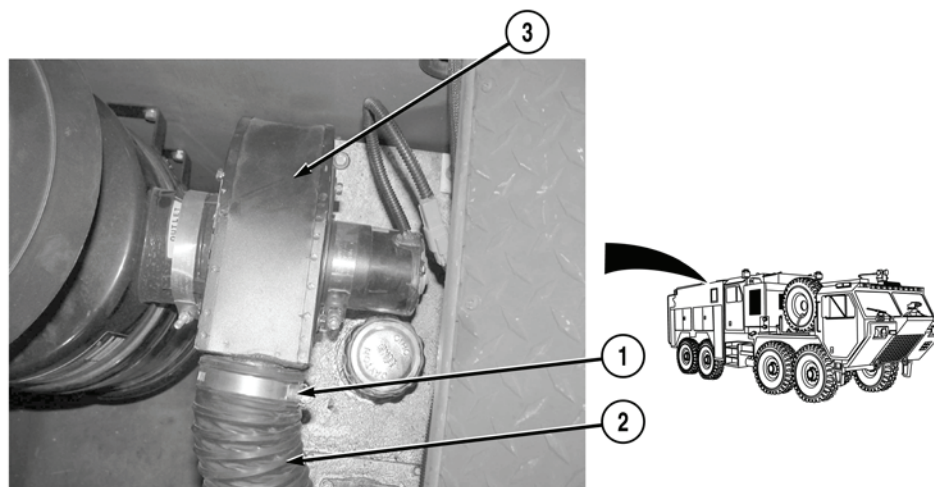
**Materials/Parts**

Lockwasher (4)  
Preformed Packing (1)  
Preformed Packing (1)  
Gasket (1)

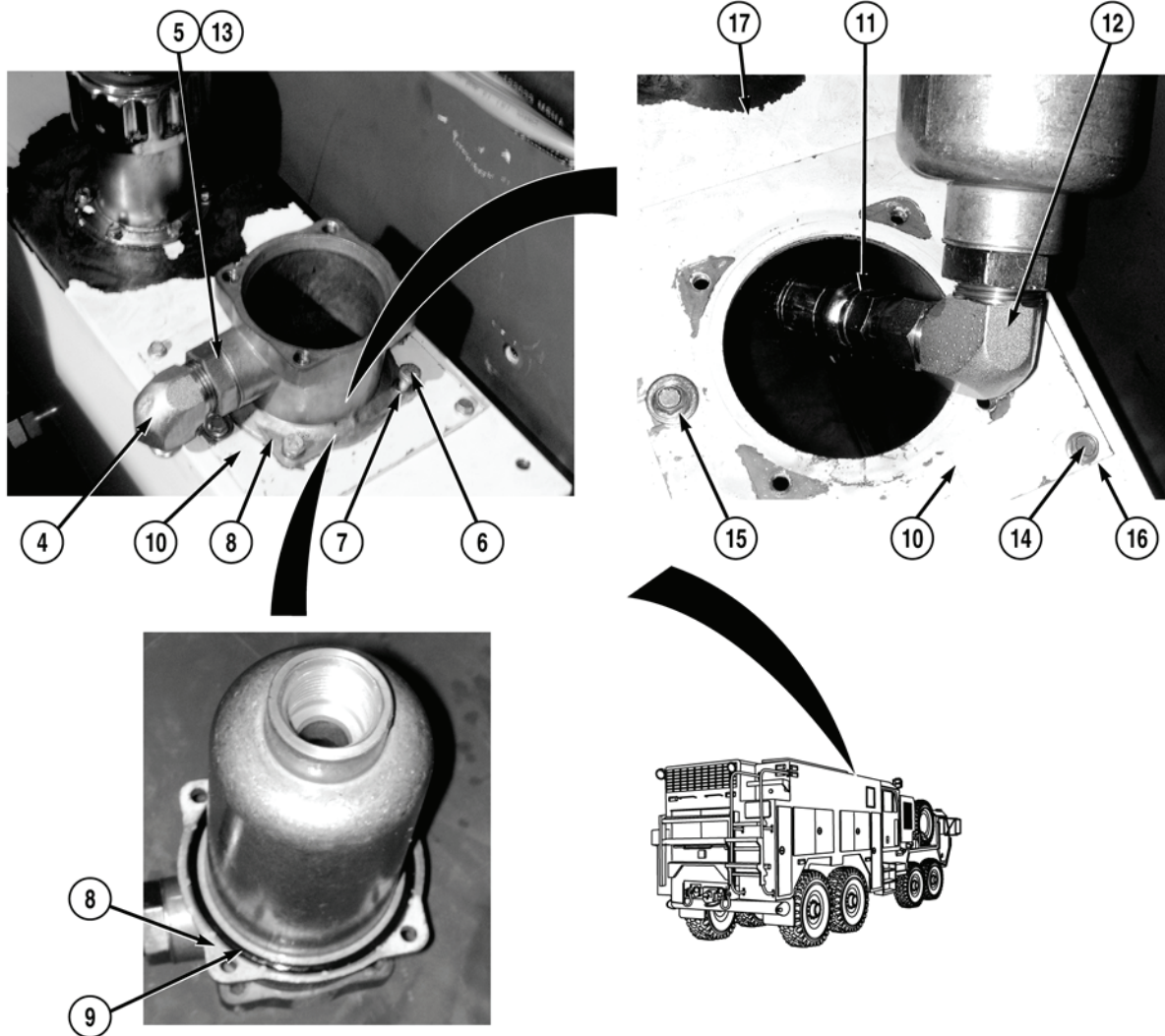
**Equipment Conditions**

Hydraulic generator oil filter removed (WP 0589)

## REMOVAL



1. Loosen clamp (1) and remove fresh air hose (2) from blower (3).



2. Remove elbow (4) from fitting (5).
3. Remove four screws (6), lockwashers (7), filter base (8), and preformed packing (9) from filter base plate (10). Discard lockwashers.
4. Remove hose (11) from elbow (12).

**NOTE**

Note position of elbow prior to removal to ensure proper installation.

5. Remove elbow (12) from filter base (8).
6. Remove fitting (5) and preformed packing (13) from filter base (8). Discard preformed packing.
7. Remove six screws (14), two washers (15), gasket (16), and filter base plate (10) from hydraulic reservoir (17). Discard gasket.

**END OF TASK**

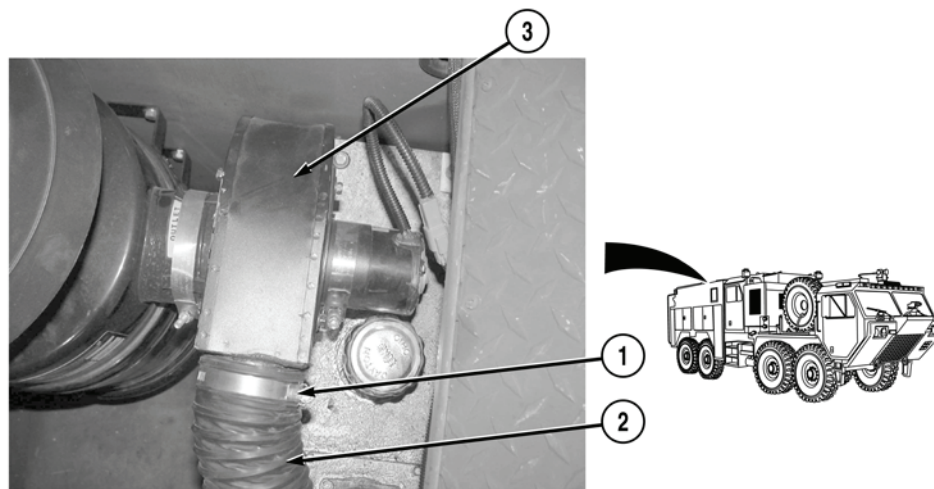
**INSTALLATION**

1. Install filter base plate (10) and gasket (16) on hydraulic reservoir (17) with two washers (15) and six screws (14).
2. Install preformed packing (13) and fitting (5) on filter base (8).

**NOTE**

Install elbow as noted prior to removal.

3. Install elbow (12) on filter base (8).
4. Install hose (11) on elbow (12).
5. Install filter base (8) and preformed packing (9) on filter base plate (10) with four lockwashers (7) and screws (6).
6. Install elbow (4) on fitting (5).



7. Install fresh air hose (2) on blower (3) with clamp (1).

**END OF TASK****FOLLOW-ON MAINTENANCE**

Install hydraulic generator oil filter (WP 0589)

**END OF TASK****END OF WORK PACKAGE**





---

**FIELD LEVEL MAINTENANCE**  
**HYDRAULIC GENERATOR MOTOR REPLACEMENT**

---

**INITIAL SETUP:****Tools and Special Tools**

Drain Pan (WP 0622, Item 9)  
Tool Kit, General Mechanic's: Automotive  
(WP 0622, Item 27)

**Materials/Parts**

Compound, Anti-seize (WP 0625, Item 15)  
Grease, Spline Lubricant (WP 0625, Item 25)  
Oil, Lubricating (WP 0625, Item 37)  
Tags, Identification (WP 0625, Item 51)  
Locknut (4)  
Lockwasher (10)  
Lockwasher (4)  
Preformed Packing (2)  
Preformed Packing (1)

**Materials/Parts (continued)**

Preformed Packing (2)  
Preformed Packing (1)

**Personnel Required**

MOS 63B Wheeled vehicle mechanic (3)

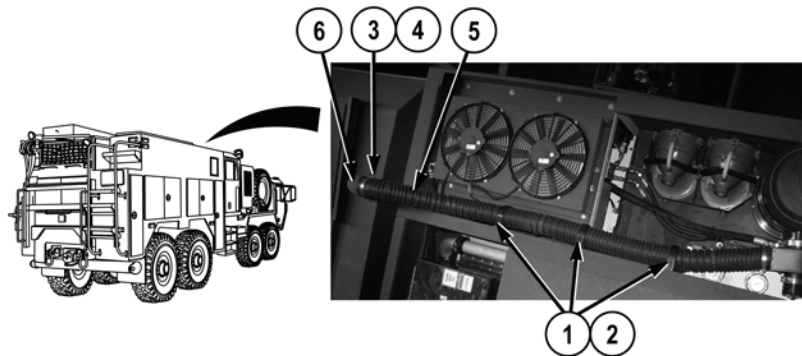
**References**

WP 0614, Fig. 8  
WP 0615, Fig. 177, 179


**Equipment Conditions**

Hydraulic reservoir drained (WP 0588)


---

**REMOVAL**

1. Remove three screws (1) and loop clamps (2) from vehicle.
2. Loosen screw (3) and remove hose clamp (4) and hose (5) from elbow (6).
3. Move hose (5) out of the way.

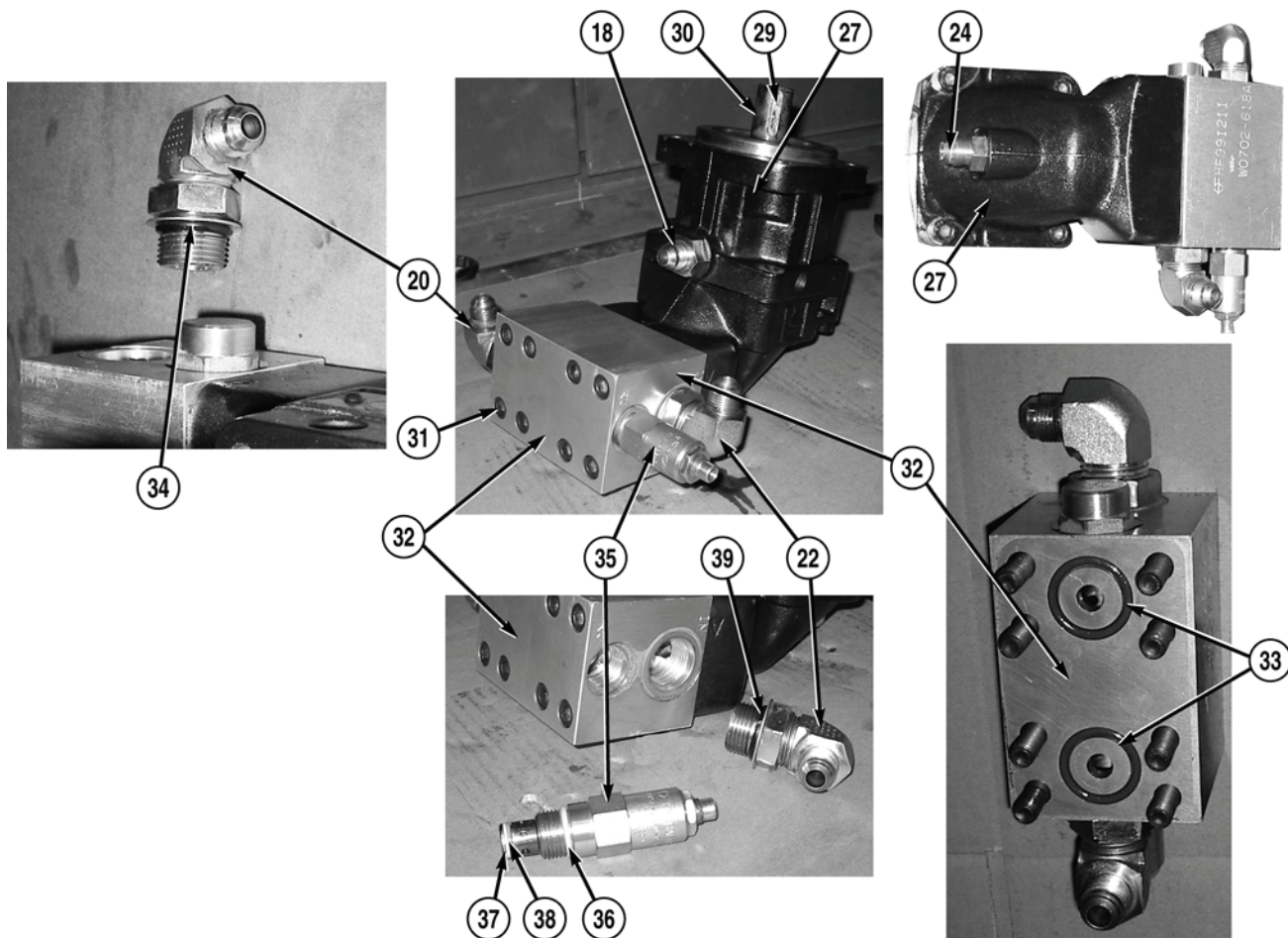


4. Disconnect two connectors (7).
5. Remove four locknuts (8), eight washers (9), four screws (10), and air conditioning fan assembly (11) from hydraulic generator (16), and move air conditioning assembly (11) out of the way. Discard locknuts.
6. Remove ten screws (13), lockwashers (14), washers (15), and hydraulic generator cover (12) from hydraulic generator (16). Discard lockwashers.



### NOTE

- Position suitable container under hoses and fittings to catch excess oil.
  - Tag and mark hoses prior to removal to ensure proper installation.
7. Remove elbow (17) from fitting (18).
  8. Remove hose (19) from elbow (20).
  9. Remove hose (21) from elbow (22).
  10. Remove hose (23) from fitting (24).
  11. Remove four screws (25), lockwashers (26), and hydraulic motor (27) from motor mount (28). Discard lockwashers.




12. Remove two fittings (18) and (24) from hydraulic motor (27).
13. Remove key (29) from shaft (30).
14. Remove eight screws (31), manifold assembly (32), and two preformed packings (33) from hydraulic motor (27). Discard preformed packings.
15. Remove elbow (20) and preformed packing (34) from manifold assembly (32). Discard preformed packing.
16. Remove valve (35), two preformed packings (36) and (37), and backup ring (38) from manifold assembly (32). Discard preformed packings.
17. Remove elbow (22) and preformed packing (39) from manifold assembly (32). Discard preformed packing.

#### END OF TASK

#### INSTALLATION

1. Install preformed packing (39) and elbow (22) on manifold assembly (32).
2. Install backup ring (38), two preformed packings (37) and (36), and valve (35) on manifold assembly (32).


3. Install preformed packing (34) and elbow (20) on manifold assembly (32).
4. Install two preformed packings (33) and manifold assembly (32) on hydraulic motor (27) with eight screws (31).
5. Install key (29) on shaft (30).
6. Install two fittings (24) and (18) on hydraulic motor (27).




**⚠ CAUTION**

**Shaft, shaft hole, and inside flange on pump and generator must be lubricated prior to assembly. Failure to comply may cause damage to equipment.**

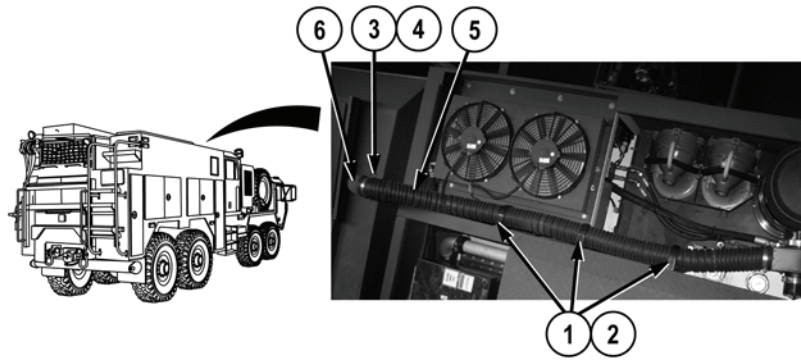
7. Apply anti-seize on inside flange of hydraulic motor (27) and motor mount (28).
8. Apply grease into and around shaft hole on motor mount (28) and shaft (30).



9. Install hydraulic motor (27) on motor mount (28) with four lockwashers (26) and screws (25).
10. Install hose (23) on fitting (24).
11. Install hose (21) on elbow (22).
12. Install hose (19) on elbow (20).
13. Install elbow (17) on fitting (18).



14. Install hydraulic generator cover (12) on hydraulic generator (16) with ten washers (15), lockwashers (14), and screws (13).
15. Install air conditioning fan assembly (11) on hydraulic generator (16) with four screws (10), eight washers (9), and four locknuts (8).
16. Connect two connectors (7).



17. Install hose (5), hose clamp (4) on elbow (6) by tightening screw (3).

18. Attach hose (5) to vehicle with three loop clamps (2) and screws (1).

**END OF TASK**

**FOLLOW-ON MAINTENANCE**

Fill hydraulic reservoir (WP 0588)

**END OF TASK**

**END OF WORK PACKAGE**



---

**FIELD LEVEL MAINTENANCE**  
**HYDRAULIC GENERATOR REPLACEMENT**

---

**INITIAL SETUP:****Tools and Special Tools**

Cap Set, Protective (WP 0622, Item 3)  
Tool Kit, General Mechanic's: Automotive  
(WP 0622, Item 27)

**Materials/Parts**

Compound, Sealing (WP 0625, Item 17)  
Tags, Identification (WP 0625, Item 51)  
Ties, Cable, Plastic (WP 0625, Item 58)  
Locknut (4)  
Lockwasher (10)  
Lockwasher (3)  
Lockwasher (1)  
Lockwasher (2)  
Lockwasher (3)

**Personnel Required**

MOS 63B Wheeled vehicle mechanic (3)

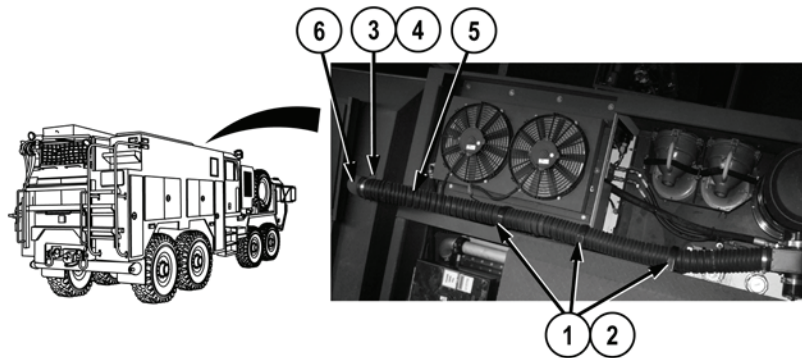
**References**

WP 0614, Fig. 8  
WP 0615, Fig. 177, 179


**Equipment Conditions**

Hydraulic reservoir drained (WP 0588)

---

**REMOVAL**

1. Remove three screws (1) and loop clamps (2) from vehicle.
2. Loosen screw (3) and remove hose clamp (4) and hose (5) from elbow (6).
3. Move hose (5) out of the way.




4. Disconnect two connectors (7).
5. Remove four locknuts (8), eight washers (9), four screws (10), and air conditioning fan assembly (11) from hydraulic generator (12). Discard locknuts.

### NOTE

Note position of hydraulic generator cover prior to removal to ensure proper installation.


6. Remove ten screws (13), lockwashers (14), washers (15), and hydraulic generator cover (16) from hydraulic generator. Discard lockwashers.




**NOTE**

- Tag and mark hoses prior to removal to ensure proper installation.
- Cap and plug hoses.
- Note position of elbows prior to removal to ensure proper installation.

7. Remove hose (17) from fitting (18).
8. Remove two elbows (19) from fittings (20).




9. Remove four screws (25) and access cover (26) from electrical box (27).




### NOTE

- Tag and mark wires prior to removal to ensure proper installation.
- Note position and remove cable ties and cushion clips as required.

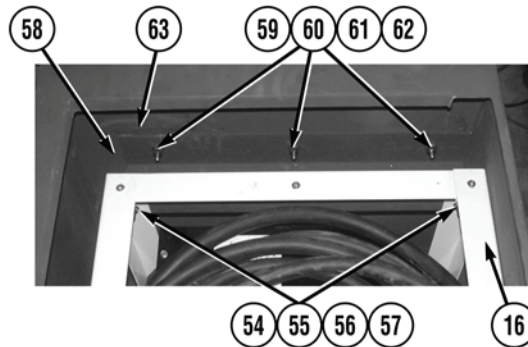
10. Remove nut (28) and wire (29) from stud (30).
11. Remove nut (31) and wire (32) from stud (33) and pull wire (32) through current transformer (34).
12. Remove nut (35) and wire (36) from stud (37) and pull wire (36) through current transformer (38).
13. Remove screw (39), washer (40), and wire (41) from electrical box (27).
14. Loosen collar (42) and remove four wires (29), (32), (36), and (41) from electrical box (27).




15. Disconnect connector (43).
16. Disconnect connector (44).



17. Remove three nuts (45), lockwashers (46), six washers (47), and three screws (48) from two brackets (49) and hydraulic generator (16). Discard lockwashers.
18. Remove screw (50), lockwasher (51), washer (52), and ground wire (53) from hydraulic generator (16). Discard lockwasher.



19. Remove two nuts (54), lockwashers (55), four washers (56), and two screws (57) from bracket (58) and hydraulic generator (16). Discard lockwashers.
20. Remove three nuts (59), lockwashers (60), six washers (61), three screws (62), and bracket (58) from frame (63) and vehicle. Discard lockwashers.

**WARNING**

Hydraulic generator weighs 431 lb. (196 kg). Do not attempt to lift hydraulic generator without the aid of two assistants and a suitable lifting device. Failure to comply may result in serious injury or death to personnel.

**CAUTION**

- Ensure hoses are carefully removed while lifting hydraulic generator. Failure to comply may result in damage to equipment.
- Use extreme care when lifting hydraulic generator from vehicle. Failure to comply may result in damage to wiring harness.

21. Attach suitable lifting device on hydraulic generator.
22. With the aid of an assistant, lift hydraulic generator and remove three hoses (17), (21), and (23) from hydraulic generator (16).
23. With the aid of an assistant and suitable lifting device, remove hydraulic generator (16) from vehicle.

**END OF TASK**

## INSTALLATION

### WARNING



Hydraulic generator weighs 431 lb. (196 kg). Do not attempt to lift hydraulic generator without the aid of two assistants and a suitable lifting device. Failure to comply may result in serious injury or death to personnel.


### CAUTION

- Ensure hoses are carefully removed while lifting hydraulic generator. Failure to comply may result in damage to equipment.
- Use extreme care when installing on vehicle. Failure to comply may result in damage to wiring harness.


### NOTE

Install cable ties and cushion clips as required.

1. Attach suitable lifting device on hydraulic generator (16).
2. With the aid of two assistants and a suitable lifting device, install hydraulic generator (16) on vehicle.
3. With the aid of two assistants and a suitable lifting device, install three hoses (17), (21), and (23) on hydraulic generator (16).
4. Remove suitable lifting device from hydraulic generator (16).



5. Install bracket (58) on vehicle and frame (63) with three screws (62), six washers (61), three lockwashers (60), and nuts (59).
6. Install hydraulic generator (16) on bracket (58) with two screws (57), four washers (56), two lockwashers (55), and nuts (54).



7. Install hydraulic generator (16) on two brackets (49) with three screws (48), lockwashers (47), six washers (46), and three nuts (45).
8. Install ground wire (53), washer (52), lockwasher (51), and screw (50) on hydraulic generator (16).


**WARNING**




**Adhesives, solvents, and sealing compounds can burn easily, can give off harmful vapors, and are harmful to skin and clothing. To avoid injury or death, keep away from open fire and use in well-ventilated area. If adhesive, solvent, or sealing compound gets on skin or clothing, wash immediately with soap and water.**

9. Apply electrical sealant to ground wire (53).







10. Connect connector (44).
11. Connect connector (43).



12. Install four wires (43), (36), (32), and (29) on electrical box (27) and tighten collar (42).
13. Install wire (41), washer (40), and screw (39) on electrical box (27).
14. Feed wire (36) through current transformer (38) and install wire (36) on stud (37) with nut (35).
15. Feed wire (32) through correct transformer (34) and install wire (32) on stud (33) with nut (31).
16. Install wire (29) on stud (30) with nut (28).



17. Install access cover (26) on electrical box (27) with four screws (25).




18. Install hose (23) on fitting (24).  
 19. Install hose (21) on fitting (22).

### NOTE

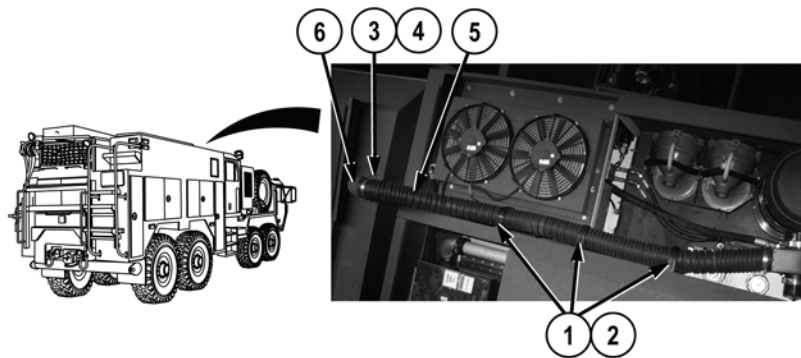
Install elbows in same position as noted prior to removal.

20. Install two elbows (19) on fitting (20).  
 21. Install hose (17) on fitting (18).

**NOTE**

Install cover as noted prior to removal.

22. Install hydraulic generator cover (12) on hydraulic generator (16) with ten washers (15), lockwashers (14), and screws (13).
23. Install air conditioning fan assembly (11) on hydraulic generator (12) with four screws (10), eight washers (9), and four locknuts (8).
24. Connect two connectors (7).



25. Install hose (5), hose clamp (4) on elbow (6) by tightening screw (3).

26. Attach hose (5) to vehicle with three loop clamps (2) and screws (1).

**END OF TASK**

**FOLLOW-ON MAINTENANCE**

Fill hydraulic reservoir (WP 0588)

**END OF TASK**

**END OF WORK PACKAGE**

## FIELD LEVEL MAINTENANCE

## HYDRAULIC GENERATOR RESERVOIR BOOST UNIT ASSEMBLY REPLACEMENT

## INITIAL SETUP:

**Tools and Special Tools**

Tool Kit, General Mechanic's: Automotive  
(WP 0622, Item 27)

**References**

WP 0615, Fig. 178


**Materials/Parts**

Preformed Packing (1)  
Preformed Packing (1)  
Preformed Packing (1)

**Equipment Conditions**

Hydraulic reservoir drained (WP 0588)  
Hydraulic oil filter removed (WP 0589)

## REMOVAL



1. Remove elbow (1) from fitting (2).

**NOTE**

Boost unit assembly is located inside the hydraulic reservoir and is removed through the filter head opening.


2. Remove fitting (2), preformed packing (3), and boost unit assembly (4) from hydraulic reservoir (5). Discard preformed packing.
3. Remove preformed packing (6) from boost unit assembly (4). Discard preformed packing.
4. Remove hose (7) from elbow (8).

**NOTE**

Note position of elbow prior to removal to ensure proper installation.

5. Remove elbow (8), washer (9), and preformed packing (10) from boost unit assembly (4). Discard preformed packing.

**END OF TASK**

**INSTALLATION****NOTE**

Install elbow as noted prior to removal.

1. Install preformed packing (10), washer (9), and elbow (8) on boost unit assembly (4).
2. Install hose (7) on elbow (8).
3. Install preformed packing (6) on boost unit assembly (4).
4. Install boost unit assembly (4) on hydraulic reservoir (5) with preformed packing (3) and fitting (2).
5. Install elbow (1) on fitting (2).

**END OF TASK****FOLLOW-ON MAINTENANCE**

1. Install hydraulic filter base (WP 0591)
2. Fill hydraulic reservoir (WP 0588)

**END OF TASK****END OF WORK PACKAGE**

---

**FIELD LEVEL MAINTENANCE****HYDRAULIC GENERATOR RESERVOIR BREATHER REPLACEMENT**

---

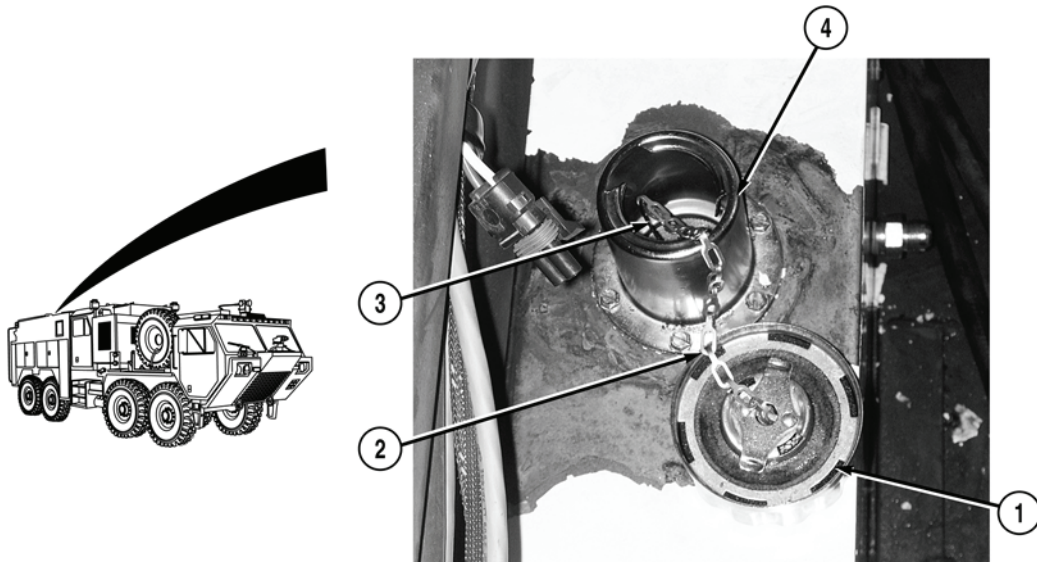
**INITIAL SETUP:****Tools and Special Tools**

Tool Kit, General Mechanic's: Automotive  
(WP 0622, Item 27)

**Equipment Conditions**

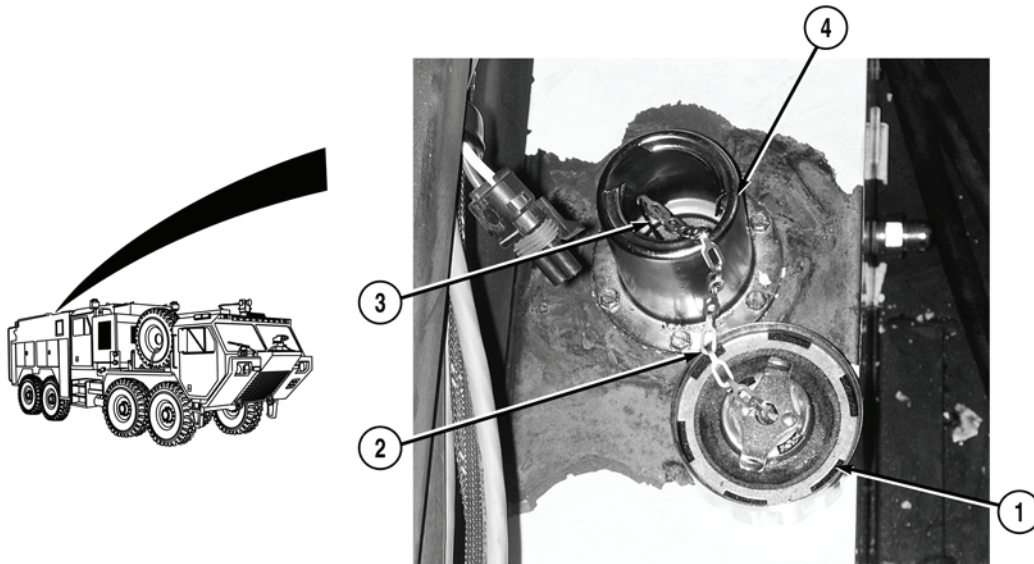
Water pump engine OFF (WP 0022)  
Engine OFF (TM 9-2320-347-10)  
Wheels chocked (TM 9-2320-347-10)

---

**REMOVAL**

1. Remove hydraulic breather (1), chain (2), and ring (3) from filler neck (4).
2. Remove ring (3) from chain (2).

**END OF TASK**

**INSTALLATION**

1. Install ring (3) on chain (2).
2. Install ring (3), chain (2), and hydraulic breather (1) on filler neck (4).

**END OF TASK****FOLLOW-ON MAINTENANCE**

Remove wheel chocks (TM 9-2320-347-10)

**END OF TASK****END OF WORK PACKAGE**



## FIELD LEVEL MAINTENANCE

## HYDRAULIC GENERATOR RESERVOIR FLUID LEVEL GAUGE REPLACEMENT

## INITIAL SETUP:

**Tools and Special Tools**

Tool Kit, General Mechanic's: Automotive  
(WP 0622, Item 27)

**References**

WP 0615, Fig. 178


**Materials/Parts**

Preformed Packing (2)

**Equipment Conditions**

Hydraulic reservoir drained (serviced) (WP 0588)  
Hydraulic oil filter base removed (WP 0590)


## REMOVAL

**NOTE**

Note position of hydraulic reservoir fluid level gauge prior to removal to ensure proper installation.

1. Remove two nuts (1) and hydraulic reservoir fluid gauge (2) from hydraulic reservoir (3).
2. Remove two preformed packings (4) from hydraulic reservoir fluid gauge (2). Discard preformed packings.

**END OF TASK**

**INSTALLATION**

1. Install two preformed packings (4) on hydraulic reservoir fluid gauge (2).

**NOTE**

Install hydraulic reservoir fluid gauge as noted prior to removal.

2. Install hydraulic reservoir fluid gauge (2) on hydraulic reservoir (3) with two nuts (1).

**END OF TASK****FOLLOW-ON MAINTENANCE**

1. Install hydraulic filter base (WP 0590)
2. Fill hydraulic reservoir (serviced) (WP 0588)

**END OF TASK****END OF WORK PACKAGE**

---

**FIELD LEVEL MAINTENANCE****HYDRAULIC GENERATOR RESERVOIR REPLACEMENT**

---

**INITIAL SETUP:****Tools and Special Tools**

Tool Kit, General Mechanic's: Automotive  
(WP 0622, Item 27)

**Materials/Parts**

Compound, Sealing, Pipe Thread  
(WP 0625, Item 21)  
Lockwasher (2)  
Lockwasher (2)


**References**

WP 0015  
WP 0615, Fig. 178


---

**Equipment Conditions**

Hydraulic reservoir strainer removed (WP 0597)  
Hydraulic generator reservoir fluid level gauge  
removed (WP 0595)  
Hydraulic generator reservoir temperature sensor  
removed (WP 0598)  
Hydraulic generator reservoir boost unit assembly  
removed (WP 0593)

**REMOVAL**

1. Remove elbow (1) from fitting (2).
2. Open hose bed cover (WP 0015).



**NOTE**

Screws are located in hose compartment.

3. Remove two nuts (3), lockwashers (4), four washers (5), and two screws (6) from two brackets (7) and vehicle. Discard lockwashers.
4. Remove hydraulic reservoir (8) from vehicle.
5. Remove two screws (9), lockwashers (10), washers (11), brackets (7), and rubber grommets (12) from hydraulic reservoir (8). Discard lockwashers.
6. Remove fitting (2) from hydraulic reservoir (8).



7. Remove two screws (13) and rubber grommet (14) from hydraulic reservoir (8).
8. Remove two plugs (15) and (16) from hydraulic reservoir (8).

**END OF TASK**

---

**INSTALLATION****WARNING**


**Adhesives, solvents, and sealing compounds can burn easily, can give off harmful vapors, and are harmful to skin and clothing. To avoid injury or death, keep away from open fire and use in well-ventilated area. If adhesive, solvent, or sealing compound gets on skin or clothing, wash immediately with soap and water.**

1. Apply sealing compound to two plugs (15) and (16) and fitting (2).
2. Install two plugs (16) and (15) on hydraulic reservoir (8).
3. Install two rubber grommets (14) and screws (13) on hydraulic reservoir (8).
4. Install fitting (2) on hydraulic reservoir (12).
5. Position hydraulic reservoir (8) in vehicle.
6. Install two rubber grommets (12) and brackets (7) on hydraulic reservoir (8) with two washers (11), lockwashers (10), and screws (9).

**NOTE**

Install screws in same position as noted prior to removal.

7. Install two brackets (7) on vehicle with two screws (6), four washers (5), two lockwashers (4), and nuts (3).
8. Close hose bed cover (WP 0015).



9. Install elbow (1) on fitting (2).

#### END OF TASK

#### FOLLOW-ON MAINTENANCE

1. Install hydraulic generator reservoir boost unit assembly (WP 0593)
2. Install hydraulic generator reservoir temperature sensor (WP 0598)
3. Install hydraulic generator reservoir fluid level gauge (WP 0595)
4. Install hydraulic reservoir strainer (WP 0597)

#### END OF TASK

#### END OF WORK PACKAGE

## FIELD LEVEL MAINTENANCE

## HYDRAULIC GENERATOR RESERVOIR STRAINER REPLACEMENT

## INITIAL SETUP:

**Tools and Special Tools**

Tool Kit, General Mechanic's: Automotive  
(WP 0622, Item 27)

**References**

WP 0615, Fig. 178


**Materials/Parts**

Lockwasher (6)

**Equipment Conditions**

Hydraulic reservoir breather removed (WP 0594)


## REMOVAL



1. Remove six screws (1), lockwashers (2), filler neck (3), and gasket (4) from hydraulic reservoir (5). Discard lockwashers.
2. Remove strainer (6) and gasket (7) from hydraulic reservoir (5).

## END OF TASK

**INSTALLATION**



1. Install gasket (7) and strainer (6) on hydraulic reservoir (5).
2. Install gasket (4) and filler neck (3) on hydraulic reservoir (2) with lockwashers (2) and six screws (1).

**END OF TASK**

**FOLLOW-ON MAINTENANCE**

Install hydraulic reservoir breather (WP 0594)

**END OF TASK**

**END OF WORK PACKAGE**



## FIELD LEVEL MAINTENANCE

## HYDRAULIC GENERATOR RESERVOIR TEMPERATURE SENSOR REPLACEMENT

## INITIAL SETUP:

**Tools and Special Tools**

Tool Kit, General Mechanic's: Automotive  
(WP 0622, Item 27)

**References**

WP 0615, Fig. 178


**Materials/Parts**

Compound, Sealing, Pipe  
Thread (WP 0625, Item 21)  
Ties, Cable, Plastic (WP 0625, Item 58)

**Equipment Conditions**

Hydraulic generator reservoir drained (WP 0588)

## REMOVAL


**NOTE**

Note position and remove cable ties and cushion clips as required.

1. Disconnect connector (1).
2. Remove plug (2) from hydraulic reservoir (3).
3. Remove hydraulic temperature sensor (4) from plug (2).

**END OF TASK**

## INSTALLATION



### WARNING



**Adhesives, solvents, and sealing compounds can burn easily, can give off harmful vapors, and are harmful to skin and clothing. To avoid injury or death, keep away from open fire and use in well-ventilated area. If adhesive, solvent, or sealing compound gets on skin or clothing, wash immediately with soap and water.**

1. Apply sealing compound to the threads of hydraulic temperature sensor (4).
2. Install hydraulic temperature sensor (4) on plug (2).
3. Apply sealing compound to the threads of plug (2).
4. Install plug (2) on hydraulic reservoir (3).
5. Connect connector (1).

### END OF TASK

### FOLLOW-ON MAINTENANCE

Fill hydraulic generator reservoir (WP 0588)

### END OF TASK

### END OF WORK PACKAGE

---

**FIELD LEVEL MAINTENANCE****HYDRAULIC SYSTEM BLEED**

---

**INITIAL SETUP:****Tools and Special Tools**

Tool Kit, General Mechanic's: Automotive  
(WP 0622, Item 27)

**Materials/Parts**

Oil, Hydraulic, Dextron III (WP 0625, Item 36)

**Personnel Required**

MOS 63B Wheeled vehicle mechanic (2)


**References**

WP 0021  
WP 0192  
WP 0483  
WP 0588

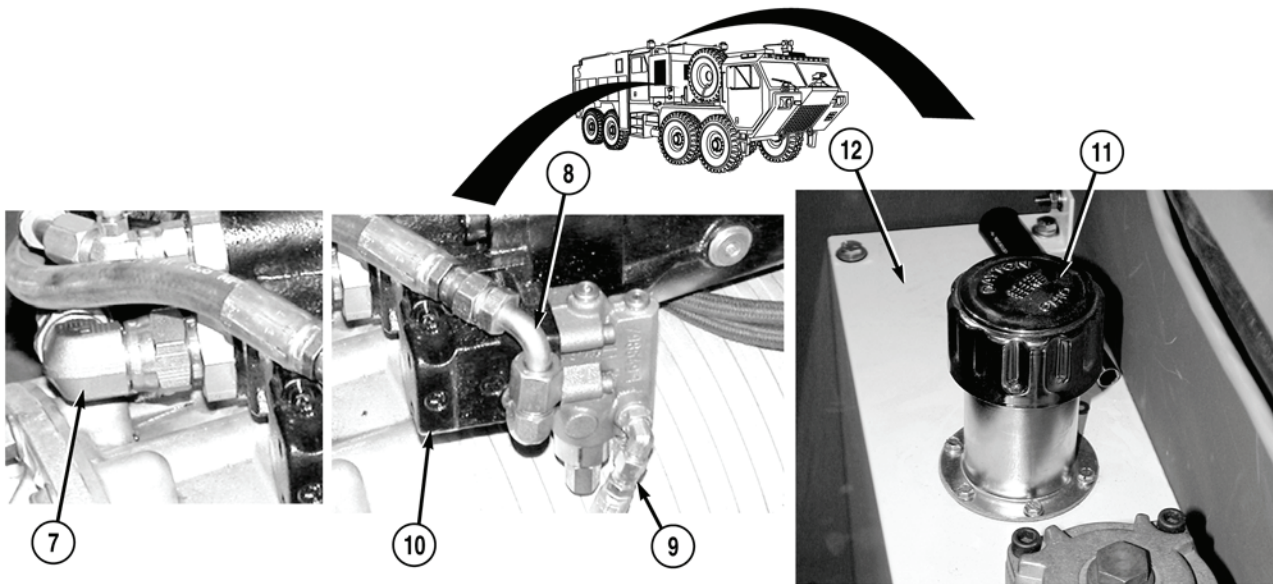
**Equipment Conditions**

Water pump engine OFF (WP 0022)  
Engine OFF (TM 9-2320-347-10)  
Pump house panel G removed (WP 0540)

---

**BLEEDING**

1. Remove two couplings (1) and (2) and pipe (3) from vehicle (WP 0483).
2. Remove two couplings (4) and (5) and pipe (6) from vehicle (WP 0483).



3. Loosen hydraulic hoses (7), (8), and (9) and check for steady flow of hydraulic oil at hydraulic pump (10).

** CAUTION**

**Do not over pressurize hydraulic reservoir. Failure to comply may cause damage to equipment.**

**NOTE**

Perform Steps (4) through (7) only if necessary to pressurize hydraulic system for hydraulic oil flow.

4. Use a clean cloth and air hose to pressurize hydraulic reservoir.
5. Ensure air is slowly added to reservoir only. Do not mix air with oil.
6. With the aid of an assistant, remove breather cap (11) from hydraulic reservoir (12) and pressurize hydraulic reservoir (12), while checking for oil flow at hydraulic pump (10).
7. Install breather cap (11) on hydraulic reservoir (12).
8. Tighten hydraulic hoses (7), (8), and (9) and wipe dry.
9. Start engine (TM 9-2320-347-10) and warm up until normal idle speed.
10. Loosen hydraulic hose (9) and allow steady flow of hydraulic oil until no bubbles are visible.
11. Tighten hydraulic hose (9) and check for oil leaks.
12. Increase engine speed to operating RPM (WP 0021) and hold without load 10-15 minutes allowing hydraulic system to remove air and fill hydraulic reservoir (12) (WP 0588).
13. Apply load on hydraulic system (WP 0021) and check generator output.

**NOTE**

Perform Step (14) only if voltage and frequency reading is incorrect.

14. Adjust hydraulic compensator (WP 0192).

**NOTE**

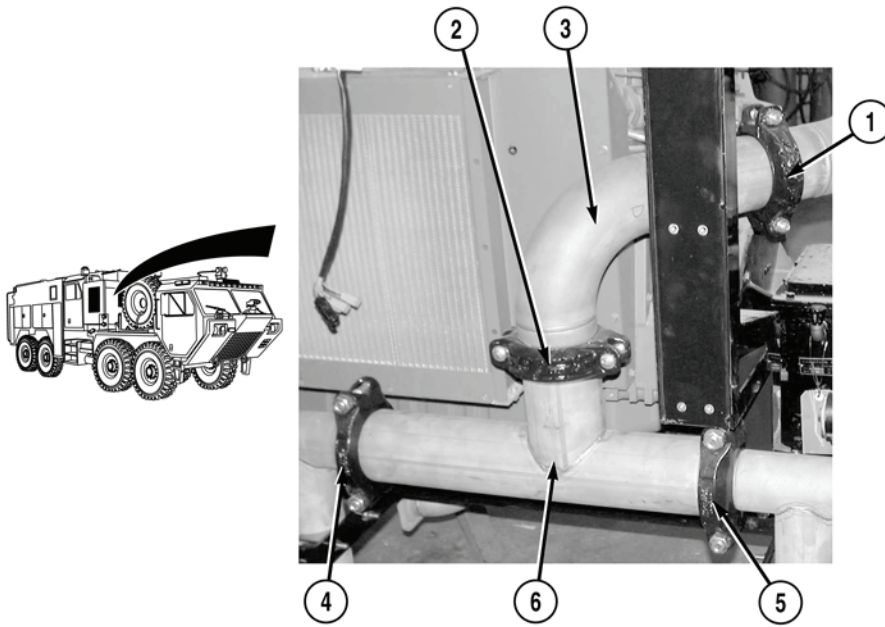
Perform Steps (15) through (19) if voltage and frequency reading is unstable.

15. Remove load on hydraulic system and lower engine speed to idle (WP 0021).
16. Loosen hydraulic hose (3) and allow steady flow of hydraulic oil until no bubbles are visible.
17. Tighten hydraulic hose (3) and check for oil leaks.
18. Increase engine speed to operating RPM (WP 0021) and hold without load 10-15 minutes allowing hydraulic system to remove air and fill hydraulic reservoir (6) (WP 0588).
19. Apply load on hydraulic system (WP 0021) and check generator output.

**NOTE**

Repeat Steps (14) through (19) as necessary.

20. Remove load on hydraulic system and lower engine speed to idle (WP 0021).
21. Check hydraulic system for oil leaks.
22. Install pipe (6) and couplings (4) and (5) on vehicle (WP 0483).



23. Install pipe (3) and couplings (1) and (2) on vehicle (WP 0483).

**END OF TASK**

**FOLLOW-ON MAINTENANCE**

Install pump house panel G (WP 0540)

**END OF TASK**

**END OF WORK PACKAGE**

---

**FIELD LEVEL MAINTENANCE**  
**POWER TAKE OFF (PTO) REPLACEMENT**

---

**INITIAL SETUP:****Tools and Special Tools**

Tool Kit, General Mechanic's: Automotive  
(WP 0622, Item 27)

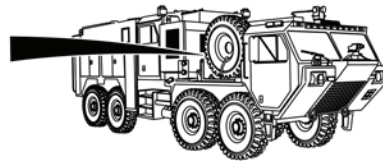

**Equipment Conditions**

Air system drained (TM 9-2320-347-10)  
PTO pump removed (WP 0601)

**Materials/Parts**


Adhesive, Thread, Locking (WP 0625, Item 7)  
Compound, Sealing, Pipe Thread  
(WP 0625, Item 21)  
Tags, Identification (WP 0625, Item 51)

---

**REMOVAL****NOTE**

- Hoses (1), (3), and (5) are removed for accessibility to PTO.
- Tag and mark hoses prior to removal to ensure proper installation.

1. Remove hose (1) from elbow (2).
2. Remove hose (3) from tee (4).
3. Remove hose (5) from fitting (6).
4. Remove hose (7) from elbow (8).



5. Remove hose (9) from elbow (10).
6. Remove eight screws (11), PTO (12), and gasket (13) from transmission (14).
7. Remove elbow (15) from fitting (16).

### NOTE

Note position of elbows prior to removal to ensure proper installation.

8. Remove two elbows (8) and (10) and fitting (16) from PTO (12).

### END OF TASK

### INSTALLATION

#### WARNING



**Adhesives, solvents, and sealing compounds can burn easily, can give off harmful vapors, and are harmful to skin and clothing. To avoid injury or death, keep away from open fire and use in well-ventilated area. If adhesive, solvent, or sealing compound gets on skin or clothing, wash immediately with soap and water.**

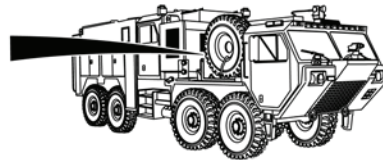

1. Apply sealing compound to threads of two elbows (8) and (10) and fitting (16).



**NOTE**

Install elbows as noted prior to removal.

2. Install two elbows (8) and (10) and fitting (16) on PTO (12).
3. Install elbow (15) on fitting (16).
4. Apply sealing compound to threads of eight screws (11).
5. Install gasket (13) and PTO (12) on transmission (14) with eight screws (11).
6. Install hose (9) on elbow (10).



7. Install hose (7) on elbow (8).
8. Install hose (5) on fitting (6).
9. Install hose (3) on tee (4).
10. Install hose (1) on elbow (2).

**END OF TASK****FOLLOW-ON MAINTENANCE**

1. Install PTO pump (WP 0601)
2. Start engine and build up air pressure (TM 9-2320-347-10)
3. Shut off engine (TM 9-2320-347-10)

**END OF TASK****END OF WORK PACKAGE**



---

**FIELD LEVEL MAINTENANCE**  
**POWER TAKE OFF (PTO) PUMP REPLACEMENT**

---

**INITIAL SETUP:****Tools and Special Tools**

Drain Pan (WP 0622, Item 9)  
Tool Kit, General Mechanic's: Automotive  
(WP 0622, Item 27)

**Materials/Parts**

Tags, Identification (WP 0625, Item 51)  
Ties, Cable, Plastic (WP 0625, Item 58)  
Lockwasher (2)

**Personnel Required**

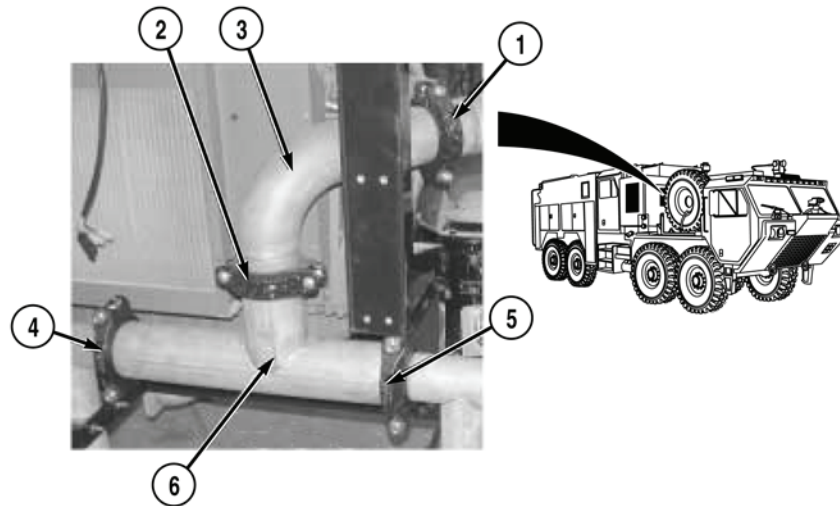
MOS 63B Wheeled vehicle mechanic (2)

**References**

WP 0483  
WP 0584  
WP 0599  
WP 0615, Fig. 179


**Equipment Conditions**

Hydraulic reservoir drained (WP 0588)  
Water system drained (WP 0041)  
Pump house panel G removed (WP 0540)

**REMOVAL****NOTE**

Remove cable ties and cushion clips as required.


1. Remove two couplings(1) and (2) and pipe (3) from vehicle (WP 0483).
2. Remove two couplings (4) and (5) and pipe (6) from vehicle (WP 0483).




### NOTE

- Tag and mark hoses prior to removal to ensure proper installation.
- Hydraulic oil may leak from hoses. Position a suitable drain pan under hoses to catch excess oil.

3. Remove hose (7) from elbow (8).
4. Remove hose (9) from elbow (10).



5. Remove fitting (11) from fitting (12).
6. Remove hose (13) from fitting (14).


**WARNING**

**PTO pump is heavy. Do not attempt to lift PTO pump without the aid of an assistant. Failure to comply may result in injury to personnel.**

7. With the aid of an assistant, remove two screws (16), lockwashers (17), washers (18), and PTO pump (15) from PTO (19). Discard lockwashers.
8. Remove hydraulic generator compensator (20) (WP 0584).
9. Remove fitting (12), fitting (14), and elbow (10) from PTO pump (15).

**END OF TASK**

INSTALLATION




1. Install elbow (10), fitting (14), and fitting (12) on PTO pump (15).
2. Install hydraulic generator compensator (20) (WP 0584).

**WARNING**




**PTO pump is heavy. Do not attempt to lift PTO pump without the aid of an assistant. Failure to comply may result in injury to personnel.**

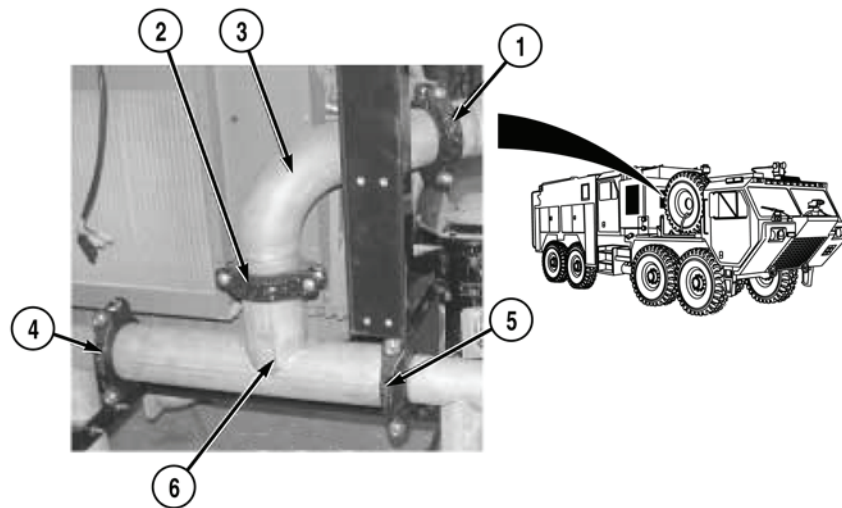
3. With the aid of an assistant, install PTO pump (15) on PTO (19) with two washers (18), lockwashers (17), and screws (16).



4. Install hose (13) from fitting (14).
5. Install fitting (11) on fitting (12).



6. Install hose (9) on elbow (10).
7. Install hose (7) on elbow (8).
8. Fill hydraulic generator oil reservoir (WP 0588).
9. Bleed hydraulic system (WP 0599).



10. Install pipe (6) and couplings (4) and (5) on vehicle (WP 0483).
11. Install pipe (3) and couplings (1) and (2) on vehicle (WP 0483).

#### END OF TASK

#### FOLLOW-ON MAINTENANCE

Install pump house panel G (WP 0540)

#### END OF TASK

#### END OF WORK PACKAGE





## FIELD LEVEL MAINTENANCE

## POWER TAKE OFF (PTO) SOLENOID AND PRESSURE SWITCH REPLACEMENT

## INITIAL SETUP:

**Tools and Special Tools**

Tool Kit, General Mechanic's: Automotive  
(WP 0622, Item 27)

**References**

WP 0615, Fig. 179

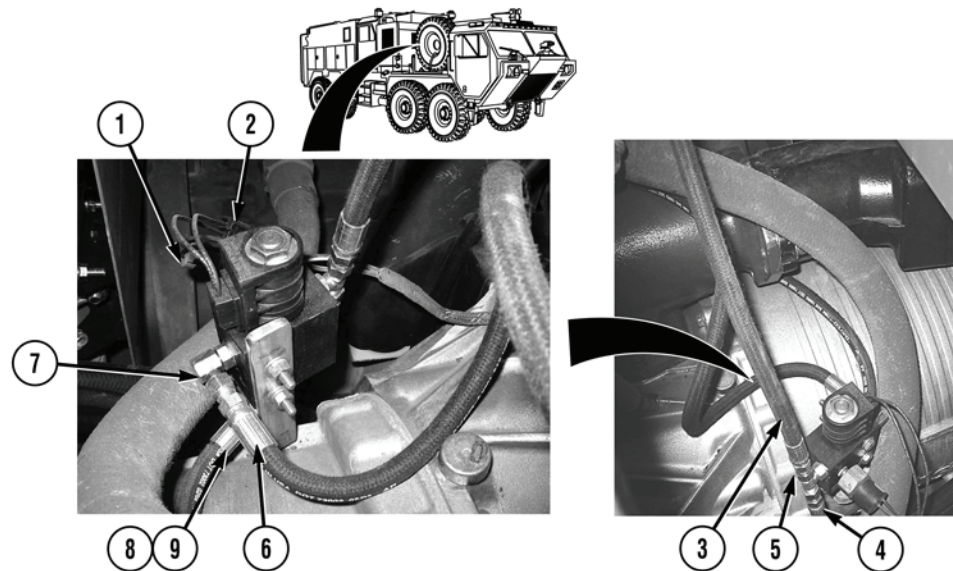
**Materials/Parts**

Compound, Sealing, Pipe  
Thread (WP 0625, Item 51)  
Tags, Identification (WP 0625, Item 51)  
Lockwasher (2)  
Preformed Packing (3)

**Equipment Conditions**


Water pump engine OFF (WP 0041)  
Batteries disconnected (TM 9-2320-325-14&P)  
Left splash guard  
removed (TM 9-2320-325-14&P)

## REMOVAL

**NOTE**

Tag and mark connectors and hoses prior to removal to ensure proper installation.

1. Disconnect two connectors (1) and (2).
2. Remove two hoses (3) and (4) from tee (5).
3. Remove hose (6) from elbow (7).
4. Remove hose (8) from fitting (9).



### NOTE

Note position of washers and lockwashers prior to removal to ensure proper installation.

5. Remove two nuts (10), lockwashers (11), washers (12), screws (13), washers (14), and valve body (15) from bracket (16). Discard lockwashers.
6. Remove nut (17) and solenoid (18) from valve body (15).
7. Remove switch (19) from valve body (15).
8. Remove tee (5), elbow (7), fitting (9), and three preformed packings (20), (21), and (22) from valve body (15). Discard preformed packings.

### END OF TASK

### INSTALLATION

1. Install three preformed packings (22), (21), and (20), fitting (9), elbow (7), and tee (5) on valve body (15).

### WARNING




**Adhesives, solvents, and sealing compounds can burn easily, can give off harmful vapors, and are harmful to skin and clothing. To avoid injury or death, keep away from open fire and use in well-ventilated area. If adhesive, solvent, or sealing compound gets on skin or clothing, wash immediately with soap and water.**

2. Apply sealing compound on threads of switch (19).
3. Install switch (19) on valve body (15).
4. Install solenoid (18) on valve body (15) with nut (17).

**NOTE**

Install washers and lockwashers as noted prior to removal.

5. Install valve body (15) on bracket (16) with two washers (14), screws (13), washers (12), lockwashers (11), and nuts (10).



6. Install hose (8) on fitting (9).
7. Install hose (6) on elbow (7).
8. Install two hoses (4) and (3) on tee (5).
9. Connect two connectors (1) and (2).

**END OF TASK****FOLLOW-ON MAINTENANCE**

1. Install left splash guard (TM 9-2320-325-14&P)
2. Connect batteries (TM 9-2320-325-14&P)

**END OF TASK****END OF WORK PACKAGE**



---

**FIELD LEVEL MAINTENANCE**  
**CREW CAB INSULATION REPLACEMENT**

---

**INITIAL SETUP:****Tools and Special Tools**

Tool Kit, General Mechanic's: Automotive  
(WP 0622, Item 27)

**Materials/Parts**

Mineral Spirits (WP 0625, Item 32)

**References**

WP 0615, Fig. 180

**Equipment Conditions**

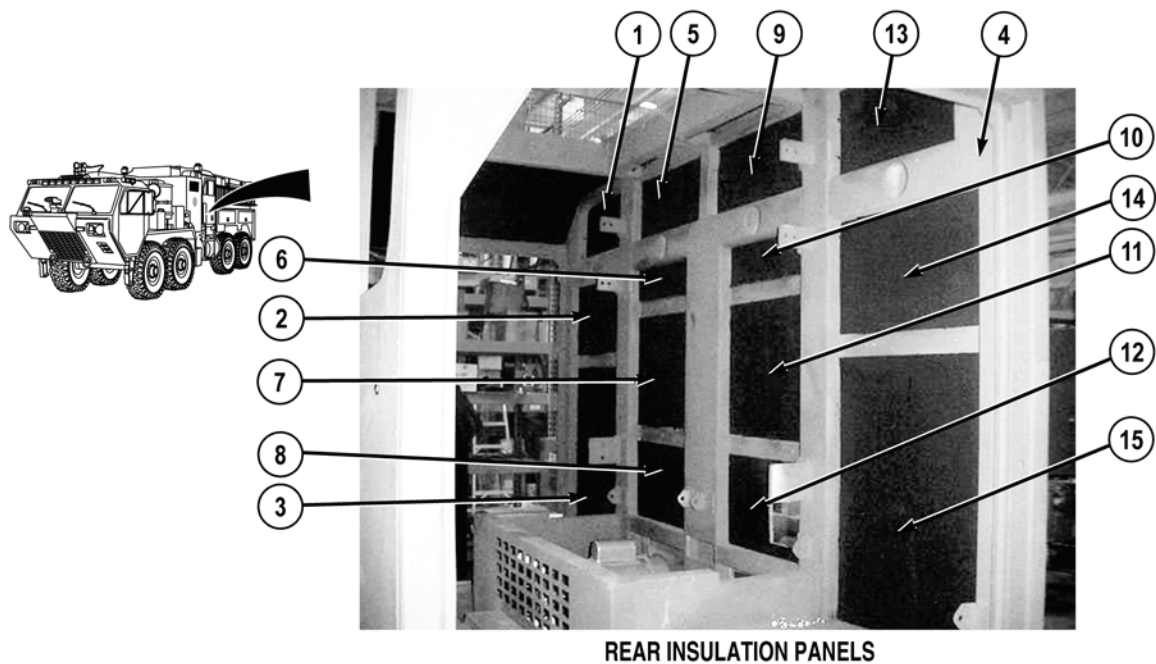
Water pump engine OFF (WP 0022)

Engine OFF (if required) (TM 9-2320-347-10)

Wheels chocked (if required) (TM 9-2320-347-10)

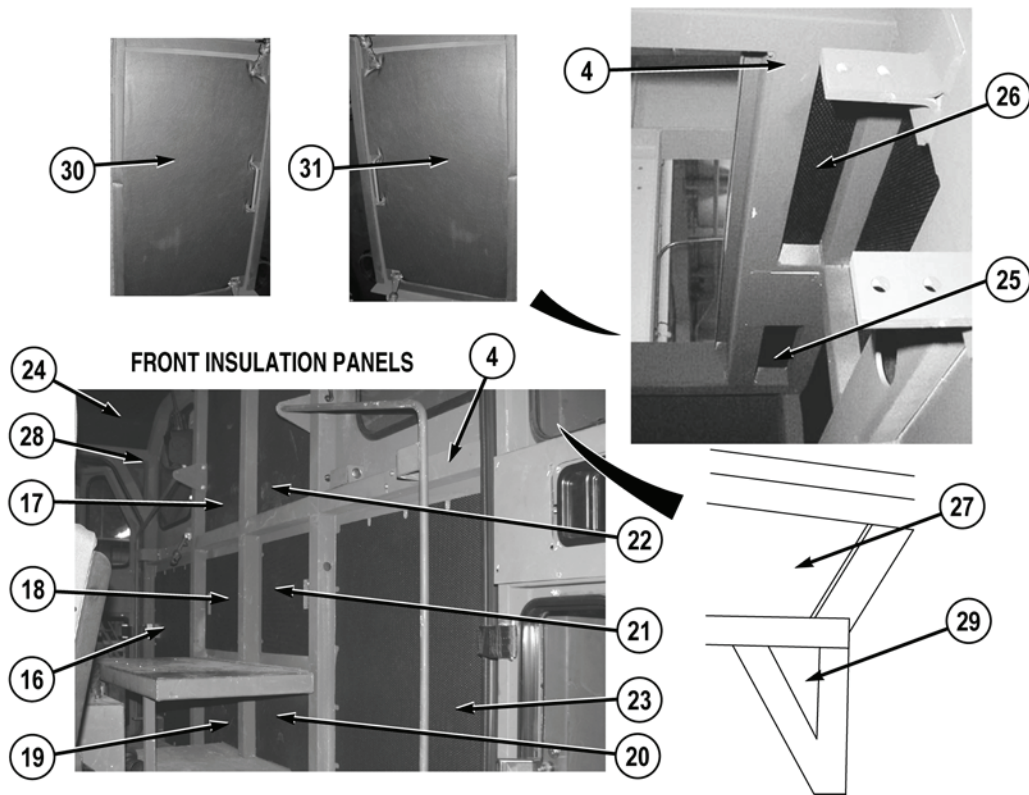
SCBA seat removed (for rear cab insulation only)  
(WP 0497)

Pump operator's platform unstowed (for center  
front cab insulation only) (WP 0016)

**REMOVAL****NOTE**

- Remove only insulation necessary to perform specific replacement.
- All insulation is removed and installed the same way.

1. Remove passenger side rear cab insulation (1), (2), and (3) from crew cab (4).
2. Remove passenger center rear cab insulation (5), (6), (7), and (8) from crew cab (4).
3. Remove driver center rear cab insulation (9), (10), (11), and (12) from crew cab (4).
4. Remove driver side rear cab insulation (13), (14), and (15) from crew cab (4).



5. Remove passenger side front cab insulation (16) from crew cab (4).
6. Remove passenger center front cab insulation (17), (18), and (19) from crew cab (4).
7. Remove driver center front cab insulation (20), (21), and (22) from crew cab (4).
8. Remove driver side front cab insulation (23) from crew cab (4).
9. Remove passenger side top cab insulation (24) from crew cab (4).
10. Remove passenger center top cab insulation (25) from crew cab (4).
11. Remove driver center top cab insulation (26) from crew cab (4).
12. Remove driver side top cab insulation (27) from crew cab (4).
13. Remove passenger side cab insulation (28) and driver side cab insulation (29) from crew cab (4).
14. Remove passenger side roof hatch insulation (30) and driver side roof hatch insulation (31) from crew cab (4).

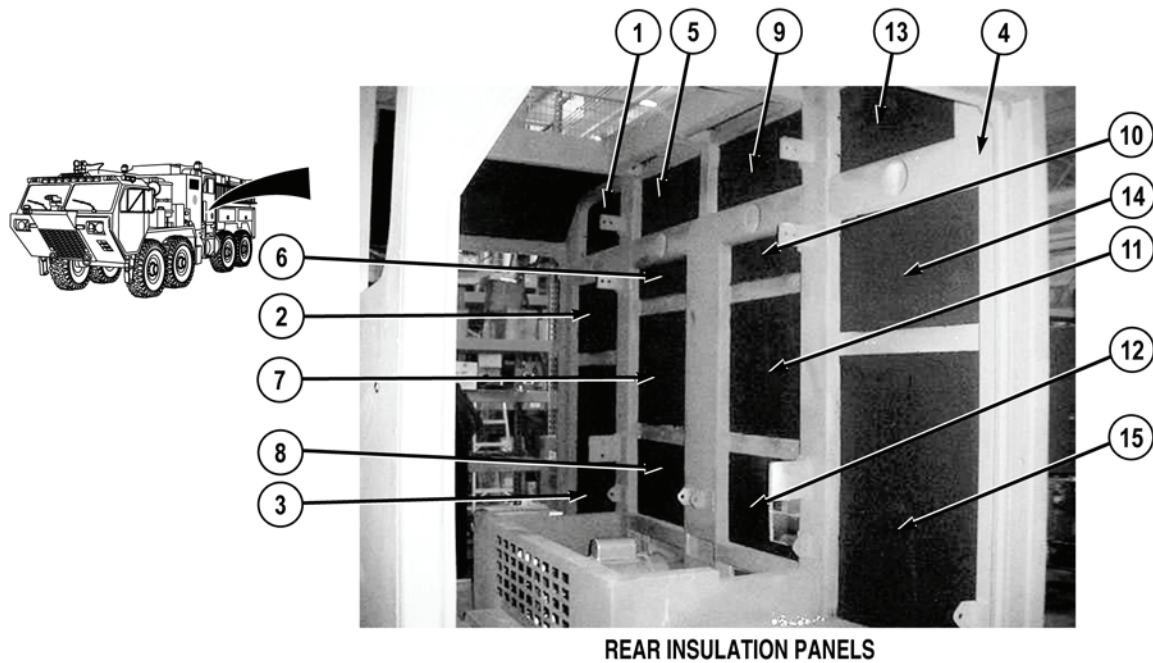
**WARNING**

**Adhesives, solvents, and sealing compounds can burn easily, can give off harmful vapors, and are harmful to skin and clothing. To avoid injury or death, keep away from open fire and use in well-ventilated area. If adhesive, solvent, or sealing compound gets on skin or clothing, wash immediately with soap and water.**

15. Using mineral spirits, clean insulation residue from crew cab (4).

**END OF TASK****INSTALLATION****NOTE**

- Insulation is self-adhesive.
  - Remove tape from back of each insulation piece.
1. Install driver side roof hatch insulation (31) and passenger side roof hatch insulation (30) on crew cab (4).
  2. Install driver side cab insulation (29) and passenger side cab insulation (28) on crew cab (4).
  3. Measure and cut hole on driver side top cab insulation (27) as noted in removal.
  4. Install driver side top cab insulation (27) on crew cab (4).
  5. Install driver center top cab insulation (26) on crew cab (4).
  6. Install passenger center top cab insulation (25) on crew cab (4).
  7. Measure and cut hole on passenger side top cab insulation (24) as noted in removal.
  8. Install passenger side top cab insulation (24) on crew cab (4).
  9. Measure and cut hole on driver side front cab insulation (23) as noted in removal.
  10. Install driver side front cab insulation (23) on crew cab (4).
  11. Install driver center front cab insulation (22), (21), and (20) on crew cab (4).
  12. Measure and cut hole on passenger center front cab insulation (19) as noted in removal.
  13. Install passenger center front cab insulation (19), (18), and (17) on crew cab (4).
  14. Measure and cut hole on passenger side front cab insulation (16) as noted in removal.
  15. Install passenger side front cab insulation (16) on crew cab (4).



16. Install driver side rear cab insulation (15), (14), and (13) on crew cab (4).
17. Install driver center rear cab insulation (12), (11), (10), and (9) on crew cab (4).
18. Install passenger center rear cab insulation (8), (7), (6), and (5) on crew cab (4).
19. Install passenger side rear cab insulation (3), (2), and (1) on crew cab (4).

#### **END OF TASK**

#### **FOLLOW-ON MAINTENANCE**

1. Stow pump operator's platform (for center front cab insulation only) (WP 0016)
2. Remove wheel chocks (if required) (TM 9-2320-347-10)
3. Install SCBA seat (for rear cab insulation only) (WP 0497)

#### **END OF TASK**

#### **END OF WORK PACKAGE**



---

**FIELD LEVEL MAINTENANCE**  
**HEAT TRACE JUNCTION BOX REPLACEMENT**

---

**INITIAL SETUP:****Tools and Special Tools**

Tool Kit, General Mechanic's: Automotive  
(WP 0622, Item 27)

**References**

WP 0606  
WP 0615, Fig. 181


**Materials/Parts**

Tags, Identification (WP 0625, Item 51)  
Lockwasher (2)

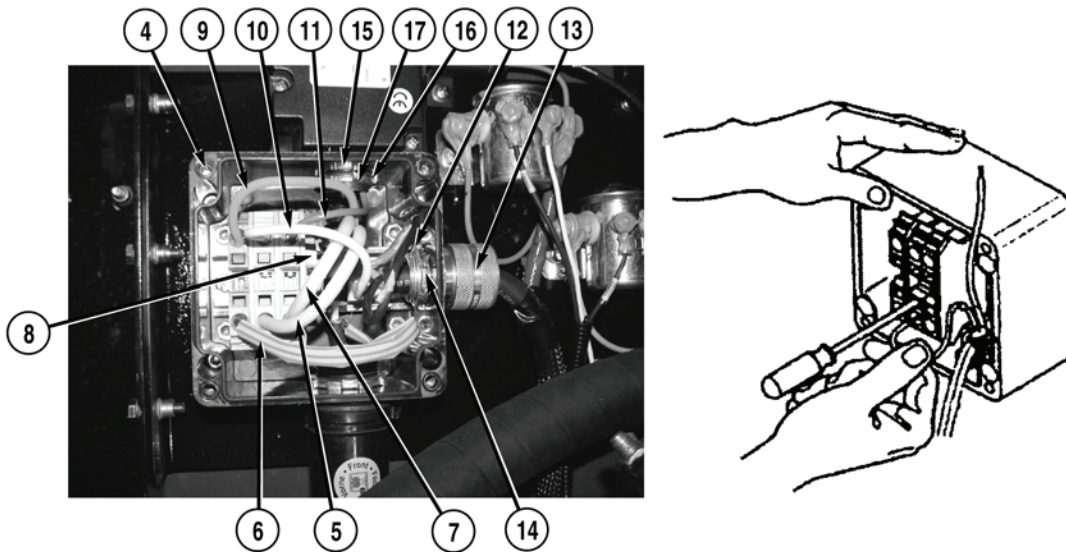
**Equipment Conditions**

Heat trace thermostat removed (WP 0605)

---


**REMOVAL**

1. Remove four screws (1), cover (2), and rubber seal (3) from junction box (4).



### NOTE

- Tag and mark wires prior to removal to ensure proper installation.
  - Firmly insert flat blade screwdriver in square hole to open spring in terminal. When fully inserted, screwdriver will lock in place and wire can be removed from terminal.
2. Remove three heat trace cable wires (5), (6), and (7) from terminal (8) (WP 0606).
  3. Remove three wires (9), (10), and (11) from terminal (8).
  4. Remove nut (12) and fitting (13) from junction box (4).
  5. Remove bushing (14) from fitting (13).
  6. Remove nut (15) and fitting (16) from junction box (4).
  7. Remove bushing (17) from fitting (16).



8. Remove fuse clip (18) from bracket (19).

#### NOTE

Note position of fuse blocks prior to removal to ensure proper installation.

9. Remove three fuse blocks (20) from bracket (19).
10. Remove two screws (21) and bracket (19) from junction box (4).
11. Remove nut (22), washer (23), and fitting (24) from junction box (4).
12. Remove four screws (25) and junction box (4) from bracket (26).


#### NOTE

Perform Step (13) if bracket needs to be removed.

13. Remove two screws (27), lockwashers (28), washers (29), and bracket (26) from pump house frame (30). Discard lockwashers.

**END OF TASK**

## INSTALLATION

**NOTE**

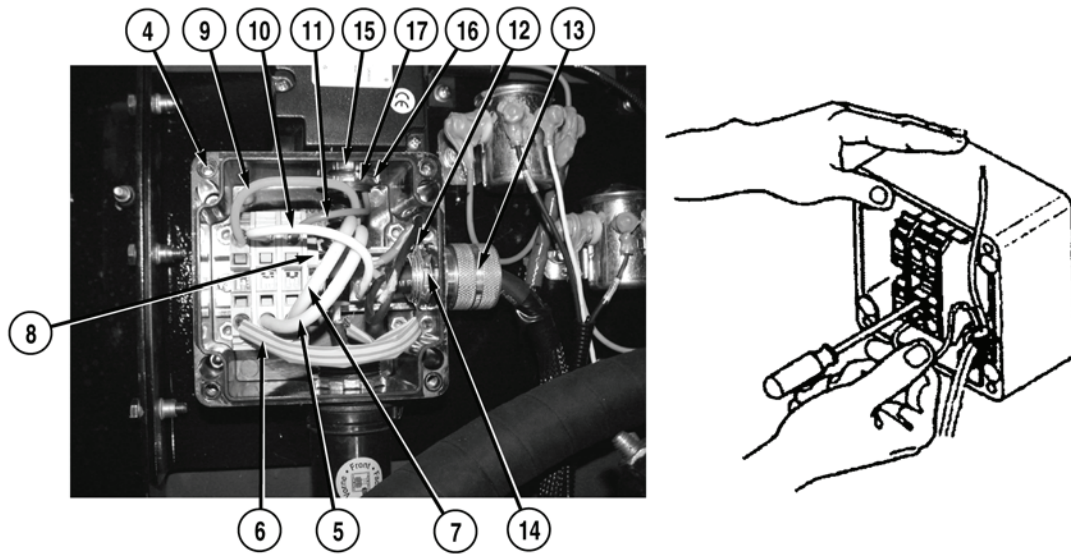
Perform Step (1) if bracket was removed.

1. Install bracket (26) on pump house frame (30) with two washers (29), lockwashers (28), and screws (27).
2. Install junction box (4) on bracket (26) with four screws (25).
3. Install fitting (24) on junction box (4) with washer (23) and nut (22).
4. Install bracket (19) in junction box (4) with two screws (21).

**NOTE**

Install fuse blocks on bracket as noted prior to removal.

5. Install three fuse blocks (20) on bracket (19).
6. Install fuse clip (18) on bracket (19).




7. Install bushing (17) in fitting (16).
8. Install fitting (16) in junction box (4) with nut (15).
9. Install bushing (14) in fitting (13).
10. Install fitting (13) in junction box (4) with nut (12).

### NOTE

Firmly insert flat blade screwdriver in square hole to open spring in terminal. When fully inserted, screwdriver will lock in place and wire can be installed in terminal.

11. Install three wires (11), (10), and (9) on terminal (8).
12. Install three heat trace cable wires (7), (6), and (5) on terminal (8) (WP 0606).



13. Install rubber seal (3) and cover (2) on junction box (4) with four screws (1).

**END OF TASK**

**FOLLOW-ON MAINTENANCE**

Install heat trace thermostat (WP 0605)

**END OF TASK**

**END OF WORK PACKAGE**

---

**FIELD LEVEL MAINTENANCE**  
**HEAT TRACE THERMOSTAT REPLACEMENT**

---

**INITIAL SETUP:****Tools and Special Tools**

Tool Kit, General Mechanic's: Automotive  
(WP 0622, Item 27)

**References**

WP 0615, Fig. 181


**Materials/Parts**

Lockwasher (1)


**Equipment Conditions**

Pump house panel B removed (WP 0540)


---

**REMOVAL**

1. Remove screw (1), washer (2), lockwasher (3), clamp (4), and thermostat sensor bulb (5) from vehicle. Discard lockwasher.




2. Remove four screws (6), cover (7), and seal (8) from thermostat housing (9).




3. Remove screw (10) and clamp (11) from plate (12).
4. Remove clamp (11) from two wires (13) and (14).
5. Remove screw (15) and plate (12) from thermostat housing (9).






6. Remove two screws (16), metal strip (17), plastic wrap (18), and terminal block (19) from thermostat housing (9).
7. Remove plastic wrap (18) from terminal block (19).



**NOTE**

Tag and mark connectors prior to removal to ensure proper installation.

8. Remove two screws (20) and two connectors (21) and (22) from terminal block (19).



9. Remove wire harness (23) from thermostat housing (9).
10. Remove nut (24), washer (25), and thermostat housing (9) with thermostat bulb (5) from junction box (26).


#### END OF TASK

#### INSTALLATION


#### NOTE

Remove cover from thermostat housing before installing.


1. Install thermostat housing (9) with thermostat bulb (5) on junction box (26) with washer (25) and nut (24).
2. Install wire harness (23) in thermostat housing (9).




3. Install two connectors (22) and (21) on terminal block (19) with two screws (20).



4. Install plastic wrap (18) on terminal block (19).
5. Install terminal block (19) with plastic wrap (18) in thermostat housing (9) with metal strip (17) and two screws (16).



6. Install plate (12) in thermostat housing (9) with screw (15).
7. Install two wires (14) and (13) in clamp (11).
8. Install clamp (11) on plate (12) with screw (10).



9. Install seal (8) and cover (7) on thermostat housing (9) with four screws (6).
10. Install thermostat sensor bulb (5) on vehicle with clamp (4), lockwasher (3), washer (2), and screw (1).

**END OF TASK**

**FOLLOW-ON MAINTENANCE**

Install pump house panel B (WP 0540)

**END OF TASK**

**END OF WORK PACKAGE**



---

**FIELD LEVEL MAINTENANCE**  
**PIPING HEAT TRACE REPLACEMENT**

---

**INITIAL SETUP:****Tools and Special Tools**

Tool Kit, General Mechanic's: Automotive  
(WP 0622, Item 27)

**Materials/Parts**

Heat Trace 120 V (WP 0625, Item 27)  
Tags, Identification (WP 0625, Item 51)  
Tape, Heat Trace, Aluminum (WP 0625, Item 54)  
Tape, Heat Trace, Glass (WP 0625, Item 55)  
Ties, Cable, Plastic (WP 0625, Item 58)  
Lockwasher (3)

**Reference**

WP 0615, Fig. 181

**Equipment Conditions**

Water pump engine OFF (WP 0022)  
Engine OFF (TM 9-2320-347-10)  
Wheels chocked (TM 9-2320-347-10)

---


**REMOVAL**

 **CAUTION**

- **Do not cut heat trace cable when removing or installing. Damage to electrical wires in heat trace cable may occur.**
- **Do not bend heat trace cable to less than 1 in. (25.4 mm) radius. Damage to electrical wires in heat trace cable may occur.**

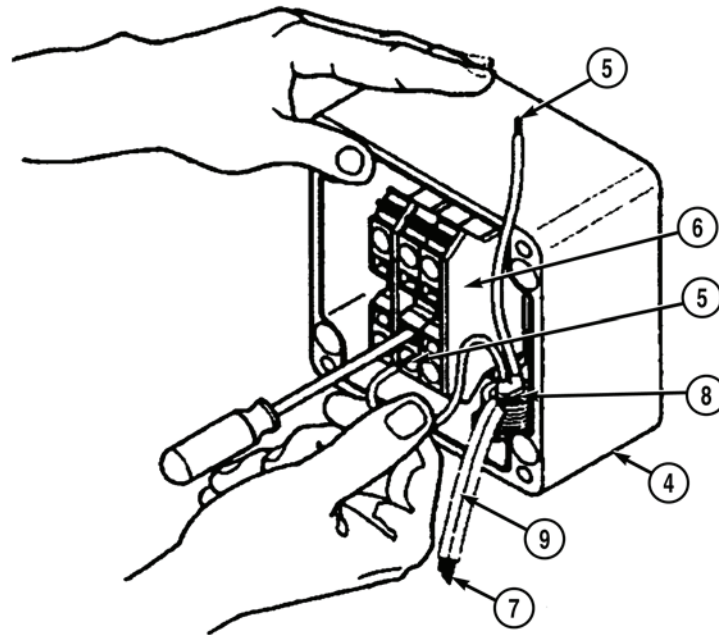
**NOTE**

- Access heat trace cable junction box in pump house.
- Pipe heat trace circuit starts at junction box and heat trace cable is taped to water pipes.
- Sections of heat trace cable can be replaced between splice connectors.
- Remove required panels to access heat trace cable to be replaced.
- Remove insulation from pipes to access heat trace cable.
- Remove cable ties as needed.
- Tag and mark wires prior to removal to ensure proper installation.
- Perform Steps (1) through (6) to remove heat trace cable from terminal in junction box.
- Use care when removing insulation. Do not cut heat trace cables.




1. Remove four screws (1), cover (2), and rubber seal (3) from junction box (4).

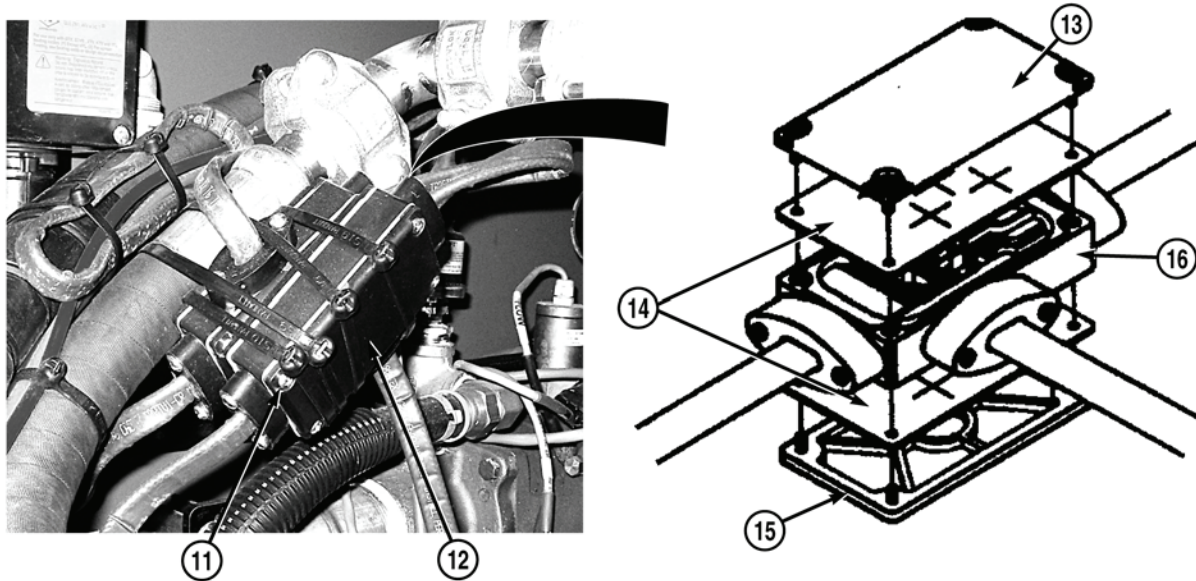


**NOTE**

- Tag and mark wires prior to removal to ensure proper installation.
  - Firmly insert a flat blade screwdriver in square hole to open spring in terminal. When fully inserted, screwdriver will lock in place and wire can be removed from terminal.
2. Remove two heat trace cable bus wires (5) from terminal (6).
  3. Remove heat trace braid (7) from terminal (6).
  4. Remove core sealer (8) from two heat trace cable bus wires (5).
  5. Remove tube (9) from heat trace braid (7).



6. Remove heat trace cable (10) from bottom of junction box (4).

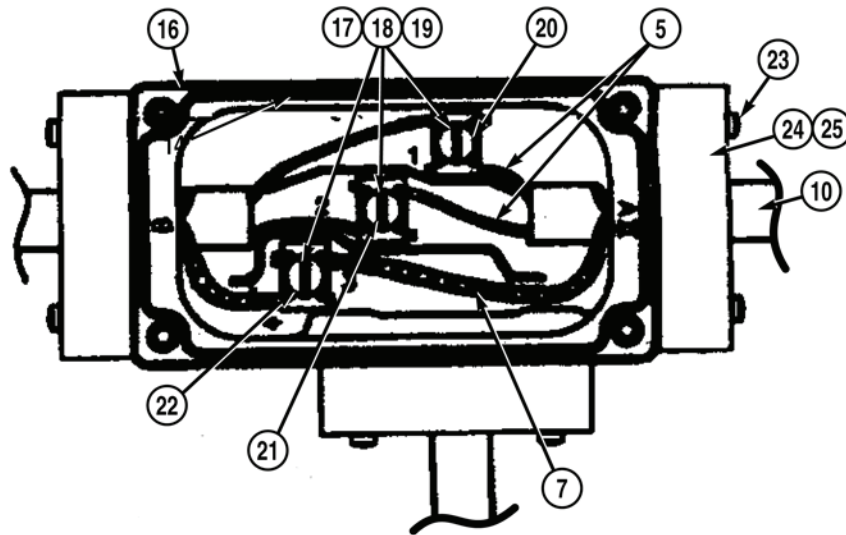


**NOTE**


- Perform Steps (7) through (13) to remove other end of heat trace cable from splice connector.
- Remove required insulation to access heat trace cable to be replaced.

7. Remove four screws (11) from splice connector (12).

8. Remove top cover (13), two gaskets (14), and bottom cover (15) from splice connector body (16).



9. Remove three screws (17), lockwashers (18), and clamps (19) from three blocks (20), (21), and (22). Discard lockwashers.
10. Remove two heat trace cable bus wires (5) from two blocks (20) and (21).
11. Remove heat trace braid (7) from block (22).
12. Remove two screws (23), pressure plate (24), grommet (25), and heat trace cable (10) from splice connector body (16).
13. Remove grommet (25) and pressure plate (24) from heat trace cable (10).

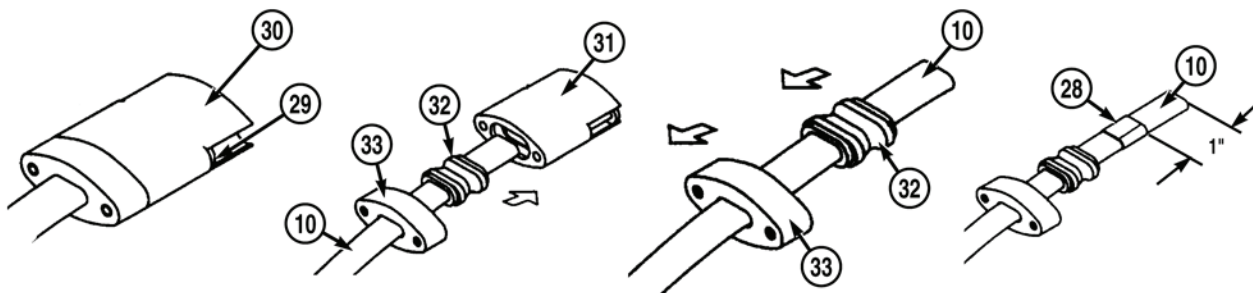


**NOTE**

- Repeat Steps (7) through (13) to remove other sections of heat trace cable between splice connectors.
- Perform Steps (14) and (15) to remove heat trace cable from pipes.

14. Remove aluminum tape (26) from heat trace cable (10) on both sides of pipe (27).

15. Remove glass tape (28) and heat trace cable (10) from both sides of pipe (27).



**NOTE**

Perform Steps (16) and (17) to remove heat trace cable from end seal.

16. Remove two screws (29) from end seal (30).

17. Remove end seal body (31), grommet (32), and pressure plate (33) from heat trace cable (10).

**END OF TASK**

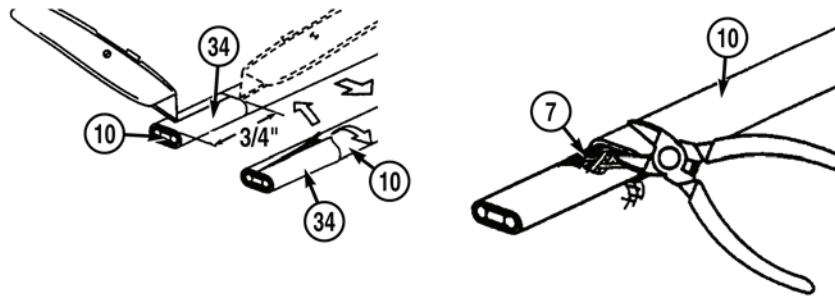
## INSTALLATION

**WARNING**

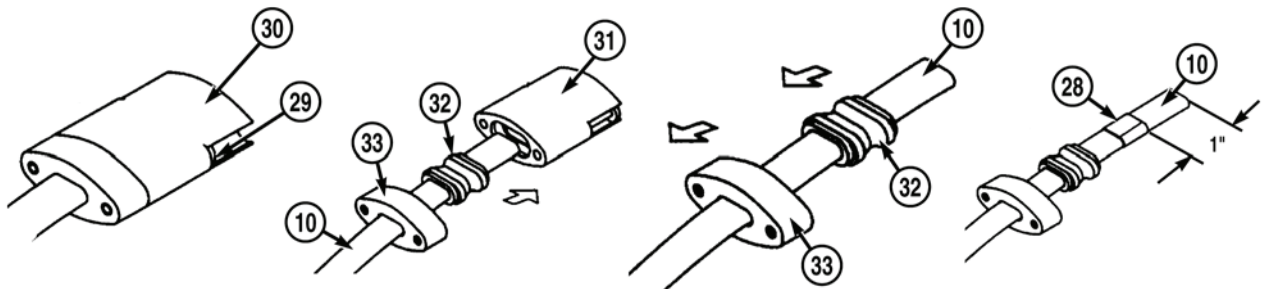
**Fire and shock hazard. This heat-tracing system must be installed correctly to ensure proper operation and to prevent shock and fire.**

**NOTE**


- Install cable ties as needed.
  - Perform Steps (1) through (7) to install heat trace cable in end seal.
1. Slide pressure plate (33) and grommet (32) on heat trace cable (10).
  2. Apply three wraps of glass tape (28) 1 in. (25.4 mm) from end of heat trace cable (10).



3. Lightly score outer jacket (34) with utility knife 0.75 in. (19 mm) from end of heat trace cable (10).
4. Bend heat trace cable (10) to break outer jacket (34) at score.
5. Remove exposed heat trace braid (7) from heat trace cable (10).



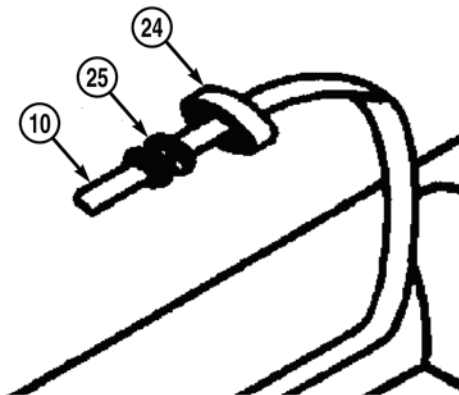
6. Push heat trace cable (10) completely in end seal body (31).
7. Seat grommet (32) and tighten two screws (29) to tighten pressure plate (33).



### NOTE

Perform Steps (8) and (9) to install heat trace cable on pipe. Allow extra heat trace cable for connecting to splice connectors.

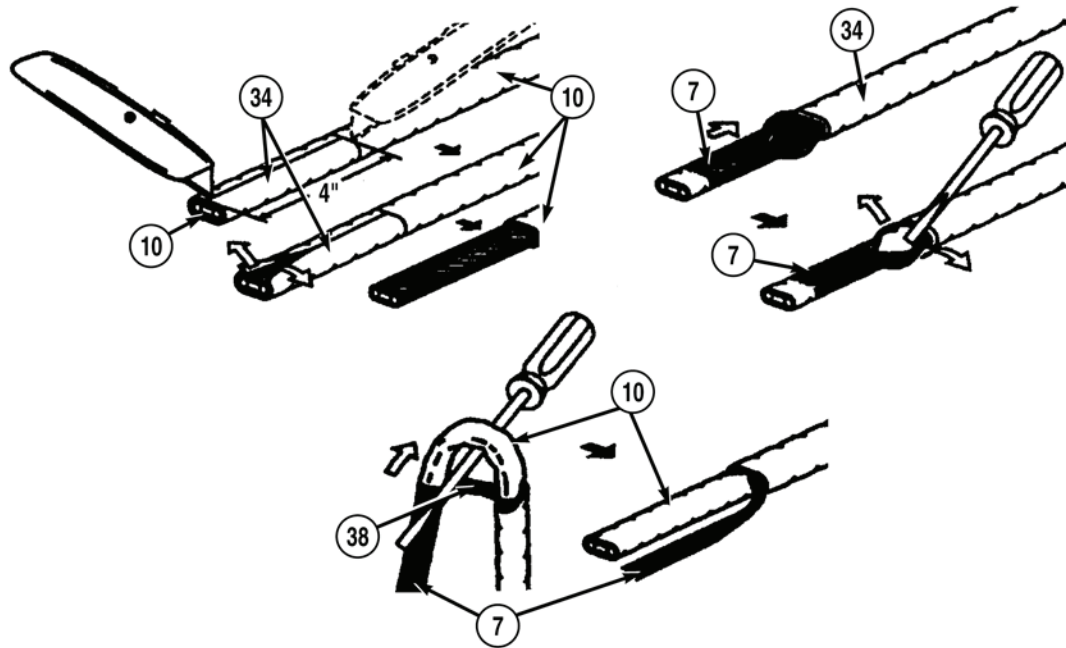
8. Install heat trace cable (10) on both sides of pipe (27) with glass tape (28).
9. Install aluminum tape (26) over heat trace cable (10) and pipe (27).



### NOTE

Perform Steps (10) through (30) to install heat trace cable to splice connectors.

10. Slide pressure plate (24) and grommet (25) on heat trace cable (10).



**⚠ CAUTION**

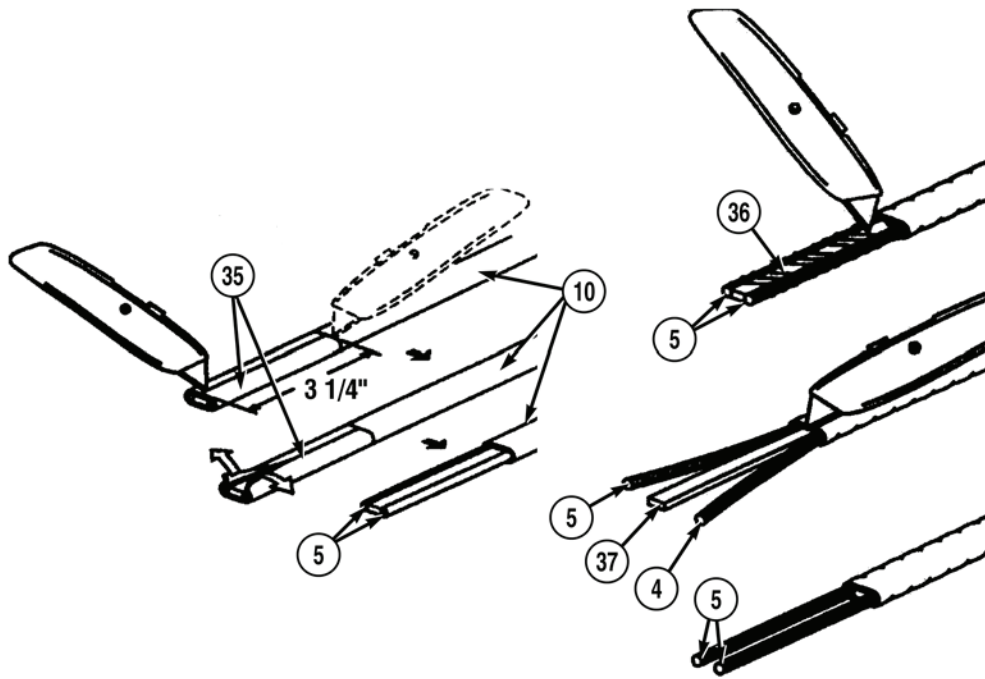
**Do not cut braid when scoring outer jacket. Damage to heat trace cable may occur if braid is cut.**

11. Lightly score outer jacket (34) with utility knife 4 in. (101.6 mm) from end of heat trace cable (10).
12. Bend heat trace cable (10) to break outer jacket (34) at score.
13. Push heat trace braid (7) back toward outer jacket (34) to create a pucker.
14. Open heat trace braid (7) at pucker using screwdriver.
15. Bend heat trace cable (10) and work it through opening in heat trace braid (7).

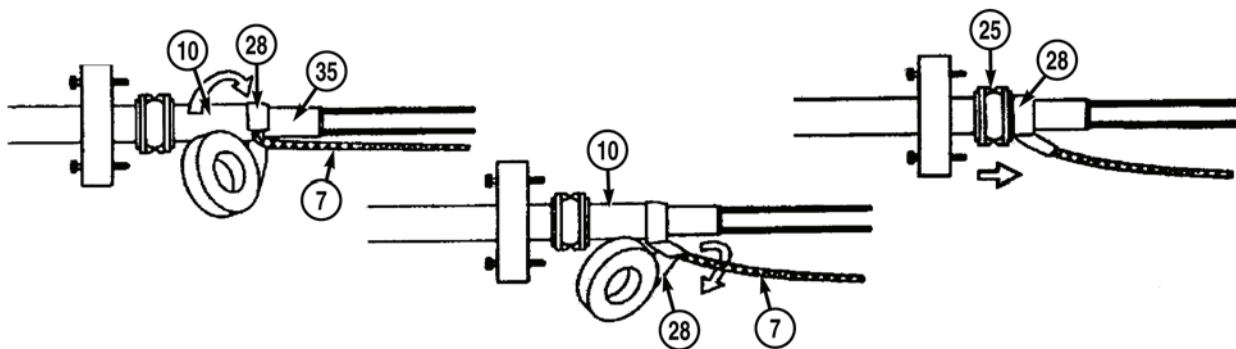
**⚠ CAUTION**

**Do not cut wires. Damage to heat trace cable may occur.**

16. Pull heat trace braid (7) tight to make a pigtail.

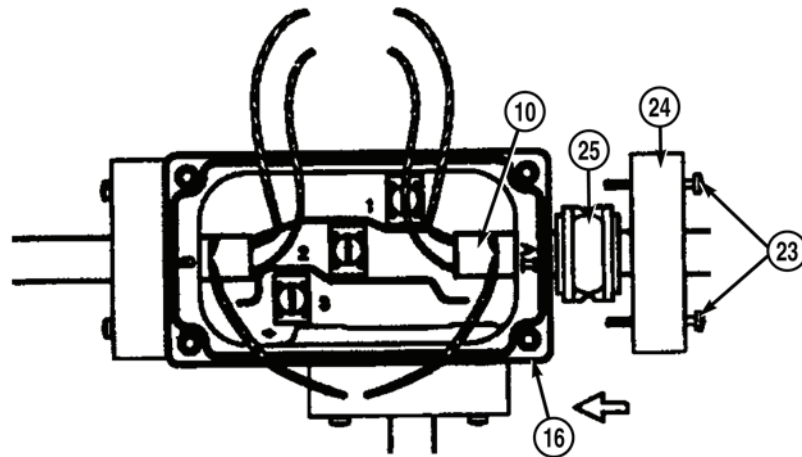


17. Lightly score inner jacket (35) 3.25 in. (82.5 mm) back from end of heat trace cable (10).
18. Peel off inner jacket (35) from two heat trace cable bus wires (5).
19. Cut and remove all fiber strands (36) from two heat trace cable bus wires (5).
20. Score center spacer (37) with utility knife and remove.
21. Clean heat trace cable bus wires (5).

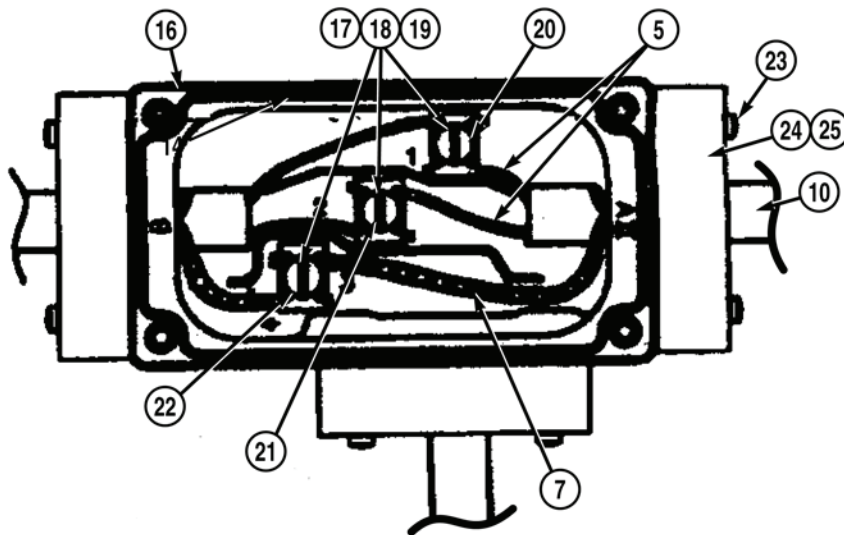


22. Hold heat trace braid (7) pigtail against inner jacket (35), and wrap glass tape (28) three times around heat trace cable (10) and heat trace braid (7).
23. Separate heat trace braid (7) from heat trace cable (10), and wrap glass tape (28) two times around heat trace braid (7).
24. Slide grommet (25) to edge of glass tape (28).





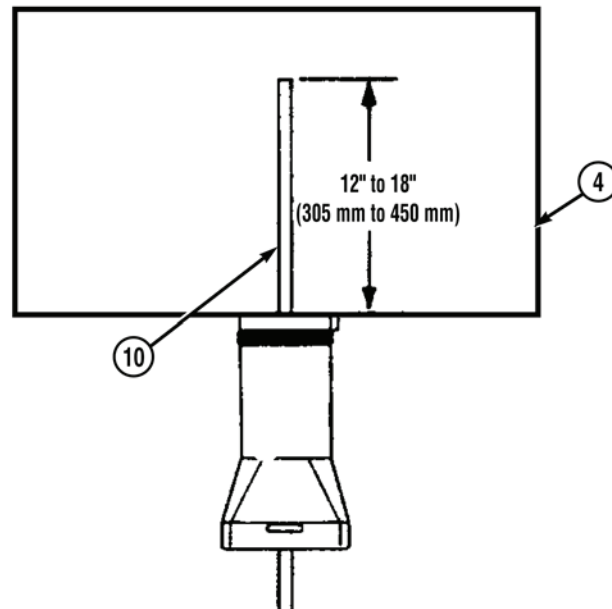
25. Install heat trace cable (10) and grommet (25) in splice connector body (16).
26. Seat grommet (25) in splice connector body (16).
27. Install pressure plate (24) on splice connector body (16) with two screws (23).



**NOTE**

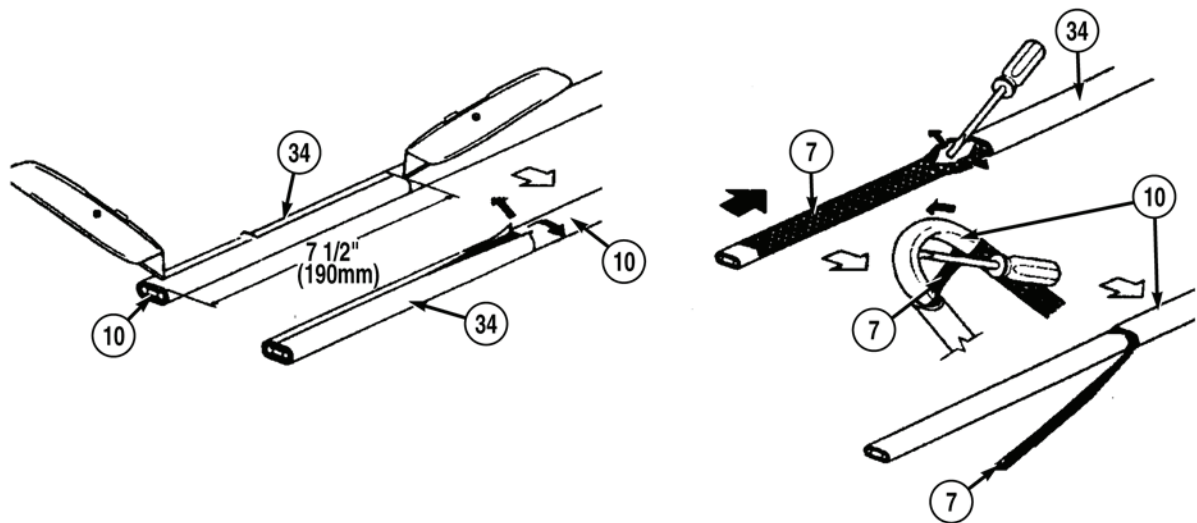
Trim all extra lengths of wire and any loose braid after installing wires in splice connector body.

28. Install one heat trace cable bus wire (5) on block (20) with clamp (19), lockwasher (18), and screw (17).
29. Install one heat trace cable bus wire (5) on block (21) with clamp (19), lockwasher (18), and screw (17).
30. Install heat trace braid (7) on block (22) with clamp (19), lockwasher (18), and screw (17).
31. Install bottom cover (15), two gaskets (14), and top cover (13) on splice connector body (16) with four screws (11).

**NOTE**

Perform Steps (31) through (54) to install heat trace cable to terminal in junction box.  
Allow approximately 24 in. (610 mm) of heat trace cable for installation in junction box.

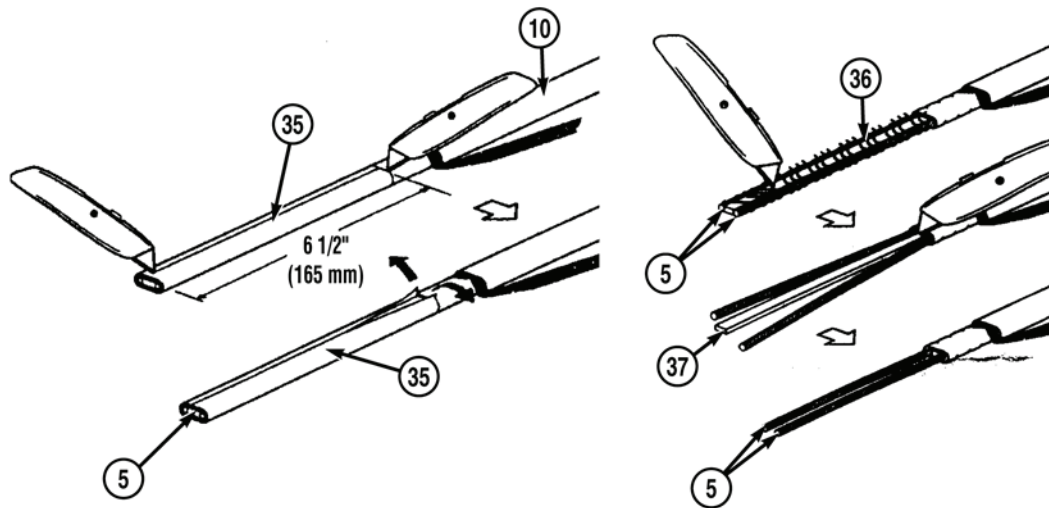
32. Cut off end of heat trace cable (10) at 45 degrees.
33. Push 12 to 18 in. (30 to 457 mm) of heat trace cable (10) through bottom of junction box (4).
34. Cut off end of heat trace cable (10) at 90 degrees to square off cable.



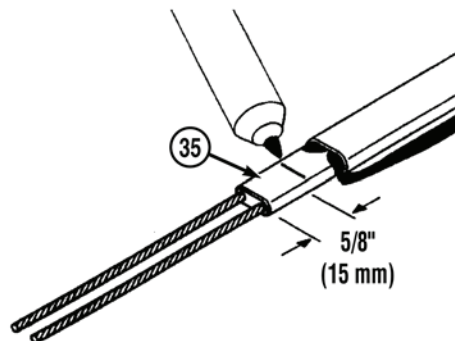
**⚠ CAUTION**

**Do not cut braid when scoring outer jacket. Damage to heat trace cable may occur if braid is cut.**


35. Lightly score outer jacket (34) with utility knife 7.5 in. (190 mm) from end of heat trace cable (10).
36. Bend heat trace cable (10) to break outer jacket (34) at score.
37. Push heat trace braid (7) back toward outer jacket (34) to create a pucker.
38. Open heat trace braid (7) at pucker with screwdriver.
39. Bend heat trace cable (10) and work heat trace cable (10) through opening in heat trace braid (7).
40. Pull heat trace braid (7) straight to make pigtail.



41. Lightly score inner jacket (35) 6.5 in. (165 mm) back from end of heat trace cable (10).
42. Peel off inner jacket (35) from heat trace cable bus wires (5).
43. Cut and remove all fiber strands (36) from two heat trace cable bus wires (5).
44. Score center spacer (37) with utility knife and remove.
45. Clean heat trace cable bus wires (5).



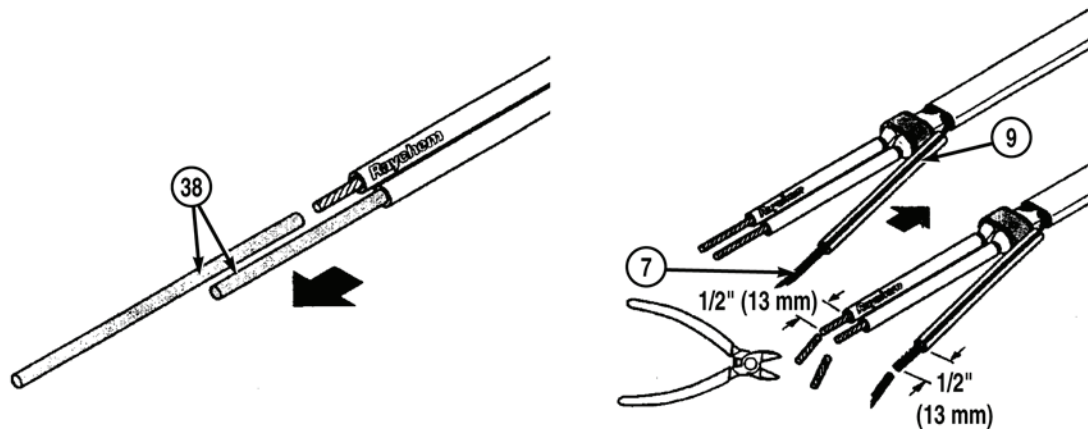
46. Mark inner jacket (35) 5/8 in. (15 mm) back from end of inner jacket (35).




### NOTE

It may be necessary to re-twist and straighten bus wires.

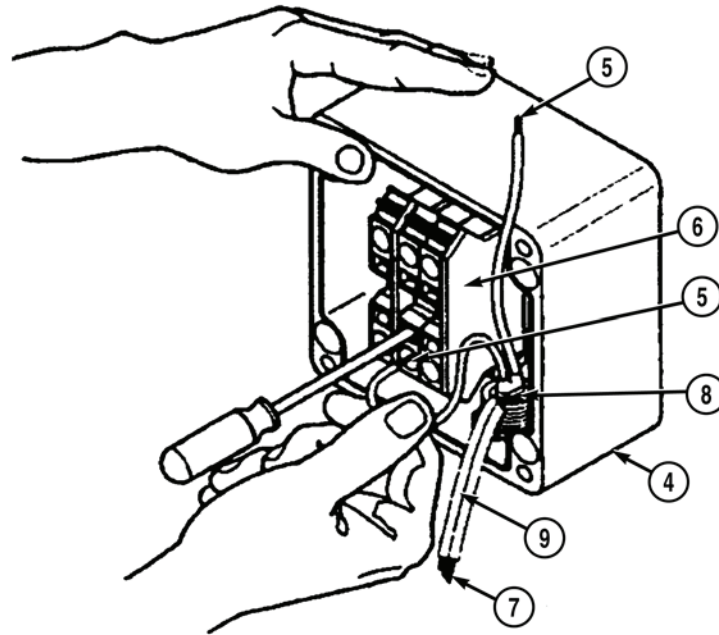
47. Insert heat trace cable bus wires (5) in guide tubes (38).
48. Push core sealer (8) on heat trace cable (10) to mark made in Step (46).



49. Remove guide tubes (38) and discard.
50. Slip tube (9) on heat trace braid (7). Heat shrinking is not required.
51. Trim heat trace cable bus wires (5) and braid (7) so there is 0.5 in. (13 mm) of exposed wire and heat trace braid.



52. Pull heat trace cable (10) back so core sealer (8) is seated in bottom of junction box (4).

**NOTE**

Firmly insert a flat blade screwdriver in square hole to open spring in terminal. When fully inserted, screwdriver will lock in place and wire can be removed from terminal.

53. Install heat trace braid (7) to terminal (6) in location noted.
54. Install heat trace cable bus wires (5) to terminal (6) in location noted.
55. Install rubber seal (3) and cover (2) on junction box (4) with four screws (1).

**END OF TASK**

**FOLLOW-ON MAINTENANCE**

Remove wheel chocks (TM 9-2320-347-10)

**END OF TASK**

**END OF WORK PACKAGE**





---

**FIELD LEVEL MAINTENANCE**  
**PLUMBING INSULATION REPLACEMENT**

---

**INITIAL SETUP:****Tools and Special Tools**


Tool Kit, General Mechanic's: Automotive  
(WP 0622, Item 27)

**Materials/Parts**

Adhesive, Armacell 520 (WP 0625, Item 1)  
Insulation, Armacell, Armaflex  
(WP 0625, Item 29)

**Equipment Conditions**

Water pump engine OFF (WP 0022)  
Engine OFF (TM 9-2320-347-10)  
Wheels chocked (TM 9-2320-347-10)

**REMOVAL**

 **CAUTION**

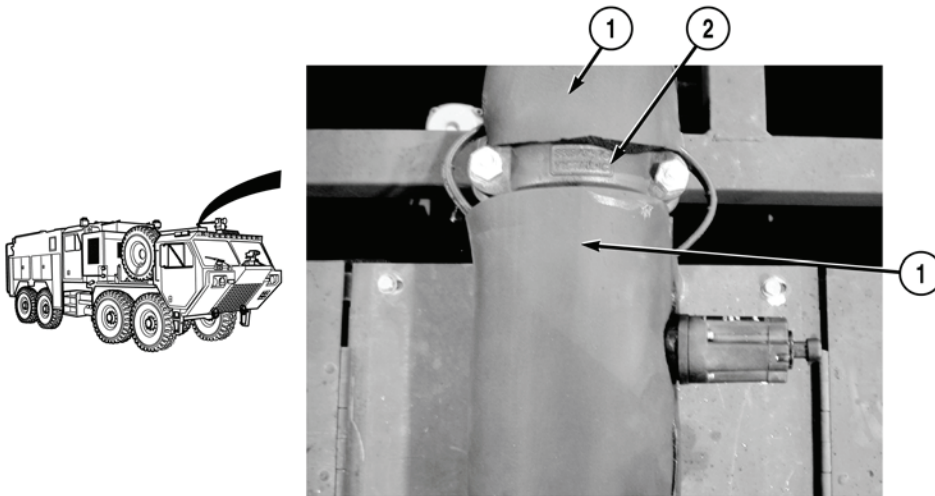
**Do not cut heat tape when removing insulation from plumbing. Damage to electrical wires in heat tape may occur.**

**NOTE**

- If reusing original insulation, do not cut along glued seam when cutting insulation off of plumbing.
- Use a very sharp long blade knife to cut insulation.
- Make long strokes with knife for best results.
- The cut must be clean and not ragged for best results when gluing back together.

1. Cut insulation (1) with knife.
2. Remove insulation (1) from plumbing (2).

**END OF TASK**

**INSTALLATION**

1. Install insulation (1) around plumbing (2).
2. Apply adhesive to both surfaces of insulation (1). Allow no more than ten minutes for adhesive to get tacky.
3. Connect glued edges of insulation (1) together and hold for three to five minutes.

**END OF TASK****FOLLOW-ON MAINTENANCE**

Remove wheel chocks (TM 9-2320-347-10)

**END OF TASK****END OF WORK PACKAGE**

---

**FIELD LEVEL MAINTENANCE**  
**ILLUSTRATED LIST OF MANUFACTURED ITEMS**

---

**SCOPE**

This work package includes complete instructions for making items authorized to be manufactured or fabricated at the field level.

**HOW TO USE THE INDEX OF MANUFACTURED ITEMS**

A part number index in alphanumeric order is provided for cross referencing the part number of the item to be manufactured to the page which covers fabrication criteria.

**EXPLANATION OF THE ILLUSTRATIONS OF MANUFACTURED ITEMS**

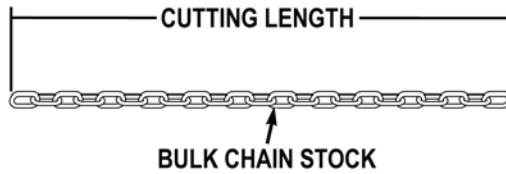
All instructions needed by maintenance personnel to manufacture the item are included on the illustrations. All bulk materials needed for manufacture of an item are listed by part number or specification number in a tabular list of the illustration.

**MANUFACTURED ITEMS PART NUMBER INDEX**

| <b>ITEM</b> | <b>PART NUMBER</b> | <b>DESCRIPTION</b>   |
|-------------|--------------------|----------------------|
| <b>a.</b>   | 1394510-26         | Chain                |
| <b>b.</b>   |                    | Water Pump Guide Pin |

**ILLUSTRATED LIST OF MANUFACTURED ITEMS**

**a. Chains.**




- (1) Fabricate from bulk chain stock listed in the table below.
- (2) Using hacksaw or suitable cutting device, cut chain to length required listed in the table below.

**Table 1. Chain.**

| Chain/Assembly Part Number | Bulk Chain Part Number | Cutoff Length Inches (mm) |
|----------------------------|------------------------|---------------------------|
| 1394510-26                 | 031-0424               | 26 in. (660.4 mm)         |

**b. Water Pump Guide Pin.**



- (1) Fabricate from 3 in. M10 x 1.50 x 90 mm screws.
- (2) Cut off head of three screws.
- (3) Grind 30 degree chamfer on end of shank.

**END OF WORK PACKAGE**

---

**FIELD LEVEL MAINTENANCE****TORQUE LIMITS**

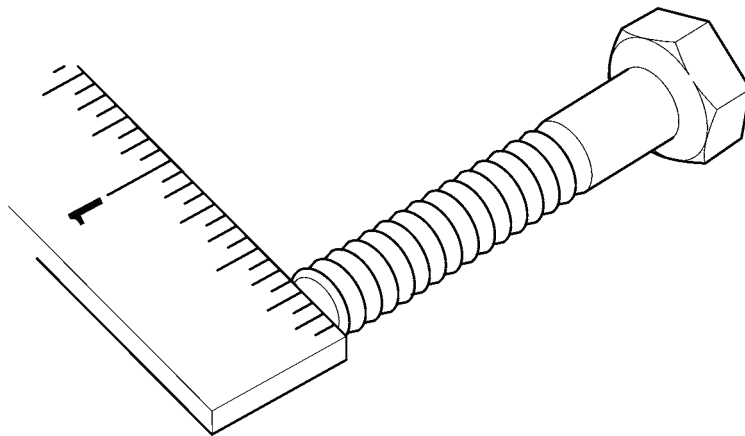
---

**SCOPE**

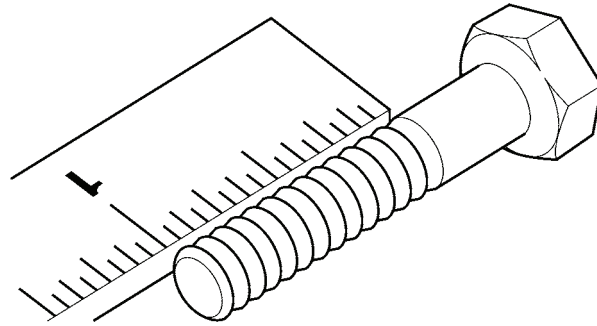
This section provides general torque limits for the screws, hoses, and fittings used on the vehicle. Special torque limits are listed in the maintenance procedures for applicable components. The general torque limits given in this work package shall be used when specific torque limits are not indicated in the maintenance procedure. These general torque limits cannot be applied to screws that retain rubber components. The rubber components will be damaged before the torque limit is reached. If a special torque limit is not given in the maintenance instructions, tighten the screw or nut until it touches the metal bracket then tighten it one more turn.

**TORQUE LIMITS**

Table 1 lists the torque limits for wet flange nuts. Table 2 lists the torque limits for wet socket head capscrews. Table 3 lists torque limits for dry fasteners. Dry torque limits are used on screws that do not have high pressure lubricants applied to the threads. Table 4 lists torque limits for wet fasteners. Wet torque limits are used on screws that have high pressure lubricants applied to the threads. Table 5 lists the torque limits for SAE 37-degree flare hose connections. Table 6 lists the torque limits for SAE 45-degree flare hose connections. Table 7 lists the torque limits for ORS preformed packing face seal hose connections. Table 8 lists the torque limits for NPSM swivel connections.

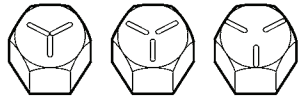
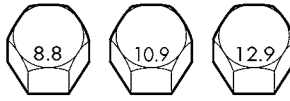
**HOW TO USE TORQUE TABLES****a. Screws and Nuts.**

1. Measure the diameter of the screw you are installing with a ruler.



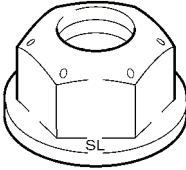
2. Measure out one inch with a ruler and count the number of threads per inch.
3. Under the heading SIZE, look down the left-hand column until you find the diameter of the screw you are installing (there will usually be two lines beginning with the same size).
4. In the second column under SIZE, find the number of threads per inch that matches the number of threads per inch you counted in Step (2). (Not required for metric screws).

**CAPSCREW HEAD MARKINGS**

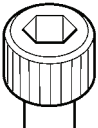
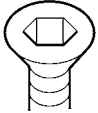
|   |  |
|---|--|
| <p>Manufacturer's marks may vary. These are all SAE Grade 5 (3-line).</p>           | <p>Metric screws are of three grades: 8.8, 10.9, &amp; 12.9. Manufacturer's marks &amp; Grades appear on the screw head.</p> |
|  |    |
| <p><b>STANDARD</b></p>  | <p><b>METRIC</b></p>   |

5. To find the grade screw you are installing, match the markings on the head with the correct picture of CAPSCREW HEAD MARKINGS on the torque table.
6. Look down the column under the picture you found in Step (5) until you find the torque limit (lb-ft or N•m) for the diameter and threads per inch of the screw you are installing.
7. Use wet torque values.

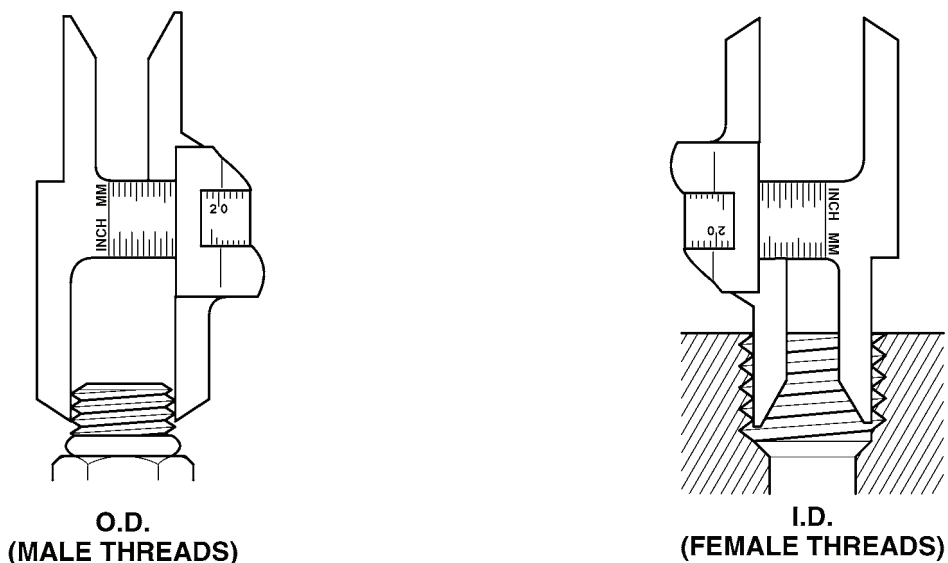
**Table 1. Torque Limits for Wet Flange Nuts.**

| SPIRALOCK FLANGE NUT<br>MARKINGS GRADE 8  | DIAMETER |       | THREADS<br>PER INCH | TORQUE |     |
|---|----------|-------|---------------------|--------|-----|
|   | in.      | mm    |                     | lb-ft  | N•m |
|  | 1/4      | 6.35  | 20                  | 15     | 20  |
|   | 5/16     | 7.94  | 18                  | 25     | 34  |
|   | 3/8      | 9.53  | 16                  | 45     | 61  |
|   | 1/2      | 12.70 | 13                  | 110    | 149 |
|   | 5/8      | 15.87 | 11                  | 210    | 285 |
|   | 3/4      | 19.05 | 10                  | 375    | 508 |

**Table 2. Torque Limits for Wet Socket Head Capscrews.**

|  | TORQUE IN LB-FT (CAPSCREWS) LUBED |                 |             |
|---|-----------------------------------|-----------------|-------------|
|   | SIZE                              | SOC HD OR 12 PT | SOC FLAT HD |
|   | SOC HEAD/12 PT.                   | .10-24          | 55          |
|  | .25-20                            | 12              | 6           |
|   | .31-18                            | 25              | 12          |
|   | .38-16                            | 44              | 22          |
|   | .50-13                            | 70              | 36          |
|   | .56-12                            | 106             | 53          |
|   | .62-11                            | 212             | 106         |
|   | .75-10                            | 375             | 187         |
| 1.00-8  | 781                               |                 |             |

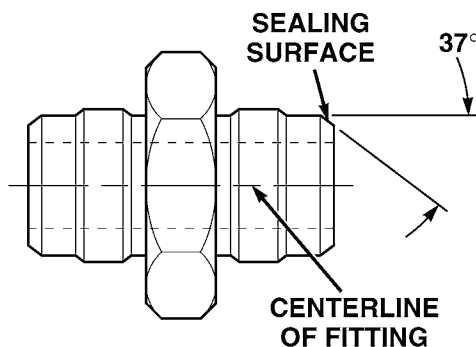
**b. Hoses and Fittings.**



**NOTE**

Most fluid piping system sizes are measured by dash numbers. These are universally used abbreviations for the size of the component expressed as the numerator of the fraction with the denominator always being 16. For example, a -04 port is 4/16 or 1/4-inch. Dash numbers are usually nominal (in name only) and are abbreviations that make ordering of components easier.

1. Measure the I.D./O.D. diameter with a caliper as shown.
2. Under the heading MALE THREAD O.D. and FEMALE THREAD I.D., match the measurements with the row in table to determine proper torque.



3. To find the sealing surface angle, use a protractor and measure the sealing surface parallel to the centerline of the fitting.



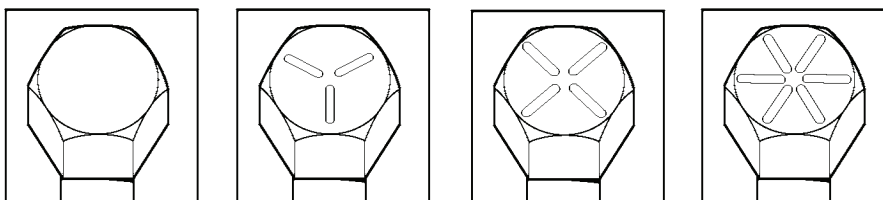
**Table 3. Torque Limits for Dry Fasteners.**

| SIZE        |                  |              | TORQUE          |               |                 |               |                      |               |                 |               |
|-------------|------------------|--------------|-----------------|---------------|-----------------|---------------|----------------------|---------------|-----------------|---------------|
|             |                  |              | SAE GRADE NO. 2 |               | SAE GRADE NO. 5 |               | SAE GRADE NO. 6 or 7 |               | SAE GRADE NO. 8 |               |
| DIA. INCHES | THREADS PER INCH | MILLI-METERS | POUNDS FEET     | NEWTON METERS | POUNDS FEET     | NEWTON METERS | POUNDS FEET          | NEWTON METERS | POUNDS FEET     | NEWTON METERS |
| 1/4         | 20               | 6.35         | 5               | 7             | 8               | 11            | 12                   | 14            | 12              | 16            |
| 1/4         | 28               | 6.35         | 6               | 9             | 10              | 14            | 12                   | 16            | 14              | 19            |
| 5/16        | 18               | 7.94         | 11              | 15            | 17              | 23            | 21                   | 28            | 25              | 34            |
| 5/16        | 24               | 7.94         | 12              | 16            | 19              | 26            | 24                   | 33            | 25              | 34            |
| 3/8         | 16               | 9.53         | 20              | 27            | 30              | 41            | 40                   | 54            | 45              | 61            |
| 3/8         | 24               | 9.53         | 23              | 31            | 35              | 47            | 45                   | 61            | 50              | 68            |
| 7/16        | 14               | 11.11        | 30              | 41            | 50              | 68            | 60                   | 81            | 70              | 95            |
| 7/16        | 20               |              | 35              | 47            | 55              | 75            | 70                   | 95            | 80              | 108           |
| 1/2         | 13               | 12.70        | 50              | 68            | 75              | 102           | 95                   | 129           | 110             | 149           |
| 1/2         | 20               |              | 55              | 75            | 90              | 122           | 100                  | 136           | 120             | 163           |
| 9/16        | 12               | 14.29        | 65              | 88            | 110             | 149           | 135                  | 183           | 150             | 203           |
| 9/16        | 12               |              | 75              | 102           | 120             | 163           | 150                  | 203           | 170             | 231           |
| 5/8         | 11               | 15.88        | 90              | 122           | 150             | 203           | 190                  | 258           | 220             | 298           |
| 5/8         | 18               |              | 100             | 136           | 180             | 244           | 210                  | 285           | 240             | 325           |
| 3/4         | 10               | 19.05        | 160             | 217           | 260             | 353           | 320                  | 434           | 380             | 515           |
| 3/4         | 16               |              | 180             | 244           | 300             | 407           | 360                  | 488           | 420             | 570           |
| 7/8         | 9                | 22.23        | 140             | 190           | 400             | 542           | 520                  | 705           | 600             | 814           |
| 7/8         | 14               |              | 155             | 210           | 440             | 597           | 580                  | 786           | 660             | 895           |
| 1           | 8                | 25.40        | 220             | 298           | 580             | 786           | 800                  | 1085          | 900             | 1220          |
| 1           | 12               |              | 240             | 325           | 640             | 868           | 860                  | 1166          | 1000            | 1356          |
| 1-1/8       | 7                | 25.58        | 300             | 407           | 800             | 1085          | 1120                 | 1519          | 1280            | 1736          |
| 1-1/8       | 12               |              | 340             | 461           | 880             | 1193          | 1260                 | 1709          | 1440            | 1953          |
| 1-1/4       | 7                | 31.75        | 420             | 570           | 1120            | 1519          | 1580                 | 2142          | 1820            | 2468          |
| 1-1/4       | 12               |              | 460             | 624           | 1240            | 1681          | 1760                 | 2387          | 2000            | 2712          |
| 1-3/8       | 6                | 34.93        | 560             | 759           | 1460            | 1980          | 2080                 | 2820          | 2380            | 3227          |
| 1-3/8       | 12               |              | 640             | 868           | 1680            | 2278          | 2380                 | 3227          | 2720            | 3688          |
| 1-1/2       | 6                | 38.10        | 740             | 1003          | 1940            | 2631          | 2780                 | 3770          | 3160            | 4285          |
| 1-1/2       | 12               |              | 840             | 1139          | 2200            | 2983          | 3100                 | 4204          | 3560            | 4827          |

**CAPSCREW HEAD MARKINGS**

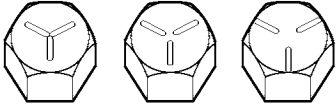


Manufacturer's marks may vary. These are all SAE Grade 5 (3-line).

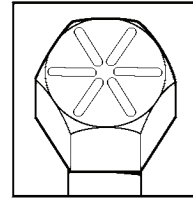
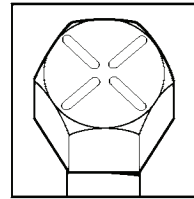
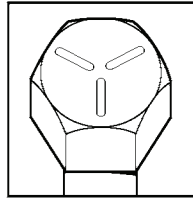
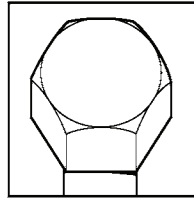


**Table 4. Torque Limits for Wet Fasteners.**

**CAPSCREW HEAD MARKINGS**

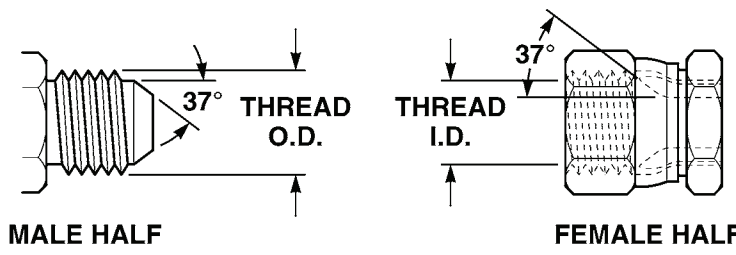


Manufacturer's marks may vary.  
These are all SAE Grade 5 (3-line).



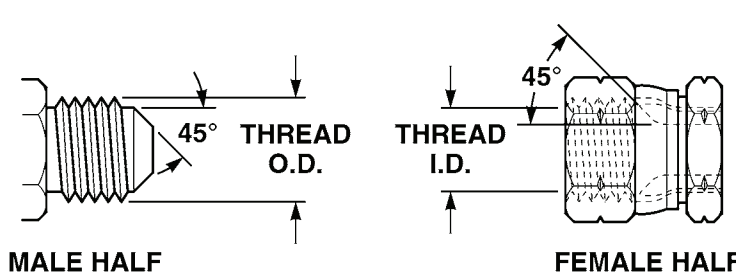
| SIZE        |                  |              | TORQUE          |               |                 |               |                      |               |                 |               |
|-------------|------------------|--------------|-----------------|---------------|-----------------|---------------|----------------------|---------------|-----------------|---------------|
|             |                  |              | SAE GRADE NO. 2 |               | SAE GRADE NO. 5 |               | SAE GRADE NO. 6 or 7 |               | SAE GRADE NO. 8 |               |
| DIA. INCHES | THREADS PER INCH | MILLI-METERS | POUNDS FEET     | NEWTON METERS | POUNDS FEET     | NEWTON METERS | POUNDS FEET          | NEWTON METERS | POUNDS FEET     | NEWTON METERS |
| 1/4         | 20               | 6.35         | 4               | 6             | 6               | 8             | 8                    | 11            | 9               | 12            |
| 1/4         | 28               | 6.35         | 5               | 7             | 7               | 9             | 9                    | 12            | 10              | 14            |
| 5/16        | 18               | 7.94         | 8               | 11            | 13              | 18            | 16                   | 22            | 18              | 24            |
| 5/16        | 24               | 7.94         | 9               | 12            | 14              | 19            | 18                   | 24            | 20              | 27            |
| 3/8         | 16               | 9.53         | 15              | 20            | 23              | 31            | 30                   | 41            | 35              | 47            |
| 3/8         | 24               | 9.53         | 17              | 23            | 25              | 34            | 30                   | 41            | 35              | 47            |
| 7/16        | 14               | 11.11        | 24              | 33            | 35              | 47            | 45                   | 61            | 55              | 75            |
| 7/16        | 20               |              | 25              | 34            | 40              | 54            | 50                   | 68            | 60              | 81            |
| 1/2         | 13               | 12.70        | 35              | 47            | 55              | 75            | 70                   | 95            | 80              | 108           |
| 1/2         | 20               |              | 40              | 54            | 65              | 88            | 80                   | 108           | 90              | 122           |
| 9/16        | 12               | 14.29        | 50              | 68            | 80              | 108           | 100                  | 136           | 110             | 149           |
| 9/16        | 12               |              | 55              | 75            | 90              | 122           | 110                  | 149           | 130             | 176           |
| 5/8         | 11               | 15.88        | 70              | 95            | 110             | 149           | 140                  | 190           | 170             | 231           |
| 5/8         | 18               |              | 80              | 108           | 130             | 176           | 160                  | 218           | 180             | 244           |
| 3/4         | 10               | 19.05        | 120             | 163           | 200             | 271           | 240                  | 325           | 280             | 380           |
| 3/4         | 16               |              | 140             | 190           | 220             | 298           | 280                  | 380           | 320             | 434           |
| 7/8         | 9                | 22.23        | 110             | 149           | 300             | 407           | 400                  | 542           | 460             | 624           |
| 7/8         | 14               |              | 120             | 163           | 320             | 434           | 440                  | 597           | 500             | 678           |
| 1           | 8                | 25.40        | 160             | 217           | 440             | 597           | 600                  | 814           | 680             | 922           |
| 1           | 12               |              | 170             | 231           | 480             | 651           | 660                  | 895           | 740             | 1003          |
| 1-1/8       | 7                | 25.58        | 220             | 298           | 600             | 814           | 840                  | 1139          | 960             | 1320          |
| 1-1/8       | 12               |              | 260             | 353           | 660             | 895           | 940                  | 1275          | 1080            | 1464          |
| 1-1/4       | 7                | 31.75        | 320             | 434           | 840             | 1139          | 1100                 | 1492          | 1360            | 1844          |
| 1-1/4       | 12               |              | 360             | 488           | 920             | 1248          | 1320                 | 1709          | 1500            | 2034          |
| 1-3/8       | 6                | 34.93        | 420             | 570           | 1100            | 1492          | 1560                 | 2115          | 1780            | 2414          |
| 1-3/8       | 12               |              | 460             | 624           | 1260            | 1709          | 1780                 | 2414          | 2040            | 2776          |
| 1-1/2       | 6                | 38.10        | 560             | 760           | 1460            | 1980          | 2080                 | 2820          | 2360            | 3200          |
| 1-1/2       | 12               |              | 620             | 841           | 1640            | 2224          | 2320                 | 3146          | 2660            | 3607          |

**Table 5. Torque Limits for SAE 37-Degree Flare Hose Connections.**



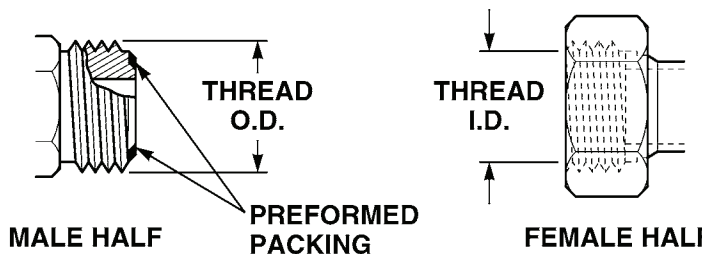
| INCH SIZE | DASH NO. | THREAD SIZE | TORQUE LB-FT | TORQUE N•M |
|-----------|----------|-------------|--------------|------------|
| 1/4       | 04       | 7/16 - 20   | 11-12        | 15-16      |
| 3/8       | 06       | 9/16 - 18   | 18-21        | 24-28      |
| 1/2       | 08       | 3/4 - 16    | 26-39        | 49-53      |
| 5/8       | 10       | 7/8 - 14    | 57-62        | 77-84      |
| 3/4       | 12       | 1-1/16 - 12 | 79-87        | 107-118    |
| 7/8       | 14       | 1-3/16 - 12 | 83-91        | 113-123    |
| 1         | 16       | 1-5/16 - 12 | 108-113      | 146-153    |
| 1-1/4     | 20       | 1-5/8 - 12  | 127-133      | 172-180    |
| 1-1/2     | 24       | 1-7/8 - 12  | 158-167      | 214-224    |
| 2         | 32       | 2-1/2 - 12  | 245-258      | 332-350    |

**Table 6. Torque Limits for SAE 45-Degree Flare Hose Connections.**



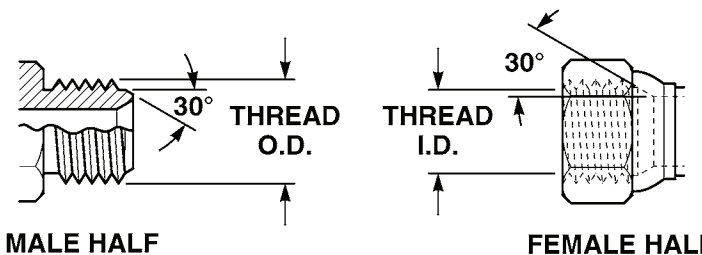
| INCH SIZE | DASH NO. | THREAD SIZE | TORQUE LB-FT | TORQUE N•M |
|-----------|----------|-------------|--------------|------------|
| 1/4       | 04       | 7/16 - 20   | 8-9          | 11-12      |
| 3/8       | 06       | 5/8 - 18    | 18-20        | 24-27      |
| 1/2       | 08       | 3/4 - 16    | 36-38        | 49-51      |
| 5/8       | 10       | 7/8 - 14    | 52-54        | 70-73      |
| 3/4       | 12       | 1-1/16 - 14 | 71-74        | 97-100     |

**Table 7. Torque Limits for ORS Preformed Packing Face Seal Hose Connections.**



| INCH SIZE | DASH NO. | THREAD SIZE  | TORQUE LB-FT | TORQUE N•M |
|-----------|----------|--------------|--------------|------------|
| 1/4       | 04       | 9/16 - 18    | 10-12        | 14-16      |
| 3/8       | 06       | 11/16 - 16   | 18-20        | 24-27      |
| 1/2       | 08       | 13/16 - 16   | 32-35        | 43-47      |
| 5/8       | 10       | 1 - 14       | 46-50        | 62-68      |
| 3/4       | 12       | 1-3/16 - 12  | 65-70        | 88-95      |
| 1         | 16       | 1-7/16 - 12  | 108-113      | 146-153    |
| 1-1/4     | 20       | 1-11/16 - 12 | 127-133      | 172-180    |
| 1-1/2     | 24       | 2 - 12       | 158-167      | 214-226    |

**Table 8. Torque Limits for NPSM Swivel Connections.**



| INCH SIZE | DASH NO. | THREAD SIZE    | TORQUE LB-FT | TORQUE N•M |
|-----------|----------|----------------|--------------|------------|
| 1/8       | 02       | 1/8 - 27       | 3-4          | 4-5        |
| 1/4       | 04       | 1/4 - 18       | 10-11        | 14-15      |
| 3/8       | 06       | 3/8 - 18       | 16-18        | 22-24      |
| 1/2       | 08       | 1/2 - 14       | 25-27        | 34-37      |
| 3/4       | 12       | 3/4 - 14       | 46-48        | 62-65      |
| 1         | 16       | 1 - 1-1/2      | 80-83        | 108-113    |
| 1-1/4     | 20       | 1-1/4 - 11-1/2 | 127-133      | 172-180    |
| 1-1/2     | 24       | 1-1/2 - 11-1/2 | 160-164      | 217-222    |
| 2         | 32       | 2 - 11-1/2     | 170-174      | 231-240    |

END OF WORK PACKAGE

## **CHAPTER 6**

### **PARTS INFORMATION**



---

**FIELD LEVEL MAINTENANCE****REPAIR PARTS AND SPECIAL TOOLS LIST (RPSTL) INTRODUCTION**

---

**SCOPE**

This RPSTL lists and authorizes spares and repair parts; special tools; special test, measurement, and diagnostic equipment (TMDE); and other special support equipment required for performance of Field Level Maintenance of the TFFT. It authorizes the requisitioning, issue, and disposition of spares, repair parts, and special tools as indicated by the source, maintenance, and recoverability (SMR) codes.

**GENERAL**

In addition to the Introduction work package, this RPSTL is divided into the following work packages:

**Repair Parts List Work Packages.** Work packages containing lists of spares and repair parts authorized by this RPSTL for use in the performance of maintenance. These work packages also include parts which must be removed for replacement of the authorized parts. Parts lists are composed of functional groups in ascending alphanumeric sequence, with the parts in each group listed in ascending figure and item number sequence. Sending units, brackets, filters, and bolts are listed with the component they mount on. Bulk materials are listed by item name in FIG. BULK at the end of the work packages. Repair parts kits are listed separately in their own functional group and work package. Repair parts for repairable special tools are also listed in a separate work package. Items listed are shown on the associated illustration.

**Special Tools List Work Packages.** Work packages containing lists of special tools, special TMDE, and special support equipment authorized by this RPSTL (as indicated by Basis of Issue (BOI) information in DESCRIPTION AND USABLE ON CODE (UOC) column). Tools that are components of common tool sets and/or Class VII are not listed.

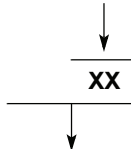
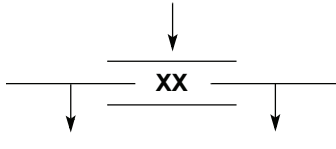
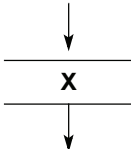
**Cross-Reference Indexes Work Packages.** There are two cross-reference indexes work packages in this RPSTL: The National Stock Number (NSN) Index work package and the Part Number (P/N) Index work package. The National Stock Number Index work package refers you to the figure and item number. The Part Number Index refers you to the figure and item number.

**EXPLANATION OF COLUMNS IN THE REPAIR PARTS LIST AND SPECIAL TOOLS LIST WORK PACKAGES**

**ITEM NO. (Column (1)).** Indicates the number used to identify items called out in the illustration.

**SMR CODE (Column (2)).** The SMR code containing supply/requisitioning information, maintenance level authorization criteria, and disposition instruction, as shown in the following breakout:

**Table 1. SMR Code Explanation.**

| Source Code  | Maintenance Code  |  | Recoverability Code   |
|--|---|--|---|
|   |  |  |  |
| 1st two positions  | 3rd position  | 4th position                               | 5th position  |
| How you get an item  | Who can install,<br>replace or use the item                                       | Who can do complete<br>repair* on the item | Who determines disposition<br>action on unserviceable items                         |
| <p><i>* Complete repair: Maintenance capacity, capability, and authority to perform all corrective maintenance tasks of the "Repair" function in a use/user environment in order to restore serviceability to a failed item.</i></p> |   |  |   |

- Source Code.** The source code tells you how to get an item needed for maintenance, repair or overhaul of an end item/equipment. Explanations of source codes follow:

**Table 2. Source Code Explanation.**

| Source Code   | Explanation   |
|---|---|
| PA<br>PB<br>PC<br>PD<br>PE<br>PF<br>PG<br>PH<br>PR<br>PZ  | <p><b>NOTE</b></p> <p>Items coded PC are subject to deterioration.</p> <p>Stock items; use the applicable NSN to requisition/request items with these source codes. They are authorized to the level indicated by the code entered in the 3rd position of the SMR code.</p>   |
| KD<br>KF<br>KB  | <p>Items with these codes are not to be requested/requisitioned individually. They are part of a kit which is authorized to the maintenance level indicated in the 3rd position of the SMR code. The complete kit must be requisitioned and applied.</p>  |
| MO - Made at unit/AVUM level<br>MF - Made at DS/AVIM level<br>MH - Made at GS level<br>ML - Made at SRA<br>MD - Made at depot<br>MG - Navy only | <p>Items with these codes are not to be requisitioned/requested individually. They must be made from bulk material which is identified by the part number in the DESCRIPTION AND USABLE ON CODE (UOC) column and listed in the bulk material group work package of the RPSTL. If the item is authorized to you by the 3rd position code of the SMR code, but the source code indicates it is made at a higher level, order the item from the higher level of maintenance.</p> |



**Table 2. Source Code Explanation. (Continued)**

| Source Code   | Explanation  |
|---|--|
| AO - Assembled by unit/AVUM level<br>AF - Assembled by DS/AVIM level<br>AH - Assembled by GS level<br>AL - Assembled by SRA<br>AD - Assembled by depot<br>AG - Navy only  | Items with these codes are not to be requested/requisitioned individually. The parts that make up the assembled item must be requisitioned or fabricated and assembled at the level of maintenance indicated by the source code. If the 3rd position of the SMR code authorizes you to replace the item, but the source code indicates the item is assembled at a higher level, order the item from the higher level of maintenance. |
| XA  | Do not requisition an "XA" coded item. Order the next higher assembly. (Refer to the NOTE below.)  |
| XB  | If an item is not available from salvage, order it using the CAGEC and part number.  |
| XC  | Installation drawings, diagrams, instruction sheets, field service drawings; identified by manufacturer's part number.   |
| XD  | Item is not stocked. Order an XD-coded item through normal supply channels using the CAGEC and part number given, if no NSN is available.  |
| <p><b>NOTE</b></p> <p>Cannibalization or controlled exchange, when authorized, may be used as a source of supply for items with the above source codes, except for those coded "XA" or those aircraft support items restricted by requirements of AR 750-1.</p> |  |

2. **Maintenance Code.** Maintenance codes tell you the level(s) of maintenance authorized to use and repair support items. The maintenance codes are entered in the third and fourth position of the SMR code as follows:
  - a. **Third Position.** The maintenance code entered in the third position tells you the lowest maintenance level authorized to remove, replace, and use an item. The maintenance code entered in the third position will indicate authorization to the following levels of maintenance.

**Table 3. Third Position Maintenance Code Explanation.**

| Maintenance Code | Application/Explanation   |
|------------------|---|
| O                | Unit level/AVUM maintenance can remove, replace, and use the item.                            |
| F                | Direct support/AVIM maintenance can remove, replace, and use the item.                        |
| H                | General support maintenance can remove, replace, and use the item.                            |
| L                | Specialized repair activity can remove, replace, and use the item.                            |
| G                | Afloat and ashore intermediate maintenance can remove, replace, and use the item (Navy only). |
| K                | Contractor facility can remove, replace, and use the item.                                    |
| Z                | Item is not authorized to be removed, replaced, or used at any maintenance level.             |
| D                | Depot can remove, replace, and use the item.  |

- b. **Fourth Position.** The maintenance code entered in the fourth position tells you whether or not the item is to be repaired and identifies the lowest maintenance level with the capability to do complete repair (perform all authorized maintenance functions).

**NOTE**

Some limited repair may be done on the item at a lower level of maintenance, if authorized by the Maintenance Allocation Chart (MAC) and SMR codes.

**Table 4. Fourth Position Maintenance Code Explanation.**

| Maintenance Code | Application/Explanation  |
|------------------|--|
| O                | Unit/AVUM is the lowest level that can do complete repair of the item.   |
| F                | Direct support/AVIM is the lowest level that can do complete repair of the item.   |
| H                | General support is the lowest level that can do complete repair of the item.   |
| L                | Specialized repair activity is the lowest level that can do complete repair of the item.   |
| D                | Depot is the lowest level that can do complete repair of the item.   |
| G                | Both afloat and ashore intermediate levels are capable of complete repair of item (Navy only).   |
| K                | Complete repair is done at contractor facility.  |
| Z                | Nonreparable. No repair is authorized.   |
| B                | No repair is authorized. No parts or special tools are authorized for maintenance of "B" coded items. However, the item may be reconditioned by adjusting, lubricating, etc., at the user level. |

- 3. **Recoverability Code.** Recoverability codes are assigned to items to indicate the disposition action on unserviceable items. The recoverability code is shown in the fifth position of the SMR code as follows:

**Table 5. Recoverability Code Explanation.**

| Recoverability Code | Application/Explanation   |
|---------------------|---|
| Z                   | Nonreparable item. When unserviceable, condemn and dispose of the item at the level of maintenance shown in the 3rd position of the SMR code.       |
| O                   | Reparable item. When uneconomically repairable, condemn and dispose of the item at unit level.  |
| F                   | Reparable item. When uneconomically repairable, condemn and dispose of the item at the direct support level.  |
| H                   | Reparable item. When uneconomically repairable, condemn and dispose of the item at the general support level.                                       |
| D                   | Reparable item. When beyond lower level repair capability, return to depot. Condemnation and disposal of item are not authorized below depot level. |
| L                   | Reparable item. Condemnation and disposal not authorized below Specialized Repair Activity (SRA).   |

**Table 5. Recoverability Code Explanation. (Continued)**

| Recoverability Code | Application/Explanation  |
|---------------------|--|
| A                   | Item requires special handling or condemnation procedures because of specific reasons (such as precious metal content, high dollar value, critical material or hazardous material). Refer to appropriate manuals/directives for specific instructions. |
| G                   | Field level repairable item. Condemn and dispose at either afloat or ashore intermediate levels (Navy only).   |
| K                   | Repairable item. Condemnation and disposal to be performed at contractor facility.   |

**NSN (Column (3)).** The National Stock Number (NSN) for the item is listed in this column.

**CAGEC (Column (4)).** The Commercial and Government Entity Code (CAGEC) is a 5-digit code which is used to identify the manufacturer, distributor, or government agency/activity that supplies the item.

**PART NUMBER (Column (5)).** Indicates the primary number used by the manufacturer (individual, company, firm, corporation, or government activity), which controls the design and characteristics of the item by means of its engineering drawings, specifications, standards, and inspection requirements to identify an item or range of items.

#### NOTE

When you use a NSN to requisition an item, the item you receive may have a different part number from the number listed.

**DESCRIPTION AND USABLE ON CODES (UOC) (Column (6)).** This column includes the following information:

1. The federal item name, and when required, a minimum description to identify the item.
2. Part numbers of bulk materials are referenced in this column in the line entry to be manufactured or fabricated.
3. Hardness Critical Item (HCI). A support item that provides the equipment with special protection from electromagnetic pulse (EMP) damage during a nuclear attack.
4. The statement END OF FIGURE appears just below the last item description in column (6) for a given figure in both the repair parts list and special tools list work packages.

**QTY (Column (7)).** The QTY (quantity per figure) column indicates the quantity of the item used in the breakout shown on the illustration/figure, which is prepared for a functional group, subfunctional group, or an assembly. A "V" appearing in this column instead of a quantity indicates that the quantity is variable and quantity may change from application to application.

**EXPLANATION OF CROSS-REFERENCE INDEXES WORK PACKAGES FORMAT AND COLUMNS**

1. **National Stock Number (NSN) Index Work Package.** NSNs in this index are listed in National Item Identification Number (NIIN) sequence.

**STOCK NUMBER Column.** This column lists the NSN in NIIN sequence. The NIIN consists of the last nine digits of the NSN. When using this column to locate an item, ignore the first four digits of the NSN. However, the complete NSN should be used when ordering items by stock number.

For example, if the NSN is 5385-01-574-1476, the NIIN is 01-574-1476.

|          |                    |
|----------|--------------------|
|          | NSN                |
| NSN e.g. | (5385-01-574-1467) |
|          | NIIN               |

**FIG. Column.** This column lists the number of the figure where the item is identified/located. The figures are in numerical order in the repair parts list and special tools list work packages.

**ITEM Column.** The item number identifies the item associated with the figure listed in the adjacent FIG. column. This item is also identified by the NSN listed on the same line.

2. **Part Number (P/N) Index Work Package.** Part numbers in this index are listed by part number in ascending alphanumeric sequence (vertical arrangement of letters and number combinations which places the first letter or digit of each group in order A through Z, followed by the numbers 0 through 9 and each following letter or digit in like order).

**PART NUMBER Column.** Indicates the part number assigned to the item.

**FIG. Column.** This column lists the number of the figure where the item is identified/located in the repair parts list and special tools list work packages.

**ITEM Column.** The item number is the number assigned to the item as it appears in the figure referenced in the adjacent FIG. column.

**SPECIAL INFORMATION**

1. **Usable on Code (UOC).** The UOC appears in the lower left corner of the description column heading. Usable on codes are shown as "UOC:..." in the description column (justified left) on the first line under the applicable item/nomenclature. Uncoded items are applicable to all models. Identification of the UOCs used in this RPSTL are:

| Code | Used On |
|------|---------|
| FFT  | TFFT    |

2. **Fabrication Instructions.** Bulk materials required to manufacture items are listed in the bulk material functional group of this RPSTL. Part numbers for bulk material are also referenced in the description column of the line item entry for the item to be manufactured/fabricated. Detailed fabrication instructions for items source coded to be manufactured or fabricated are found in TM 9-2320-325-14&P.
3. **Index Numbers.** Items which have the word BULK in the figure column will have an index number shown in the item number column. This index number is a cross-reference between the NSN / Part Number (P/N) Index work packages and the bulk material list in the repair parts list work package.

4. **Associated Publications.** The publication(s) listed below pertain to the TFFT and its components:

| Publication        | Short Title  |
|--------------------|--|
| TM 9-2320-347-10   | Operator's Manual                                    |
| TM 9-2320-325-14&P | HEMTT Interactive Electronic Technical Manual (IETM) |

## HOW TO LOCATE REPAIR PARTS

### 1. When NSNs or Part Numbers Are Not Known.

**First.** Using the table of contents, determine the assembly group to which the item belongs. This is necessary since figures are prepared for assembly groups and subassembly groups, and lists are divided into the same groups.

**Second.** Find the figure covering the functional group or the subfunctional group to which the item belongs.

**Third.** Identify the item on the figure and note the number(s).

**Fourth.** Look in the repair parts list work packages for the figure and item numbers. The NSNs and part numbers are on the same line as the associated item numbers.

### 2. When NSN Is Known.

**First.** If you have the NSN, look in the STOCK NUMBER column of the NSN Index work package. The NSN is arranged in NIIN sequence. Note the figure and item number next to the NSN.

**Second.** Turn to the figure and locate the item number. Verify that the item is the one you are looking for.

### 3. When Part Number Is Known.

**First.** If you have the part number and not the NSN, look in the PART NUMBER column of the Part Number Index work package. Identify the figure and item number.

**Second.** Look up the item on the figure in the applicable repair parts list work package.

## END OF WORK PACKAGE



---

FIELD LEVEL MAINTENANCE  
FUNCTION GROUP CODE 07 - TRANSMISSION

---

|          |                                      | Figure | Page   |
|----------|--------------------------------------|--------|--------|
| GROUP 07 | TRANSMISION                          |        |        |
|          | 0700                                 |        |        |
|          | TRANSMISSION ASSEMBLY                |        |        |
|          | TRANSMISSION DIPSTICK AND TUBE ..... | 1      | 0611-2 |

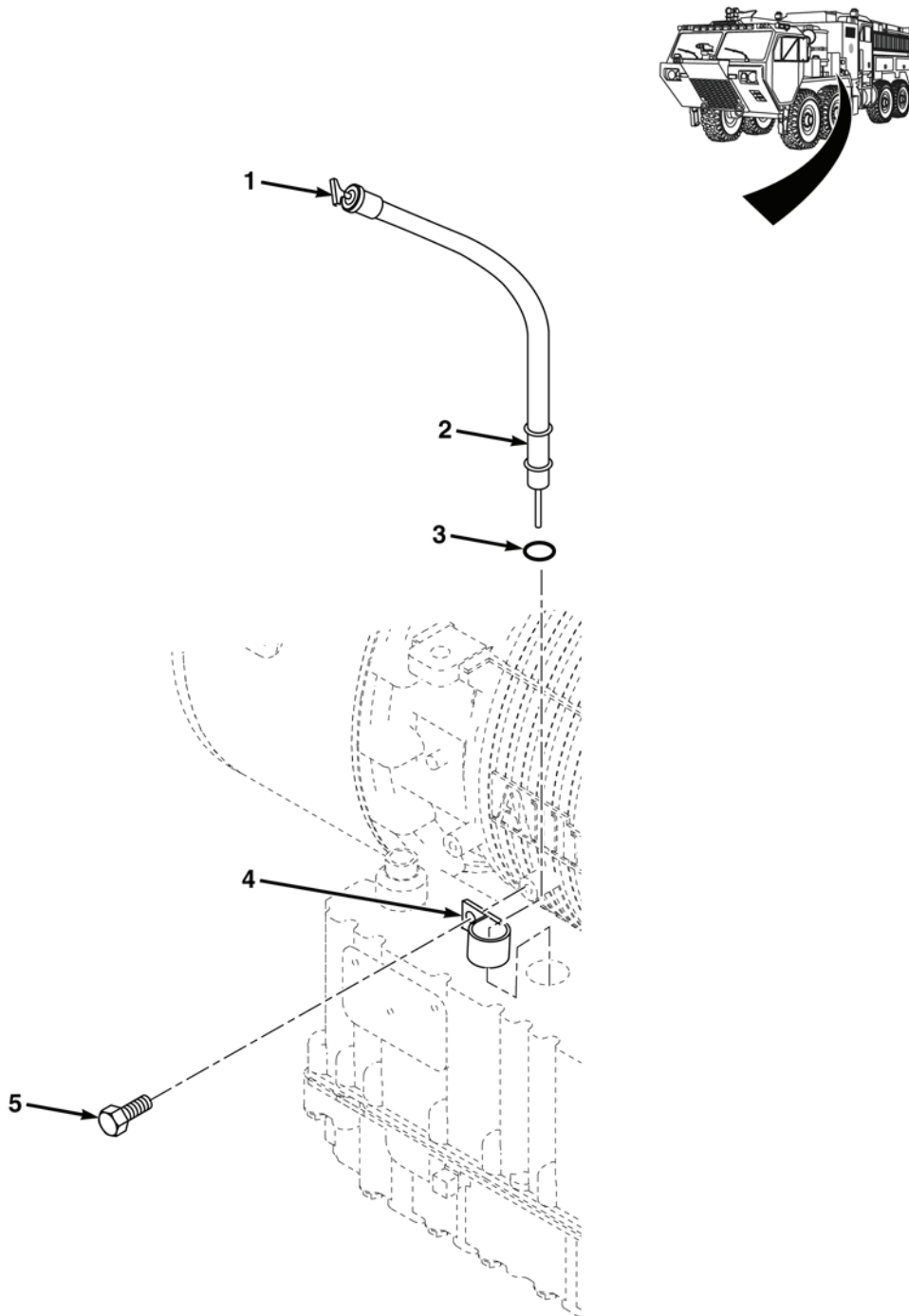


FIG. 1 TRANSMISSION DIPSTICK AND TUBE



| (1)                  | (2)      | (3)              | (4)   | (5)             | (6)                                   | (7) |
|----------------------|----------|------------------|-------|-----------------|---------------------------------------|-----|
| ITEM NO.             | SMR CODE | NSN              | CAGEC | PART NUMBER     | DESCRIPTION AND USABLE ON CODES (UOC) | QTY |
|                      |          |                  |       |                 | GROUP 0700 TRANSMISSION ASSEMBLY      |     |
|                      |          |                  |       |                 | FIG. 1 TRANSMISSION DIPSTICK AND TUBE |     |
| 1                    | PAFZZ    |                  | 0U276 | 1411923         | DIPSTICK,TRANSMISSION .....           | 1   |
| 2                    | PAFZZ    |                  | 0U276 | 1411921         | TUBE,DIPSTICK TRANSMISSION .....      | 1   |
| 3                    | PAFZZ    | 5331-01-503-3545 | 45152 | 2HA11           | O-RING .....                          | 1   |
| 4                    | PAFZZ    | 5340-01-388-0948 | 73342 | 29507755        | BAND,RETAINING .....                  | 1   |
| 5                    | PAFZZ    | 5305-00-225-3843 | 80204 | B1821BH025C100N | SCREW,CAP,HEXAGON .25-20 X 1.00. .    | 1   |
| <b>END OF FIGURE</b> |          |                  |       |                 |                                       |     |

END OF WORK PACKAGE



---

FIELD LEVEL MAINTENANCE  
FUNCTION GROUP CODE 12 - BRAKES

---

|          |        | Figure                                       | Page     |
|----------|--------|--|----------|
| GROUP 12 | BRAKES |  |          |
|          | 1208   | AIR BRAKE SYSTEM                             |          |
|          |        | CHASSIS AIR TANKS, LINES, AND FITTINGS. .... | 2 0612-2 |

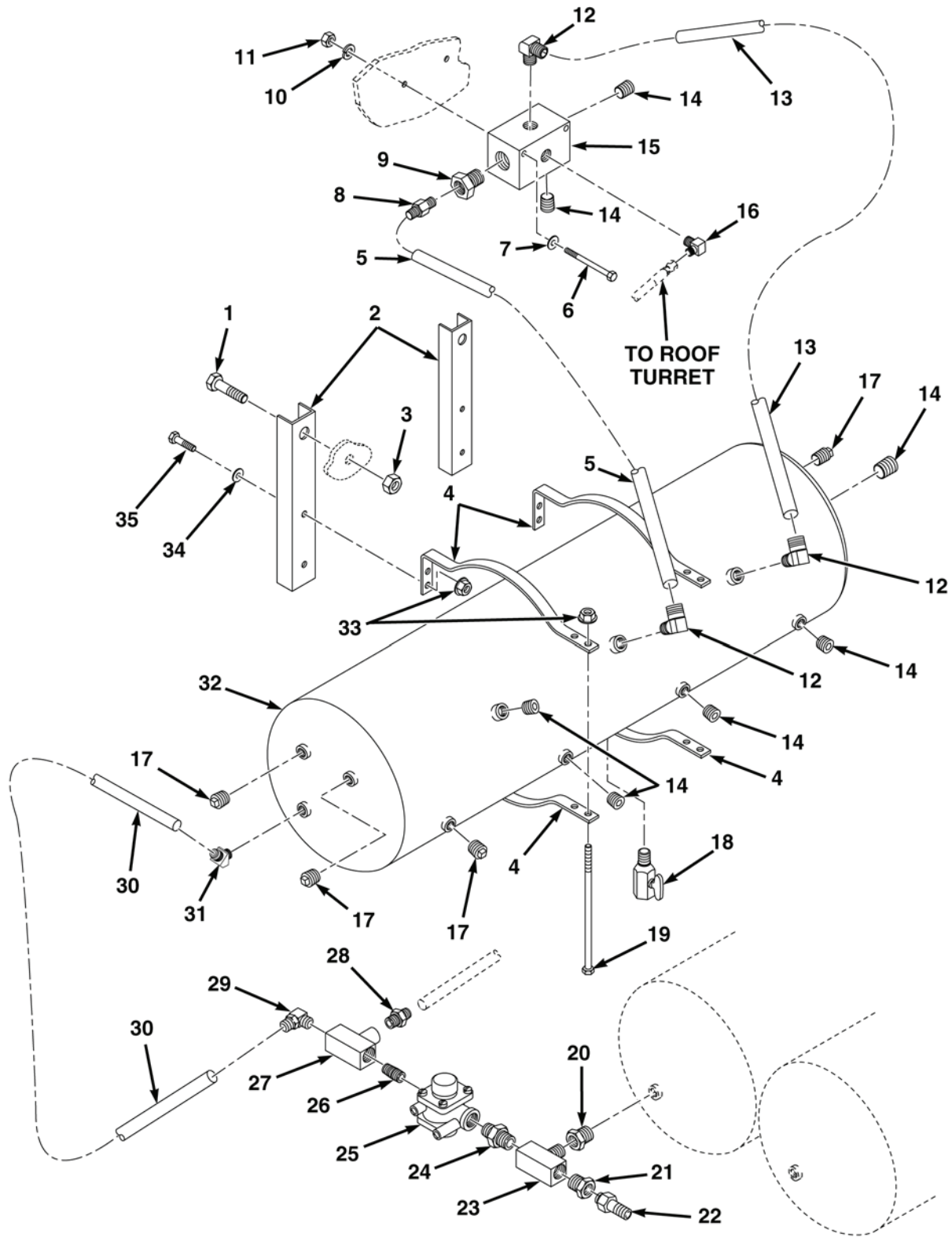


FIG. 2 CHASSIS AIR TANKS, LINES, AND FITTINGS

| (1)   | (2)      | (3)              | (4)   | (5)                       | (6)  | (7) |
|---|----------|------------------|-------|---------------------------|--|-----|
| ITEM NO.  | SMR CODE | NSN              | CAGEC | PART NUMBER               | DESCRIPTION AND USABLE ON CODES (UOC)  | QTY |
| GROUP 1208 AIR BRAKE SYSTEM<br>FIG. 2 CHASSIS AIR TANKS, LINES,<br>AND FITTINGS |          |                  |       |                           |  |     |
| 1   | PAFZZ    | 5306-01-106-7496 | 45152 | 111316A                   | BOLT,MACHINE .625-11 X 1.75. . . . .   | 2   |
| 2   | PFFZZ    | 2590-01-559-2904 | 04664 | 1207087                   | BRACKET,MOUNTING AIR TANK. . . . .   | 2   |
| 3   | PAFZZ    | 5310-00-764-6609 | 96906 | MS51971-7                 | NUT,PLAIN,HEXAGON .625-11. . . . .   | 2   |
| 4   | PFFZZ    |                  | 04664 | 55-2153                   | BRACKET,AIR TANK. . . . .  | 2   |
| 5   | MFFZZ    |                  | 04664 | 944008-240                | TUBING,NONMETALLIC MAKE FROM<br>P/N NBR-6-075,CAGE 61424,APPROX<br>240 IN. LG. . . . . | 1   |
| 6   | PAFZZ    | 5305-00-071-2513 | 80204 | B1821BH025C250N           | SCREW,CAP,HEXAGON .25-20 X 2.50. .   | 2   |
| 7   | PAFZZ    | 5310-01-517-4200 | 04664 | 82-1017-001               | WASHER,FLAT .25 . . . . .  | 2   |
| 8   | PAFZZ    | 4730-00-691-5441 | 02570 | B-600-1-4                 | ADAPTER,STRAIGHT,PI . . . . .  | 1   |
| 9   | PAFZZ    | 4730-01-348-6542 | 93061 | 209P-8-4                  | BUSHING,PIPE .500 - .250 . . . . .   | 4   |
| 10  | PAFZZ    | 5310-00-883-9417 | 80205 | MS35338-158               | WASHER,LOCK .25. . . . .   | 2   |
| 11  | PAFZZ    | 5310-00-761-6882 | 96906 | MS51967-2                 | NUT,PLAIN,HEXAGON .25-20 UNC . . . .   | 2   |
| 12  | PAFZZ    | 4730-00-821-0457 | 30780 | 6-8CBTXB                  | ELBOW,PIPE TO TUBE . . . . .   | 3   |
| 13  | MFFZZ    |                  | 04664 | 944035-240                | TUBING,NONMETALLIC MAKE FROM<br>P/N NT10006BK,CAGE 01276,APPROX<br>240 IN. LG. . . . . | 1   |
| 14  | PAFZZ    | 4730-01-117-0119 | 30780 | 1/2HHPS                   | PLUG,PIPE .500 COUNTERSUNK HEAD  | 7   |
| 15  | PAFZZ    | 4730-01-517-4942 | 04664 | 55-0047                   | MANIFOLD ASSEMBLY,H . . . . .  | 1   |
| 16  | PAFZZ    | 4730-01-528-5992 | 9L970 | 1869X4                    | ELBOW,PIPE TO TUBE .125 X .250 . . . .   | 2   |
| 17  | PAFZZ    | 4730-00-012-7951 | 01276 | 2082-4B                   | PLUG,PIPE .250 HEX HEAD . . . . .  | 4   |
| 18  | PAFZZ    | 4820-00-142-3036 | 19207 | 7759645                   | COCK,DRAIN . . . . .   | 1   |
| 19  | PAFZZ    | 5305-01-517-2222 | 39428 | 92198A648                 | SCREW,CAP,HEXAGON .375-16 X 6.00"  | 2   |
| 20  | PAFZZ    | 4730-00-278-3167 | 81343 | SAE J530 12-8<br>130140BA | BUSHING,PIPE .750 - .500 . . . . .   | 1   |
| 21  | PAFZZ    | 4730-00-278-3885 | 01276 | 3220X8X2                  | BUSHING,PIPE .500 - .125 . . . . .   | 1   |
| 22  | PAFZZ    | 4820-00-242-4064 | 27783 | 006451499                 | VALVE,PNEUMATIC TAN TANK . . . . .   | 1   |
| 24  | PAFZZ    | 4730-01-517-8520 | 93061 | 216P-8-4                  | REDUCER,PIPE . . . . .   | 1   |
| 25  | PAFZZ    | 4820-01-104-3968 | 06853 | 286500N                   | VALVE,SAFETY RELIEF . . . . .  | 1   |
| 26  | PAFZZ    | 4730-01-061-5927 | 02570 | B-4-HN                    | NIPPLE,PIPE . . . . .  | 1   |
| 27  | PAFZZ    | 4730-01-268-2402 | 30780 | 1/4 MMO-B                 | TEE,PIPE . . . . .   | 1   |
| 28  | PAFZZ    | 4730-00-277-7905 | 30780 | 4-4FBTXB                  | ADAPTER,STRAIGHT,PI . . . . .  | 1   |
| 29  | PAFZZ    | 4730-00-793-2808 | 02570 | B-810-2-4                 | ELBOW,PIPE TO TUBE. . . . .  | 3   |
| 30  | MFFZZ    |                  | 04664 | 944036-96                 | TUBING,NONMETALLIC MAKE FROM<br>P/N 31270AX, CAGE 45152,APPROX 96<br>IN. LG. . . . .   | 2   |

| (1)                  | (2)      | (3)              | (4)   | (5)              | (6)                                       | (7) |
|----------------------|----------|------------------|-------|------------------|---|-----|
| ITEM NO.             | SMR CODE | NSN              | CAGEC | PART NUMBER      | DESCRIPTION AND USABLE ON CODES (UOC)     | QTY |
| 31                   | PFFZZ    | 4730-00-993-3698 | 81343 | J514 8-8 070302B | ELBOW,PIPE TO TUBE.....                   | 1   |
| 32                   | PFFZZ    | 2530-01-559-3056 | 04664 | 50-1876          | TANK,AIR.....                             | 1   |
| 33                   | PAFZZ    | 5310-01-477-8639 | 39428 | 90640A131        | NUT,SELF-LOCKING .375-16 UNC.....         | 6   |
| 34                   | PAFZZ    | 5310-01-517-4812 | 04664 | 82-1013-008      | WASHER,FLAT .375.....                     | 4   |
| 35                   | PAFZZ    | 5305-01-147-1228 | 10001 | 3176210-A-091    | SCREW,CAP,HEXAGON<br>.375-16 X 1.50"..... | 4   |
| <b>END OF FIGURE</b> |          |                  |       |                  |   |     |

END OF WORK PACKAGE

---

FIELD LEVEL MAINTENANCE

FUNCTION GROUP CODE 34 - ARMAMENT AND SIGHTING AND FIRE CONTROL MATERIEL

---

|          |   | Figure | Page   |
|----------|---|--------|--------|
| GROUP 34 | ARMAMENT AND SIGHTING AND FIRE CONTROL MATERIEL |        |        |
|          | 3401 PRIMARY ARMAMENT                           |        |        |
|          | RIFLE MOUNTINGS.....                            | 3      | 0613-2 |

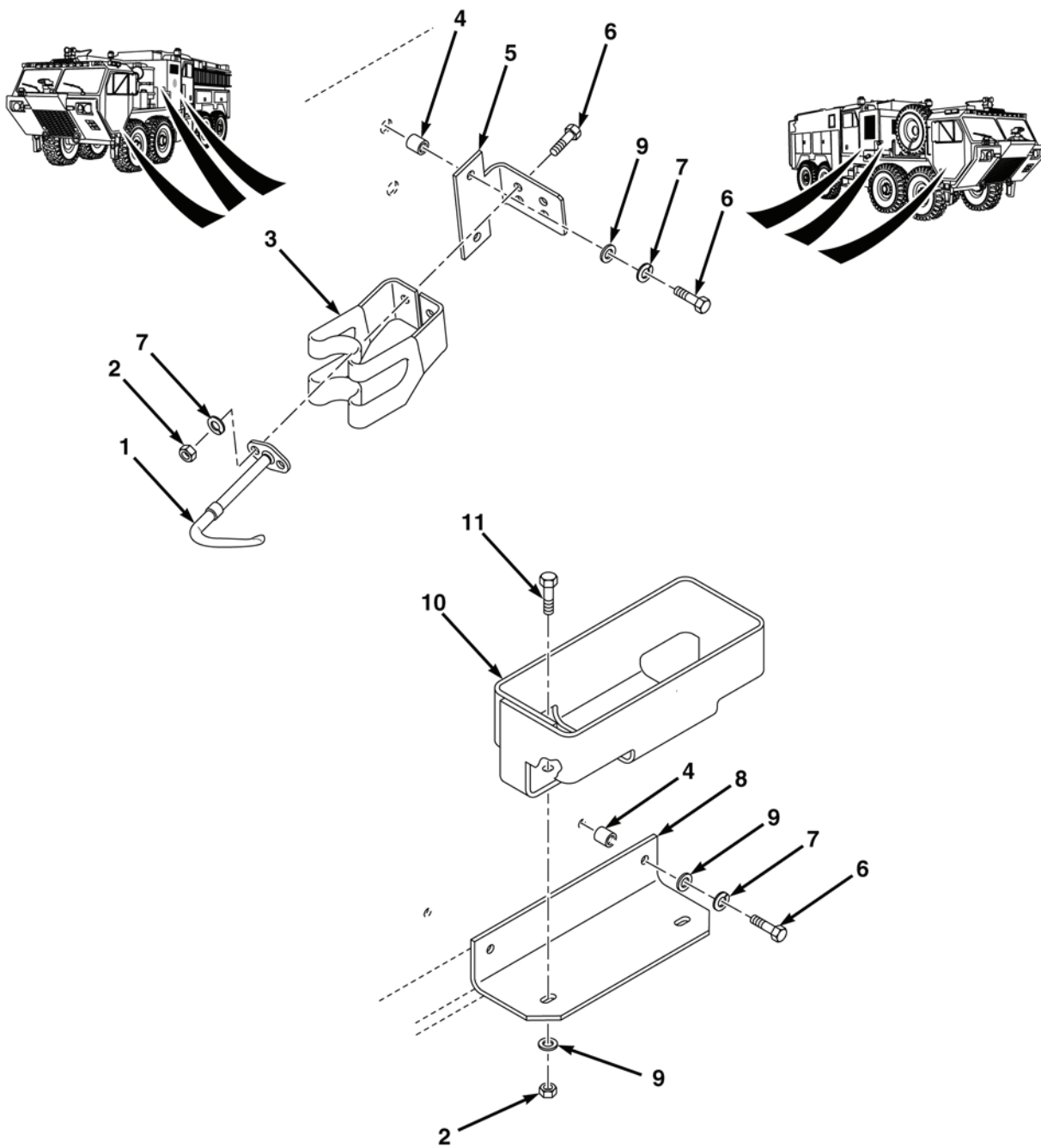


FIG. 3 RIFLE MOUNTINGS



| (1)      | (2)      | (3)              | (4)   | (5)          | (6)   | (7) |
|----------|----------|------------------|-------|--------------|---|-----|
| ITEM NO. | SMR CODE | NSN              | CAGEC | PART NUMBER  | DESCRIPTION AND USABLE ON CODES (UOC)                 | QTY |
|          |          |                  |       |              | GROUP 3401 PRIMARY ARMAMENT<br>FIG. 3 RIFLE MOUNTINGS |     |
| 1        | PFFZZ    | 1095-00-763-7348 | 19207 | 11630529     | RACK,STORAGE,SMALL . . . . .                          | 2   |
| 2        | PAFZZ    | 5310-01-156-7706 | 96906 | MS16286-1    | NUT,PLAIN,HEXAGON 1/4-20. . . . .                     | 18  |
| 3        | PFFZZ    | 5342-00-455-5899 | 19207 | 11630581     | BRACKET,MOUNTING CATCH. . . . .                       | 4   |
| 4        | PAFZZ    | 5325-01-394-2414 | 78276 | ALS7-420-165 | INSERT,SCREW THREAD 1/4-20 . . . . .                  | 8   |
| 5        | PFFZZ    | 5340-01-160-4010 | 45152 | 1376350      | BRACKET,ANGLE . . . . .                               | 4   |
| 6        | PAFZZ    | 5305-00-719-3997 | 80205 | MS35307-303  | SCREW,CAP,HEXAGON HEAD,<br>1/4-20 X 1/2 . . . . .     | 8   |
| 7        | PAFZZ    | 5310-00-883-9417 | 80205 | MS35338-158  | WASHER,LOCK 1/4. . . . .                              | 16  |
| 8        | PFFZZ    | 5340-01-158-5378 | 45152 | 1376360      | BRACKET,ANGLE . . . . .                               | 2   |
| 9        | PAFZZ    | 5310-00-823-8804 | 96906 | MS27183-9    | WASHER,FLAT 1/4 . . . . .                             | 2   |
| 10       | PFFZZ    | 2590-00-264-8828 | 19207 | 11630594     | SUPPORT,RIFLE MOUNT. . . . .                          | 4   |
| 11       | PAFZZ    | 5305-00-068-0501 | 80205 | MS90725-5    | SCREW,CAP,HEXAGON HEAD,<br>1/4-20 X 5/8 . . . . .     | 4   |
|          |          |                  |       |              | <b>END OF FIGURE</b>                                  |     |

END OF WORK PACKAGE



FIELD LEVEL MAINTENANCE

FUNCTION GROUP CODE 52 - REFRIGERATION AND AIR CONDITIONING COMPONENTS

|                 |  | Figure | Page    |
|-----------------|--|--------|---------|
| <b>GROUP 52</b> | <b>REFRIGERATION AND AIR CONDITIONING COMPONENTS</b>         |        |         |
|                 | HARNES ASSEMBLY, AIR CONDITIONER (1362780) . . . . .         | 4      | 0614-2  |
|                 | CREW CAB AIR COMPRESSOR INSTALLATION . . . . .               | 5      | 0614-4  |
|                 | CREW CAB AIR CONDITIONER/HEATER INSTALLATION . . . .         | 6      | 0614-7  |
|                 | CREW CAB AIR CONDITIONER/HEATER . . . . .                    | 7      | 0614-12 |
|                 | CREW CAB AIR CONDITIONER CONDENSER<br>INSTALLATION . . . . . | 8      | 0614-16 |
|                 | CREW CAB FRESH AIR INTAKE SYSTEM. . . . .                    | 9      | 0614-18 |

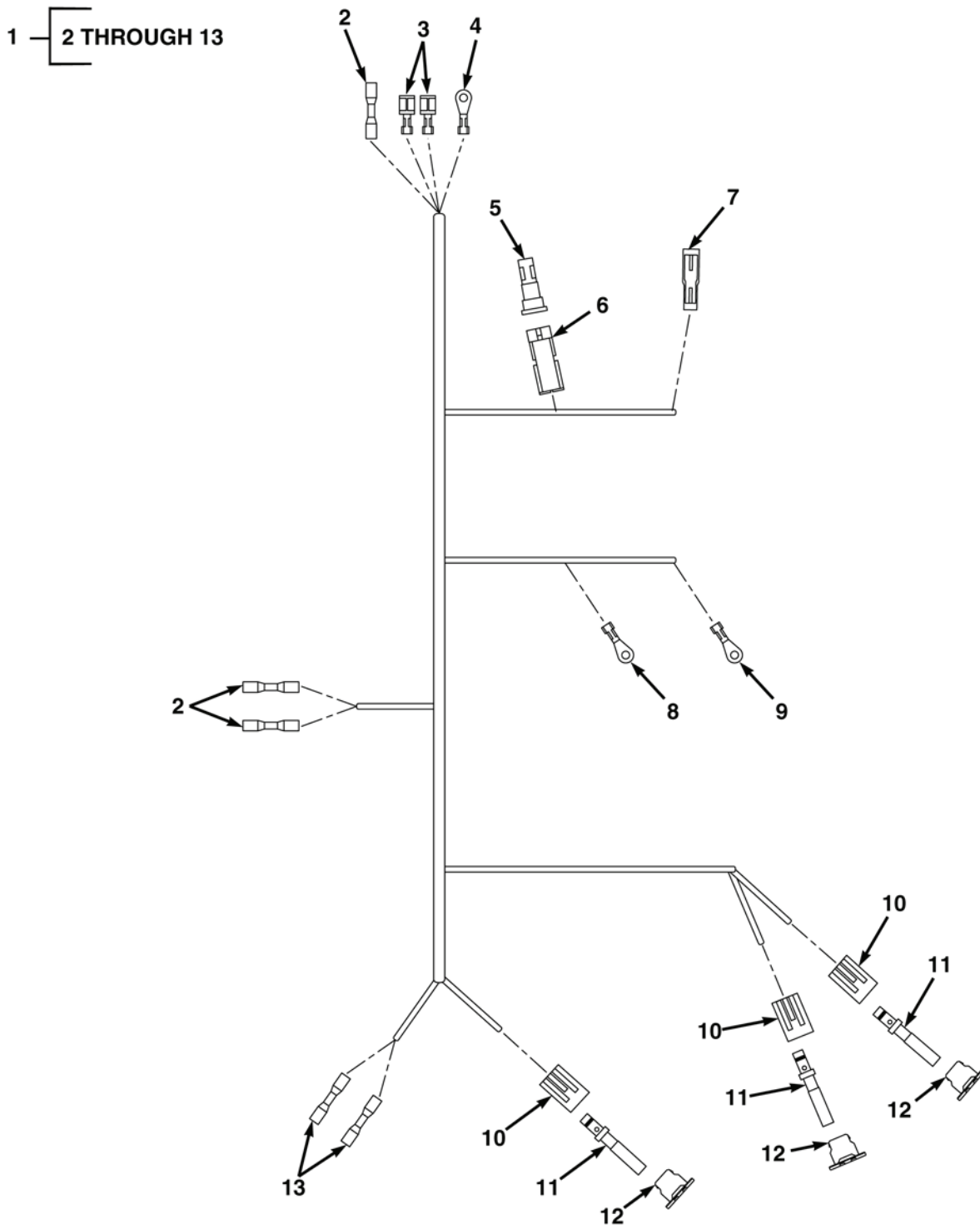


FIG. 4 HARNESS ASSEMBLY, AIR CONDITIONER (1362780)

| (1)      | (2)      | (3)              | (4)   | (5)            | (6)  | (7) |
|----------|----------|------------------|-------|----------------|--|-----|
| ITEM NO. | SMR CODE | NSN              | CAGEC | PART NUMBER    | DESCRIPTION AND USABLE ON CODES (UOC)                  | QTY |
|          |          |                  |       |                | GROUP 52 REFRIGERATION AND AIR CONDITIONING COMPONENTS |     |
|          |          |                  |       |                | FIG. 4 HARNESS ASSEMBLY, AIR CONDITIONER (1362780)     |     |
| 1        | PFFFZ    | 6150-01-517-9351 | 04664 | 1362780-H001   | WIRING HARNESS,BRAN BODY CONDENSER . . . . .           | 1   |
| 2        | PAFZZ    | 5940-01-386-5967 | 80372 | 87024A9873     | . SPLICE,CONDUCTOR . . . . .                           | 3   |
| 3        | PAFZZ    | 5999-01-484-6926 | 00779 | 40724          | . CLIP,ELECTRICAL . . . . .                            | 2   |
| 4        | PAFZZ    | 5940-01-353-5702 | 00779 | 40725          | . TERMINAL,LUG. . . . .                                | 1   |
| 5        | PAFZZ    | 5999-01-406-4110 | 77060 | 12124582       | . CONTACT,ELECTRICAL 16-14 GA, MALE . . . . .          | 1   |
| 6        | PAFZZ    | 5935-01-338-3532 | 64678 | 1201 0996      | . CONNECTOR BODY,PLUG. . . . .                         | 1   |
| 7        | PAFZZ    | 5940-01-517-5004 | 00779 | 521317-2       | . TERMINAL,QUICK DISC . . . . .                        | 3   |
| 8        | PAFZZ    | 5940-00-114-1315 | 96906 | MS20659-142    | . TERMINAL,LUG. . . . .                                | 1   |
| 9        | PAFZZ    | 5940-00-113-9826 | 81343 | MS25036-114    | . TERMINAL,LUG 3/8,RING. . . . .                       | 1   |
| 10       | PAFZZ    | 5935-01-514-4357 | 45152 | 8HE868         | . CONNECTOR,PLUG . . . . .                             | 3   |
| 11       | PAFZZ    | 5999-01-372-4955 | 11139 | 5962-202-16141 | . CONTACT,ELECTRICAL 16-14, SOCKET,#16 . . . . .       | 6   |
| 12       | PAFZZ    | 5342-01-480-0358 | 45152 | 7HE956         | . WEDGE,PLUG LOCK . . . . .                            | 3   |
| 13       | PAFZZ    | 5940-01-309-6313 | 06090 | D-406-0003     | . SPLICE,CONDUCTOR . . . . .                           | 2   |
|          |          |                  |       |                | <b>END OF FIGURE</b>                                   |     |

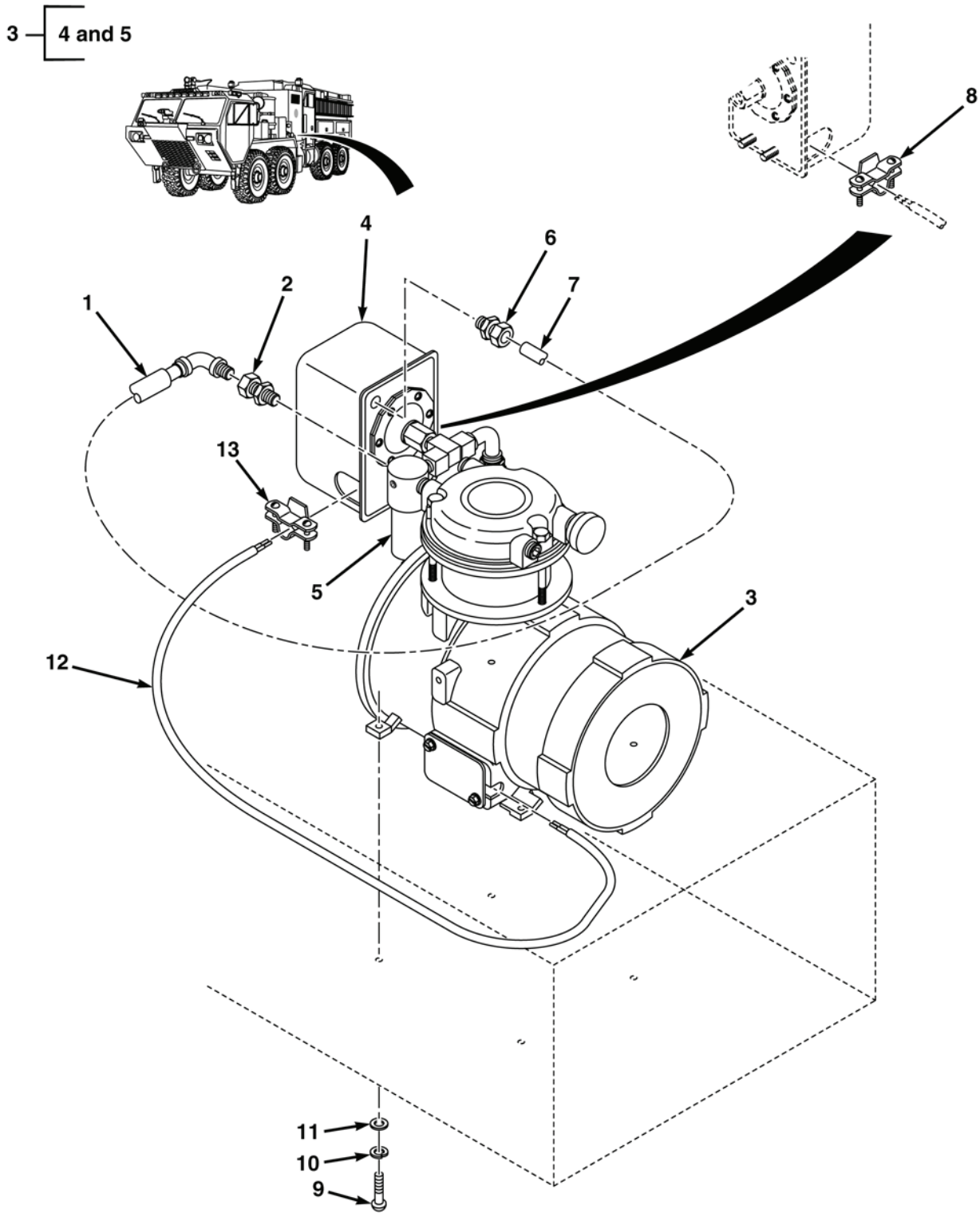


FIG. 5 CREW CAB AIR COMPRESSOR INSTALLATION

| (1)      | (2)      | (3)              | (4)   | (5)          | (6)  | (7) |
|----------|----------|------------------|-------|--------------|--|-----|
| ITEM NO. | SMR CODE | NSN              | CAGEC | PART NUMBER  | DESCRIPTION AND USABLE ON CODES (UOC)  | QTY |
|          |          |                  |       |              | GROUP 52 REFRIGERATION AND AIR CONDITIONING COMPONENTS                           |     |
|          |          |                  |       |              | FIG. 5 CREW CAB AIR COMPRESSOR INSTALLATION                                      |     |
| 1        | MFFZZ    |                  | 1JB11 | 67588-R-12   | INSULATION SLEEVING MAKE FROM P/N 67588-R,CAGE 1JB11,APPROX 12 IN. LG. ....      | 1   |
| 2        | PAFZZ    | 4730-01-062-2570 | 81343 | 6-4 100102BA | ADAPTER,STRAIGHT PIPE .....  | 1   |
| 3        | PAFFZ    | 4310-01-517-2199 | 10463 | C091-902A    | COMPRESSOR UNIT,CEN .....  | 1   |
| 4        | PAFZZ    | 5930-01-302-3301 | 56365 | 9013-FHG-2   | . SWITCH,PRESSURE .....  | 1   |
| 5        | PAFZZ    | 2940-01-454-0787 | 58470 | F504-02-AH   | . FILTER,FLUID .....   | 1   |
| 6        | PAFZZ    | 4730-01-096-9127 | 93061 | 68NTA-6-8    | ADAPTER,STRAIGHT,PI .....  | 2   |
| 7        | MFFZZ    |                  | 79470 | 944011-12    | TUBING,NONMETALLIC MAKE FROM P/N NT10006BK100,CAGE 01276, APPROX 12 IN. LG. .... | 1   |
| 8        | PAFZZ    | 5975-01-119-9336 | 74545 | SHC-1033     | BOX CONNECTOR,ELECT .....  | 1   |
| 9        | PAFZZ    | 5305-00-993-1848 | 80205 | MS35207-265  | SCREW,MACHINE 10-32 X 3/4. ....  | 4   |
| 10       | PAFZZ    | 5310-00-045-3296 | 80205 | MS35338-43   | WASHER,LOCK #10 .....  | 4   |
| 11       | PAFZZ    | 5310-00-138-4315 | 96906 | MS51859-5    | WASHER,FLAT 3/16 .....   | 4   |
| 12       | PAFZZ    | 6145-01-300-6438 | 16528 | 4A-1603      | CABLE,SPECIAL PURPO .....  | 20  |
| 13       | PAFZZ    | 5975-00-519-8334 | 49367 | DB338        | BOX CONNECTOR,ELECT .....  | 1   |
|          |          |                  |       |              | <b>END OF FIGURE</b>   |     |





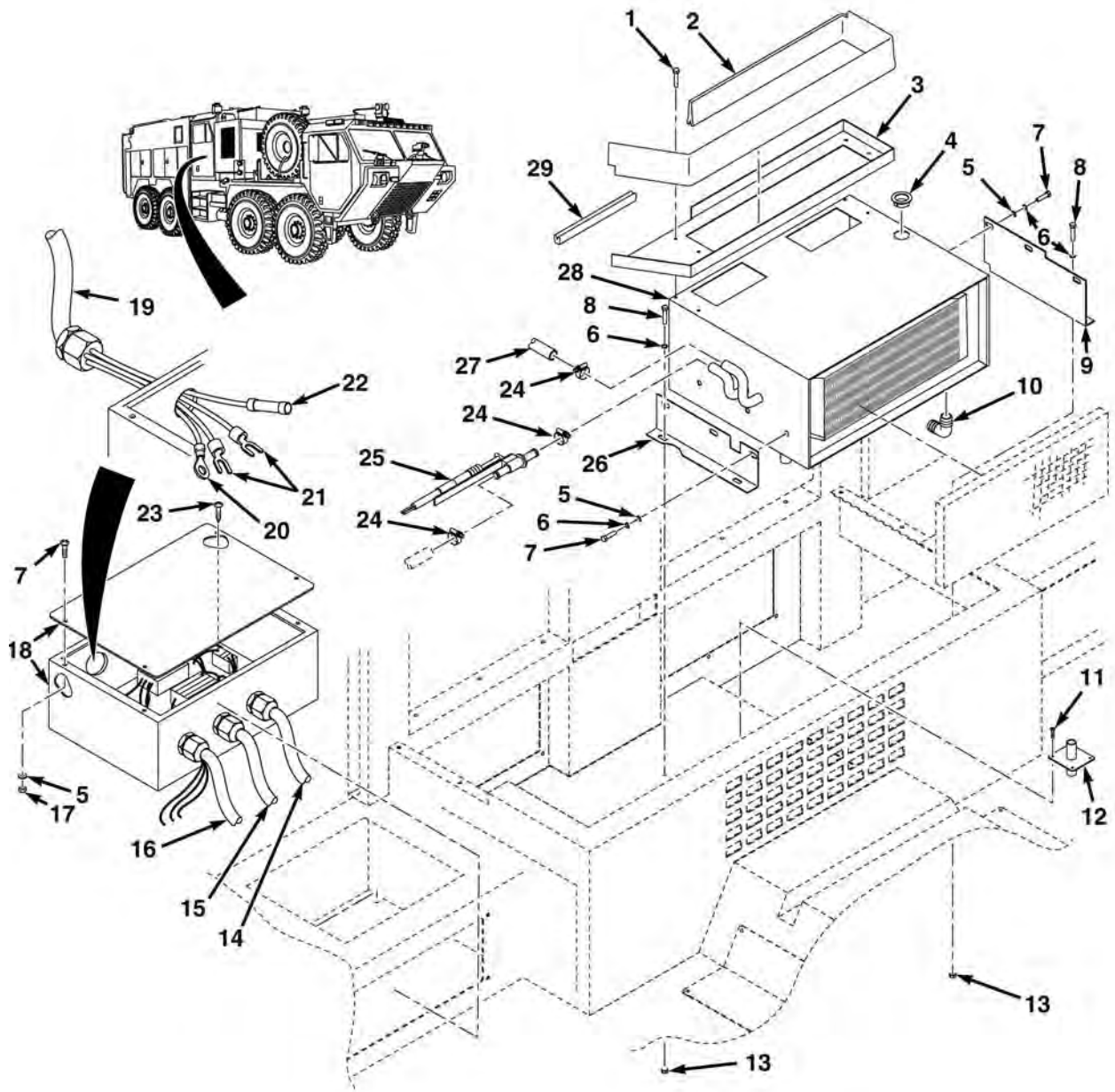


FIG. 6 CREW CAB AIR CONDITIONER/HEATER INSTALLATION (SHEET 1 OF 2)

30 — 31 THROUGH 49

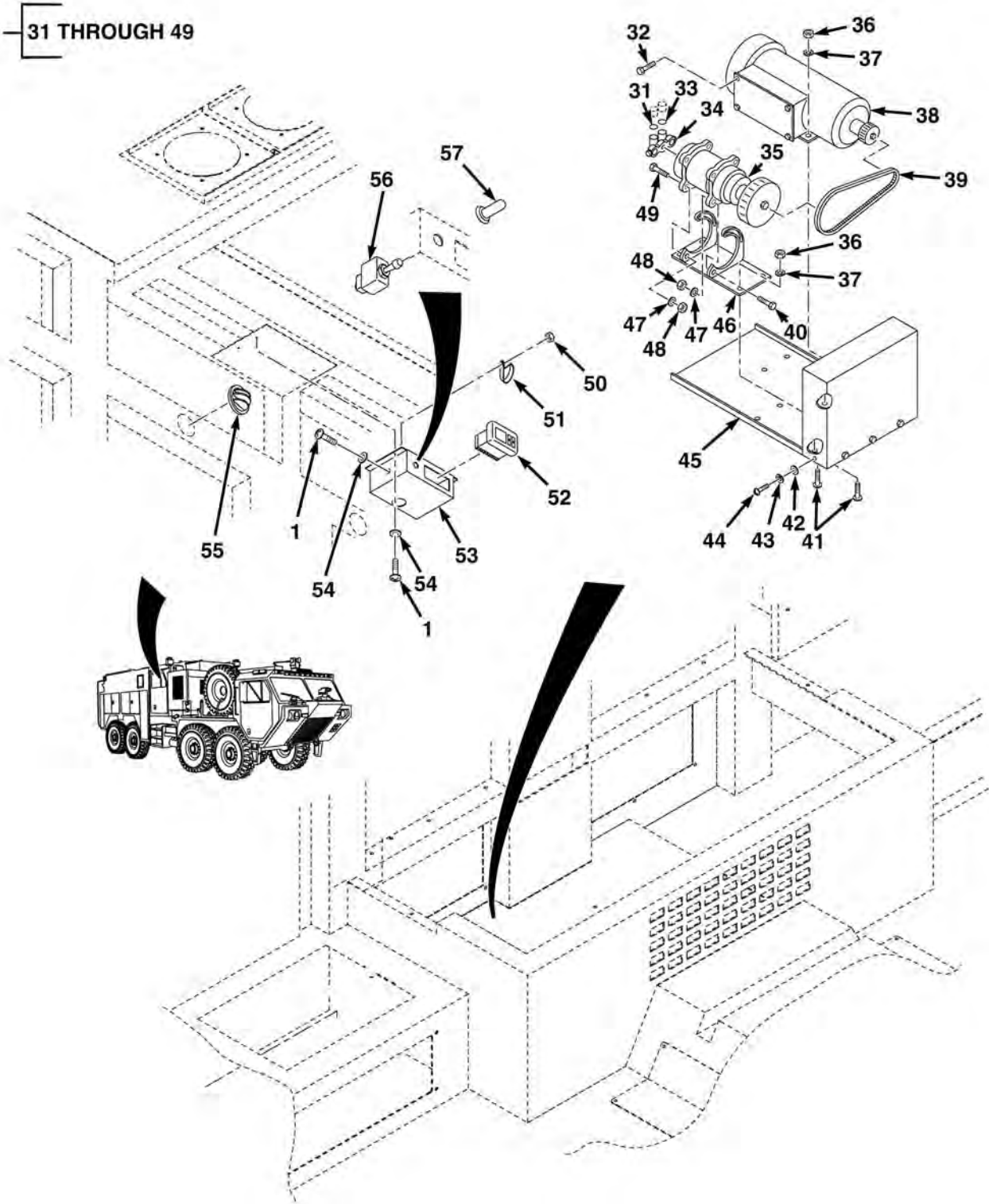


FIG. 6 CREW CAB AIR CONDITIONER/HEATER INSTALLATION (SHEET 2 OF 2)

| (1)      | (2)      | (3)              | (4)   | (5)             | (6)   | (7) |
|----------|----------|------------------|-------|-----------------|---|-----|
| ITEM NO. | SMR CODE | NSN              | CAGEC | PART NUMBER     | DESCRIPTION AND USABLE ON CODES (UOC)   | QTY |
|          |          |                  |       |                 | GROUP 52 REFRIGERATION AND AIR CONDITIONING COMPONENTS                                |     |
|          |          |                  |       |                 | FIG. 6 CREW CAB AIR CONDITIONER/HEATER INSTALLATION                                   |     |
| 1        | PAFZZ    | 5305-00-059-3661 | 80205 | MS51958-65      | SCREW,MACHINE 10-24 X 3/4. ....   | 8   |
| 2        | PFFZZ    |                  | 04664 | 1136252         | WALL,DUCT,A/C CREW CAB . . . . .  | 1   |
| 3        | PFFZZ    |                  | 04664 | 1136251         | BASE,AIR CONDITION . . . . .  | 1   |
| 4        | PAFZZ    | 5975-01-362-7144 | 28520 | 2166            | BUSHING,ELECTRICAL CONDUCTOR .  | 1   |
| 5        | PAFZZ    | 5310-00-823-8804 | 96906 | MS27183-9       | WASHER,FLAT 1/4 . . . . .   | 6   |
| 6        | PAFZZ    | 5310-00-883-9417 | 80205 | MS35338-158     | WASHER,LOCK 1/4. . . . .  | 6   |
| 7        | PAFZZ    | 5305-00-225-3843 | 80204 | B1821BH025C100N | SCREW,CAP,HEXAGON HEAD,<br>1/4-20 X 1. . . . .  | 10  |
| 8        | PAFZZ    | 5305-00-225-3842 | 80204 | B1821BH025C113N | SCREW,CAP,HEXAGON HEAD,<br>1/4-20 X 1 1/8. . . . .                                    | 4   |
| 9        | PFFZZ    |                  | 04664 | 1136253         | BRACKET,A/C DUCT CREW CAB . . . .   | 1   |
| 10       | PAFZZ    | 4730-01-517-8974 | 1HWN7 | TE201010-T/P    | ELBOW,PIPE 5/8 PLASTIC . . . . .  | 1   |
| 11       | PAFZZ    | 5305-00-764-0071 | 80205 | MS51959-47      | SCREW,MACHINE .164-32 X .750 . . . .  | 4   |
| 12       | PFFZZ    |                  | 04664 | 1011114         | BRACKET,MOUNTING FRESH AIR . . . .  | 1   |
| 13       | PAFZZ    | 5310-00-761-6882 | 96906 | MS51967-2       | NUT,PLAIN,HEXAGON 1/4-20. . . . .   | 4   |
| 14       | PAFZZ    |                  | 3NZK0 | 14/2            | CABLE, 14-2 SOJ . . . . .   | 1   |
| 15       | PAFZZ    |                  | 3NZK0 | 10/3            | CABLE, 10-3 SOJ . . . . .   | 1   |
| 16       | PAFZZ    |                  | 3NZK0 | 16/6            | CABLE, 16-6 SOJ . . . . .   | 1   |
| 17       | PAFZZ    | 5310-01-066-6759 | 56878 | 21NE-040        | NUT,SELF-LOCKING 1/4-20 NC . . . . .  | 8   |
| 18       | PFFZZ    |                  | 3NZK0 | CC121245PDB24   | BOX,CLIMATE CONTROL POWER<br>DISTRIBUTION . . . . .                                   | 1   |
| 19       | PAFZZ    | 6150-01-518-0258 | 04664 | 640201          | CABLE ASSEMBLY, SPECIAL<br>PURPOSE, ELECTRICAL . . . . .                              | 1   |
| 20       | PAFZZ    | 5940-00-143-4794 | 81343 | MS25036-112     | TERMINAL,LUG,NO. 10,RING,12-10 GA.  | 1   |
| 21       | PAFZZ    | 5999-01-515-1015 | 45152 | 3459341         | TERMINAL,SPADE . . . . .  | 2   |
| 22       | PAFZZ    | 5940-01-309-6313 | 06090 | D-406-0003      | SPLICE, CONDUCTOR. . . . .  | 1   |
| 23       | PAFZZ    | 5305-00-855-0957 | 45152 | 2477HX          | SCREW,TAPPING . . . . .   | 8   |
| 24       | PAFZZ    | 4730-01-398-8329 | 7Z588 | CT-9410         | CLAMP,HOSE . . . . .  | 4   |
| 25       | PAFZZ    | 4810-01-521-0493 | 3NZK0 | 103876          | VALVE,STOP-CHECK ELECTRONIC<br>COOLANT . . . . .                                      | 1   |
| 26       | PFFZZ    |                  | 04664 | 1136254         | BRACKET,A/C UNIT CREW CAB . . . . .   | 1   |
| 27       | MFFZZ    |                  | 04664 | 940060-36       | HOSE ,HEATER MAKE FROM P/N<br>A52426-1C BULK,CAGE 58536,<br>APPROX 36 IN. LG. . . . . | 3   |

| (1)      | (2)      | (3)              | (4)   | (5)             | (6)   | (7) |
|----------|----------|------------------|-------|-----------------|---|-----|
| ITEM NO. | SMR CODE | NSN              | CAGEC | PART NUMBER     | DESCRIPTION AND USABLE ON CODES (UOC)                 | QTY |
| 28       | PAFFF    | 4120-01-517-9018 | 04664 | 1154817         | EVAPORATOR ASSY. ....                                 | 1   |
| 29       | PAFZZ    | 5330-01-517-3903 | 04664 | 1220962         | SEAL, NONMETALLIC SP .....                            | 1   |
| 30       | PFFZZ    |                  | 3NZK0 | ESPT-1          | TRAY, POWER .....                                     | 1   |
| 31       | PAFZZ    | 5331-01-160-9857 | 24234 | 300442          | . O-RING. ....  | 1   |
| 32       | PAFZZ    | 5305-00-889-3000 | 80205 | MS35206-230     | . SCREW, MACHINE 6-32 X 1/2. ....                     | 4   |
| 33       | PCFZZ    | 5331-01-166-1712 | 02697 | 2-015C557-70    | . O-RING. ....  | 1   |
| 34       | PAFZZ    | 2815-01-521-9908 | 3NZK0 | RD-5-108810-0   | . MANIFOLD, INTAKE .....                              | 1   |
| 35       | PBFZZ    | 4310-01-521-0538 | 3NZK0 | RD-5-10900-0    | . COMPRESSOR, ROTARY .....                            | 1   |
| 36       | PAFZZ    | 5310-00-245-3615 | 80205 | MS35649-2314    | . NUT, PLAIN, HEXAGON 5/16-18. ....                   | 8   |
| 37       | PAFZZ    | 5310-00-004-5033 | 80205 | MS35338-46      | . WASHER, LOCK 3/8 .....                              | 8   |
| 38       | PBFZZ    | 6105-01-521-4575 | 3NZK0 | 182TBFR5301     | . MOTOR, ALTERNATING C. ....                          | 1   |
| 39       | PAFZZ    | 4810-01-517-4976 | 00912 | 9305            | . CONTROLLER, VALVE. ....                             | 2   |
| 40       | PAFZZ    | 5305-00-068-0509 | 80204 | B1821BH025C125N | . SCREW, CAP, HEXAGON HEAD,<br>1/4-20 X 1 1/4. ....   | 2   |
| 41       | PAFZZ    | 5305-00-071-2511 | 80204 | B1821BH025C200N | . SCREW, CAP, HEXAGON HEAD,<br>1/4-20 X 2. ....       | 8   |
| 42       | PAFZZ    | 5310-00-765-3197 | 96906 | MS27183-41      | . WASHER, FLAT 3/16 .....                             | 4   |
| 43       | PAFZZ    | 5310-00-576-0546 | 80205 | MS35338-99      | . WASHER, LOCK 3/16 .....                             | 4   |
| 44       | PAFZZ    | 5305-00-889-3000 | 80205 | MS35206-230     | . SCREW, MACHINE 6-32 X 1/2. ....                     | 4   |
| 45       | PFFZZ    |                  | 3NZK0 | MIS171385-ESPT  | . FRAME, POWER TRAY .....                             | 1   |
| 46       | PFFZZ    |                  | 3NZK0 | TR756015        | . BRACKET, MOUNTING COMPRESSOR                        | 1   |
| 47       | PAFZZ    | 5310-00-823-8804 | 96906 | MS27183-9       | . WASHER, FLAT 1/4 .....                              | 12  |
| 48       | PAFZZ    | 5310-01-066-6759 | 56878 | 21NE-040        | . NUT, SELF-LOCKING 1/4-20 NC .....                   | 4   |
| 49       | PAFZZ    | 5305-00-071-2513 | 80204 | B1821BH025C250N | . SCREW, CAP, HEXAGON HEAD,<br>1/4-20 X 2 1/2. ....   | 2   |
| 50       | PAFZZ    | 5310-00-208-1918 | 88044 | AN365-1024A     | NUT, SELF-LOCKING 10-24 .....                         | 1   |
| 51       | PAFZZ    |                  | 04664 | 64-0766-0300    | CLAMP ID 3.00 KMC #X8139 .....                        | 1   |
| 52       | PAFZZ    | 6685-01-521-3950 | 3NZK0 | TDH02-GERR      | CONTROL, TEMPERATURE MICRO<br>PROCESSOR DIGITAL ..... | 1   |
| 53       | PFFZZ    |                  | 04664 | 1136255         | BRACKET, THERMOSTAT .....                             | 1   |
| 54       | PAFZZ    | 5310-01-517-4200 | 04664 | 82-1017-001     | WASHER, FLAT 10 NYLON .....                           | 2   |
| 55       | PAFZZ    | 2540-01-518-4242 | 3NZK0 | 20900018        | VENTILATOR, AIR CIRC. ....                            | 4   |
| 56       | PAFZZ    | 5930-01-268-7728 | 12361 | 7-872-000568    | SWITCH, TOGGLE .....                                  | 1   |
| 57       | PAFZZ    | 2530-01-061-1351 | 13445 | 81264           | BOOT, VEHICULAR COMP .....                            | 1   |

END OF FIGURE



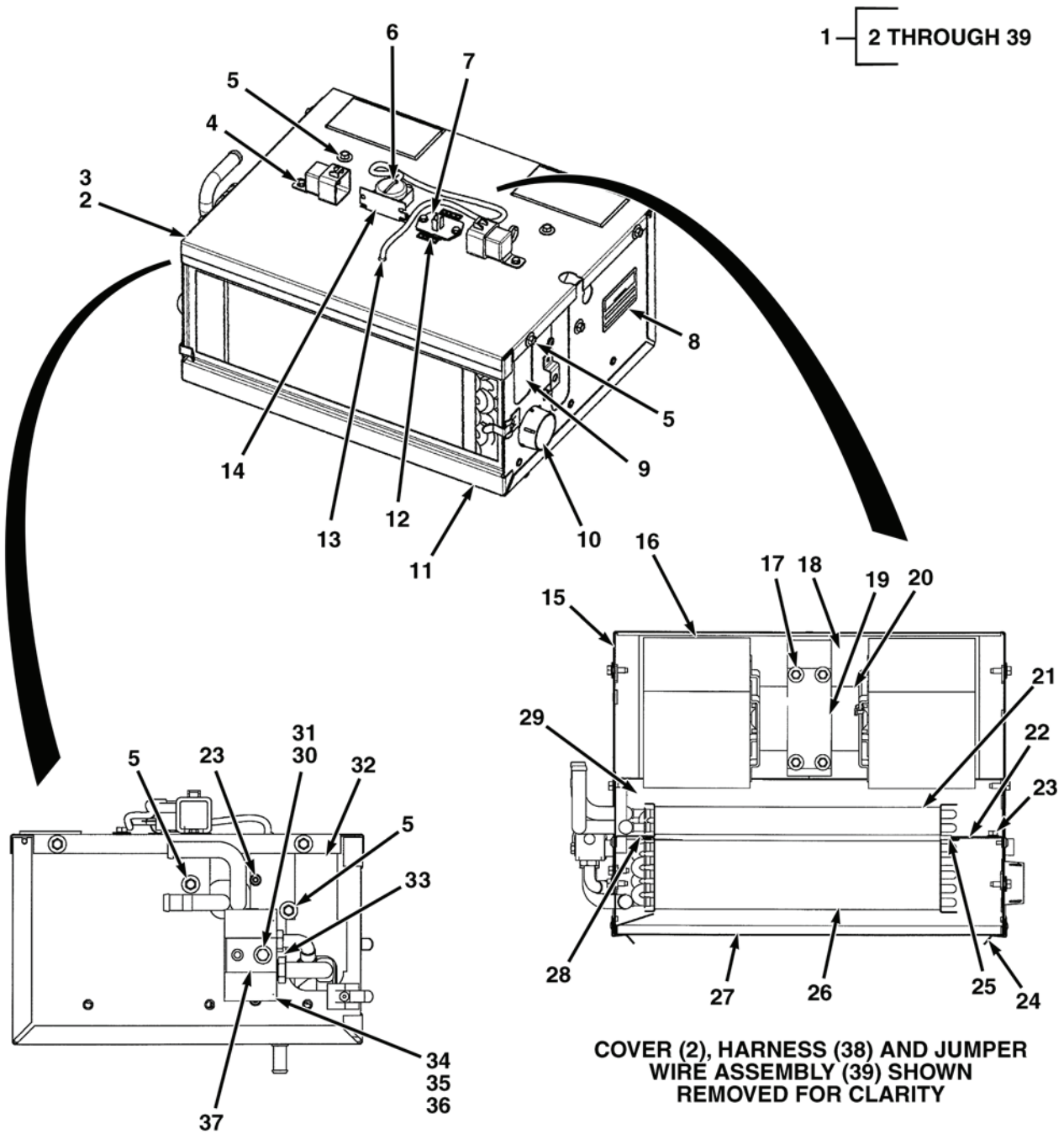


FIG. 7 CREW CAB AIR CONDITIONER/HEATER

| (1)      | (2)      | (3)              | (4)   | (5)             | (6)   | (7) |
|----------|----------|------------------|-------|-----------------|---|-----|
| ITEM NO. | SMR CODE | NSN              | CAGEC | PART NUMBER     | DESCRIPTION AND USABLE ON CODES (UOC)   | QTY |
|          |          |                  |       |                 | GROUP 52 REFRIGERATION AND AIR<br>CONDITIONING<br>COMPONENTS<br>FIG. 7 CREW CAB AIR<br>CONDITIONER/HEATER |     |
| 1        | PAFFF    | 2540-01-517-5284 | 62534 | R-9520          | AIR CONDITIONING UNIT . . . . .   | 1   |
| 2        | PFFZZ    |                  | 62534 | RD-3-8928-0     | . COVER ASSEMBLY . . . . .  | 1   |
| 3        | KFFZZ    |                  | 62534 | RD-3-9008-0     | . GASKET,COVER,HOUSIN PART OF KIT<br>PART NUMBER RD-11-0155-OP,CAGE<br>62534 . . . . .                    | 1   |
| 4        | PAFZZ    | 5305-01-517-9377 | 62534 | RD-5-5630-1-12  | . SCREW,CAP,HEXAGON H M5 X0.8-6G  | 6   |
| 5        | PAFZZ    | 5305-01-517-9373 | 62534 | RD-5-8222-1-12  | . SCREW,ASSEMBLED WAS<br>M6 X 1.0-6G . . . . .  | 2   |
| 6        | PAFZZ    |                  | 62534 | RD-5-3816-18    | . TUBE 1/8 . . . . .  | 1   |
| 7        | PAFZZ    | 5905-01-466-2808 | 62534 | RD-5-3647-OP    | . RESISTOR ASSEMBLY . . . . .   | 1   |
| 8        | PAFZZ    | 7530-01-520-5373 | 62534 | RD-5-4606-0     | . LABEL . . . . .   | 1   |
| 9        | PAFZZ    |                  | 62534 | RD-3-7697-0     | . COVER ASSEMBLY . . . . .  | 1   |
| 10       | PAFZZ    | 4520-01-518-1286 | 62534 | RD-5-4487-0     | . ADAPTER,AIR CONDITI HIGH<br>VOLUME . . . . .  | 1   |
| 11       | PAFZZ    |                  | 62534 | RD-3-8942-0     | . HOUSING ASSEMBLY . . . . .  | 1   |
| 12       | PAFZZ    | 6935-01-520-5882 | 62534 | RD-3-8113-0     | . GUARD,RESISTOR . . . . .  | 1   |
| 13       | PAFZZ    | 5325-01-517-9006 | 62534 | RD-4199-0       | . GROMMET,NONMETALLIC . . . . .   | 1   |
| 14       | PAFZZ    | 6685-01-517-4892 | 62534 | RD-5-11440-0P   | . THERMOSTAT,FLOW CON . . . . .   | 1   |
| 15       | KFFZZ    |                  | 62534 | RD-3-10139-0    | . GASKET,HOUSING PART OF KIT PART<br>NUMBER RD-11-0155-OP,CAGE 62534 .                                    | 1   |
| 16       | KFFZZ    |                  | 65234 | RD-2-3171-0     | . GASKET,HOUSING BACK PART OF KIT<br>PART NUMBER RD-11-0155-OP,CAGE<br>62534 . . . . .                    | 1   |
| 17       | PAFZZ    | 5305-01-517-9283 | 62534 | RD-5-8222-1-16  | . SCREW,ASSEMBLED WAS<br>M6 X 1.0-6G . . . . .  | 11  |
| 18       | KFFZZ    |                  | 62534 | RD-3-9026-0     | . GASKET,HOUSING,BOTT PART OF KIT<br>RD-11-0155-OP,CAGE 62534 . . . . .                                   | 1   |
| 19       | PFFZZ    | 2590-01-561-6202 | 62534 | RD-3-3174-0     | . BRACKET,VEHICULAR . . . . .   | 1   |
| 20       | PAFZZ    | 6105-01-517-5739 | 62534 | RD-3-7383-1     | . MOTOR,DIRECT CURREN . . . . .   | 1   |
| 21       | PAFZZ    | 2540-01-518-3803 | 62534 | RD-1-2006-0     | . RADIATOR,VEHICULAR . . . . .  | 1   |
| 22       | PAFZZ    |                  | 62534 | RD-3-7696-0     | . RETAINER,CORE . . . . .   | 1   |
| 23       | PAFZZ    | 5305-01-517-9375 | 62534 | RD-5-7218-0-375 | . SCREW,ASSEMBLED WAS 10-16 TY B<br>TORX . . . . .  | 4   |
| 24       | PAFZZ    | 5340-01-517-8600 | 62534 | RD-5-6239-0     | . CLIP,SPRING TENSION . . . . .   | 2   |
| 25       | PAFZZ    | 5340-01-517-9374 | 62534 | RD-5-4089-0     | . CLIP,RETAINING . . . . .  | 1   |

| (1)      | (2)      | (3)              | (4)   | (5)            | (6)   | (7) |
|----------|----------|------------------|-------|----------------|---|-----|
| ITEM NO. | SMR CODE | NSN              | CAGEC | PART NUMBER    | DESCRIPTION AND USABLE ON CODES (UOC)   | QTY |
| 26       | PAFZZ    | 4130-01-517-8946 | 62534 | RD-2-3070-0    | . EVAPORATOR COIL,REF . . . . .   | 1   |
| 27       | PAFZZ    | 2940-01-517-5296 | 62534 | RD-5-8076-0P   | . FILTER ELEMENT,INTA. . . . .  | 1   |
| 28       | PAFZZ    |                  | 62534 | RD-3-9884-0    | . RETAINER,CORE/EVAPO . . . . .   | 1   |
| 29       | KFFZZ    |                  | 62534 | RD-3-8939-0    | . GASKET,DRAIN PAN PART OF KIT<br>PART NUMBER RD-11-0155-OP,CAGE<br>62534 . . . . . | 1   |
| 30       | PAFZZ    | 5305-01-517-9281 | 62534 | RD-5-4556-1    | . SCREW,ASSEMBLED WAS M6 . . . . .  | 1   |
| 31       | PAFZZ    | 5305-01-517-9757 | 62534 | RD-5-5743-0-40 | . SCREW,ASSEMBLED WAS<br>M6 X 1.0 - 6G . . . . .                                    | 1   |
| 32       | PFFZZ    |                  | 62534 | RD-3-8934-0    | . COVER,PLUMBING . . . . .  | 1   |
| 33       | PAFZZ    | 5310-01-517-9443 | 62534 | RD-5-5679-0M   | . NUT,CLIP-ON M6 . . . . .  | 1   |
| 34       | PAFZZ    | 4820-01-517-7304 | 62534 | RD-5-11438-0P  | . VALVE,EXPANSION . . . . .   | 1   |
| 35       | PAFZZ    | 5331-01-520-5438 | 62534 | RD-5-4017-013M | . O-RING NO. 8 . . . . .  | 1   |
| 36       | PAFZZ    | 5331-01-531-3975 | 62534 | RD-5-3730-0M   | . O-RING NO. 10 . . . . .   | 1   |
| 37       | PAFZZ    | 5340-01-524-2263 | 62534 | RD-5-8410-0    | . COVER,ACCESS . . . . .  | 1   |
| 38       | PBFZZ    |                  | 62534 | RD2-3184-1     | . HARNESS ASSEMBLY . . . . .  | 1   |
| 39       | PBFZZ    |                  | 62534 | RD-3-10142-0   | . WIRE ASSEMBLY,JUMPE . . . . .   | 1   |

END OF FIGURE





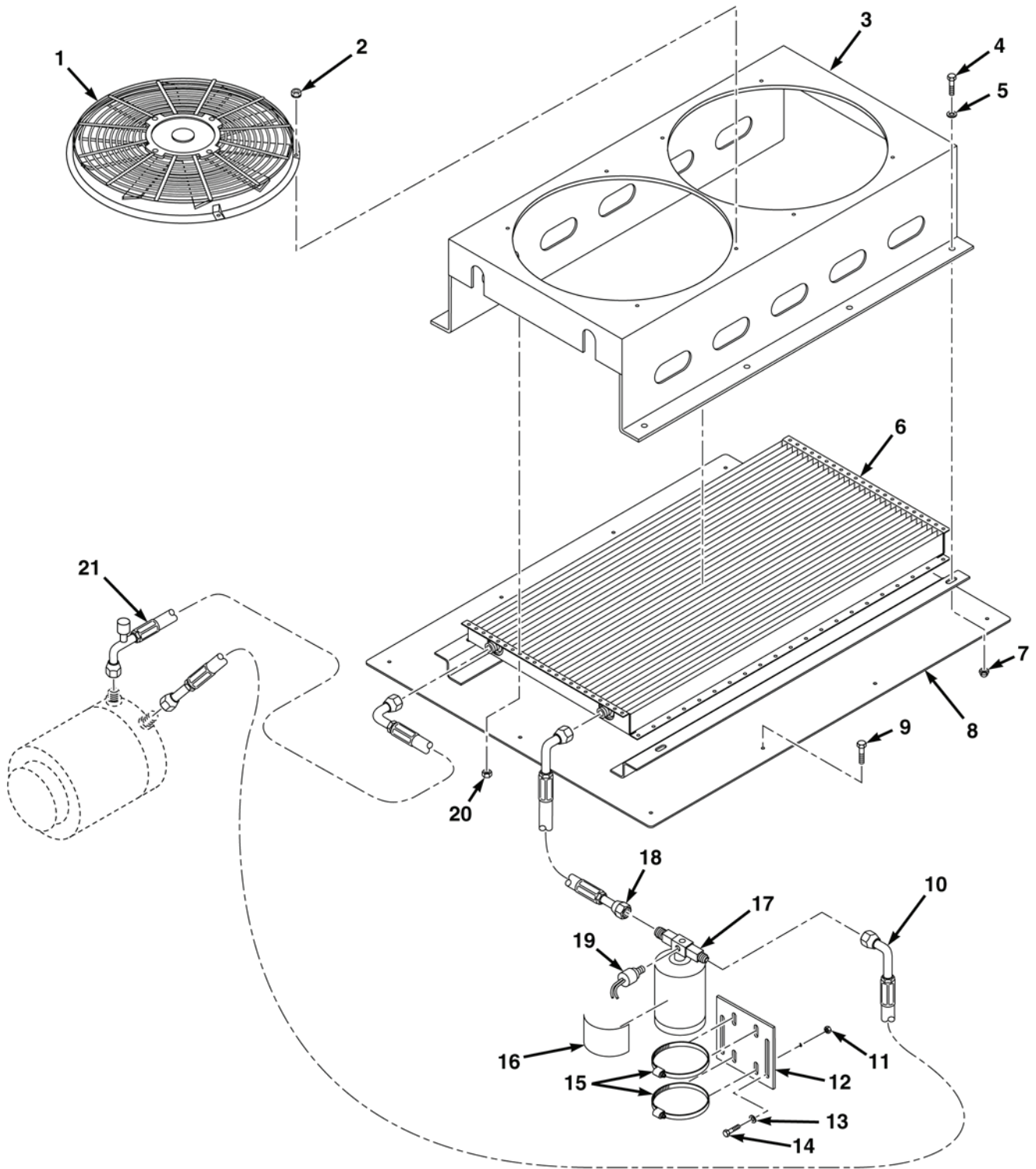


FIG. 8 CREW CAB AIR CONDITIONER CONDENSER INSTALLATION

| (1)  | (2)      | (3)              | (4)   | (5)             | (6)  | (7) |
|--|----------|------------------|-------|-----------------|--|-----|
| ITEM NO.   | SMR CODE | NSN              | CAGEC | PART NUMBER     | DESCRIPTION AND USABLE ON CODES (UOC)                  | QTY |
| GROUP 52 REFRIGERATION AND AIR CONDITIONING COMPONENTS |          |                  |       |                 |  |     |
| FIG. 8 CREW CAB AIR CONDITIONER CONDENSER INSTALLATION |          |                  |       |                 |  |     |
| 1  | PAFZZ    |                  | 3NZK0 | VA10-BP9/C-25A  | FAN ASSEMBLY . . . . .                                 | 2   |
| 2  | PAFZZ    | 5310-01-557-0654 | 0Y3H3 | 1137407         | NUT,PLAIN,HEX 10-24 . . . . .                          | 8   |
| 3  | PAFZZ    |                  | 3NZK0 | MIS536          | HOUSING,CONDENSER. . . . .                             | 1   |
| 4  | PAFZZ    | 5306-00-543-4405 | 80205 | MS35307-334     | BOLT,MACHINE 5/16-18 X 1 . . . . .                     | 8   |
| 5  | PAFZZ    | 5310-01-517-9876 | 04664 | MS 813          | WASHER,FLAT 5/16 . . . . .                             | 16  |
| 6  | PAFZZ    |                  | 3NZK0 | MIS771300       | CONDENSER, SUPER FLOW . . . . .                        | 1   |
| 7  | PAFZZ    | 5310-01-466-7850 | 5T389 | H001145         | NUT,SELF-LOCKING 5/16-18 NC . . . . .                  | 8   |
| 8  | PFFZZ    |                  | 04664 | 1355915         | PLATE ASSEMBLY,COVE . . . . .                          | 1   |
| 9  | PAFZZ    | 5305-00-732-0512 | 80204 | B1821BH050C075N | SCREW,CAP,HEXAGON HEAD,<br>1/2-13 X 3/4 . . . . .      | 10  |
| 10   | PAFZZ    | 4720-01-517-8542 | 62534 | RD-2-0815-14-70 | HOSE ASSEMBLY,NONME<br>CONDENSER TO RECEIVER. . . . .  | 1   |
| 11   | PAFZZ    | 5310-00-088-1251 | 81349 | M45913/1-4CG5C  | NUT,SELF-LOCKING 1/4-20 NC . . . . .                   | 2   |
| 12   | PFFZZ    | 2590-01-531-3002 | 62534 | RD-4220-0P      | BRACKET ASSEMBLY . . . . .                             | 1   |
| 13   | PAFZZ    | 5310-00-883-9417 | 80205 | MS35338-158     | WASHER,LOCK 1/4. . . . .                               | 2   |
| 14   | PAFZZ    | 5305-00-082-6721 | 96906 | MS51957-81      | SCREW,MACHINE 1/4-20 X 3/4 . . . . .                   | 2   |
| 15   | PAFZZ    | 4730-01-517-5373 | 04664 | 80-6029-017     | CLAMP,HOSE . . . . .                                   | 2   |
| 16   | PFFZZ    |                  | 62534 | RD-5-6125-0     | LABEL,IDENTIFICATIO . . . . .                          | 1   |
| 17   | PAFZZ    | 4130-01-518-0265 | 62534 | RD-5-7063-0     | RECEIVER,LIQUID REF . . . . .                          | 1   |
| 18   | PAFZZ    | 4720-01-517-8537 | 62534 | RD-2-1647-24    | HOSE ASSEMBLY,NONME RECIEVER<br>TO EVAPORATOR. . . . . | 1   |
| 19   | PAFZZ    | 5930-01-518-0290 | 62534 | RD-5-8433-0     | SWITCH,PRESSURE . . . . .                              | 1   |
| 20   | PAFZZ    | 5310-01-067-8396 | 81580 | 104066          | NUT,LOCK 1/4-20 . . . . .                              | 8   |
| 21   | PAFZZ    | 4720-01-517-8538 | 62534 | RD-2-1649-29    | HOSE ASSEMBLY,NONME. . . . .                           | 1   |
| <b>END OF FIGURE</b>                                   |          |                  |       |                 |  |     |

- 1 — 2 THROUGH 8
- 2 — 3
- 7 — 8

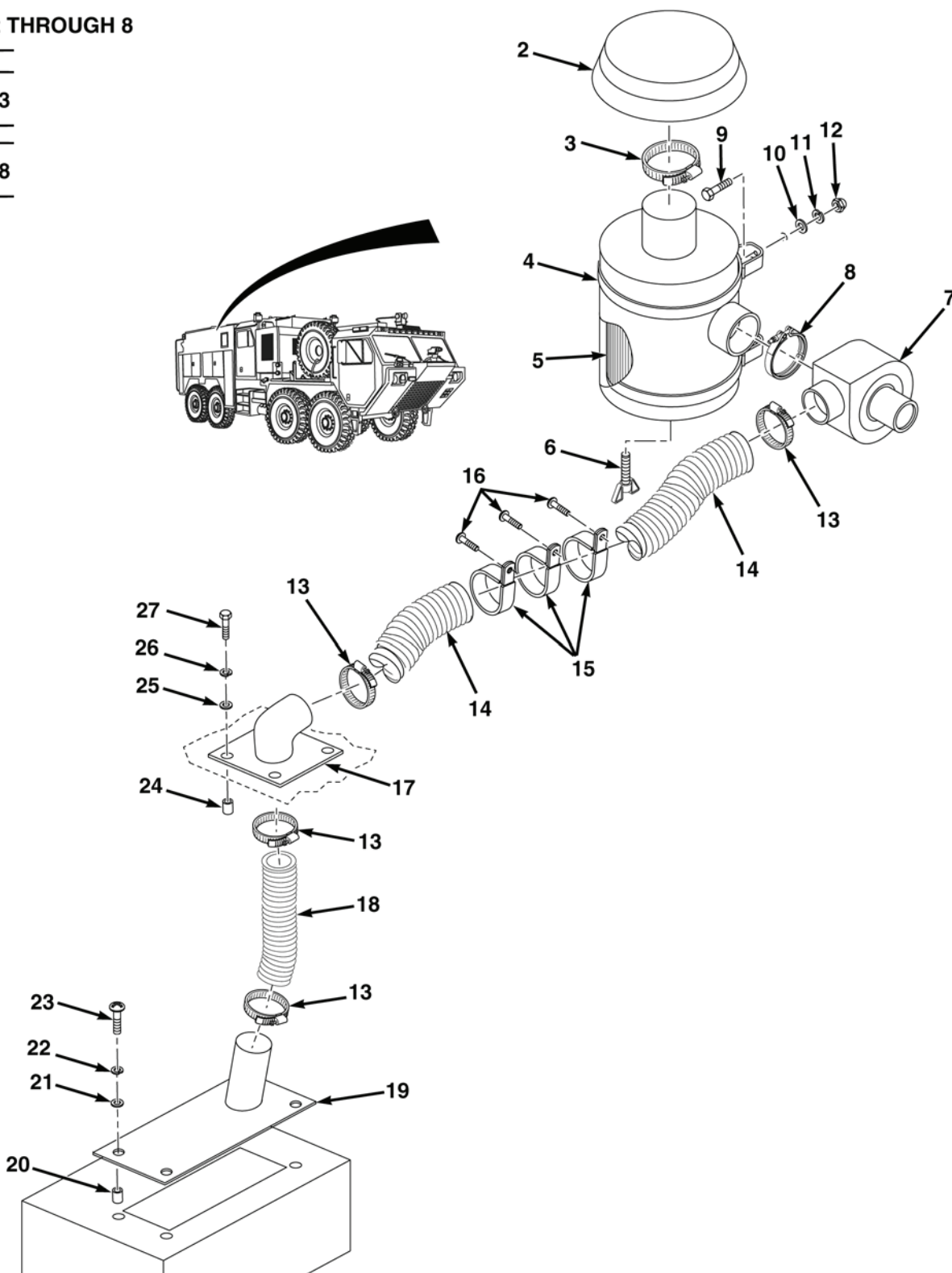


FIG. 9 CREW CAB FRESH AIR INTAKE SYSTEM

| (1)  | (2)      | (3)              | (4)   | (5)             | (6)  | (7) |
|--|----------|------------------|-------|-----------------|--|-----|
| ITEM NO.   | SMR CODE | NSN              | CAGEC | PART NUMBER     | DESCRIPTION AND USABLE ON CODES (UOC)              | QTY |
| GROUP 52 REFRIGERATION AND AIR<br>CONDITIONING<br>COMPONENTS |          |                  |       |                 |  |     |
| FIG. 9 CREW CAB FRESH AIR<br>INTAKE SYSTEM                   |          |                  |       |                 |  |     |
| 1  | PAFZZ    |                  | 62534 | 78R5110         | FILTER ASSEMBLY REMOTE MOUNT .                     | 1   |
| 2  | PAFZZ    |                  | 62534 | RD-5-5152-0P    | . HOOD . . . . .                                   | 1   |
| 3  | PAFZZ    | 4730-00-908-6294 | 58536 | A-A-52506-F-104 | . . CLAMP,HOSE . . . . .                           | 1   |
| 4  | PAFZZ    |                  | 62534 | RD-5-5150-OP    | . BAND . . . . .                                   | 2   |
| 5  | PAFZZ    | 2940-01-521-9916 | 62534 | RD-5-5432-0P    | . FILTER ELEMENT,INTA. . . . .                     | 1   |
| 6  | PAFZZ    | 5305-01-022-8972 | 18265 | P01-8464        | . THUMBSCREW . . . . .                             | 1   |
| 7  | PAFZZ    |                  | 62534 | 73R9204         | . BLOWER ASSEMBLY, BOOSTER . . . .                 | 1   |
| 8  | PAFZZ    |                  | 7Z588 | BR-TB 400       | . . CLAMP,HOSE . . . . .                           | 1   |
| 9  | PAFZZ    | 5305-00-725-2317 | 80204 | B1821BH038C150N | SCREW,CAP,HEXAGON HEAD,<br>3/8-16 X 1 1/2. . . . . | 4   |
| 10   | PAFZZ    | 5310-00-087-7493 | 96906 | MS27183-13      | WASHER,FLAT 3/8 . . . . .                          | 4   |
| 11   | PAFZZ    | 5310-00-926-5877 | 96906 | MS35338-160     | WASHER,LOCK 3/8. . . . .                           | 4   |
| 12   | PAFZZ    | 5310-00-474-3798 | 58536 | MS24679-7       | NUT,PLAIN,CAP 3/8-16. . . . .                      | 4   |
| 13   | PAFZZ    | 4730-00-908-6293 | 06481 | T-218758        | CLAMP,HOSE . . . . .                               | 2   |
| 14   | PAFZZ    |                  | 04664 | 1408566-0002    | DUCT,FLEX HOSE 3 IN X 68 IN . . . . .              | 1   |
| 15   | PAFZZ    | 5340-00-562-2925 | 45152 | 2683HX          | CLAMP,LOOP . . . . .                               | 3   |
| 16   | PAFZZ    | 5305-00-988-1727 | 80205 | MS35206-283     | SCREW,MACHINE 1/4-20 X 1. . . . .                  | 3   |
| 17   | PFFZZ    |                  | 04664 | 1407574         | PLATE ASSY,AIR INTA . . . . .                      | 1   |
| 18   | PAFZZ    |                  | 04664 | 1408566-0001    | DUCT,FLEX HOSE 3 IN X 52 IN . . . . .              | 1   |
| 19   | PFFZZ    |                  | 04664 | 1407826         | PLATE ASSY,AIR INTA FRESH AIR . . . .              | 1   |
| 20   | PAFZZ    | 5325-01-411-0066 | 78276 | ALS4-1024-130   | INSERT,SCREW THREAD 10-24 . . . . .                | 4   |
| 21   | PAFZZ    | 5310-00-765-3197 | 96906 | MS27183-41      | WASHER,FLAT 10. . . . .                            | 4   |
| 22   | PAFZZ    | 5310-00-045-3296 | 80205 | MS35338-43      | WASHER,LOCK 10 . . . . .                           | 4   |
| 23   | PAFZZ    | 5305-00-984-6214 | 80205 | MS35206-267     | SCREW,MACHINE 10-24 X 1.00. . . . .                | 4   |
| 24   | PAFZZ    | 5325-01-517-2270 | 04664 | 82-0257-0002    | INSERT,SCREW THREAD .25-20 . . . . .               | 4   |
| 25   | PAFZZ    | 5310-00-823-8804 | 96906 | MS27183-9       | WASHER,FLAT 1/4 . . . . .                          | 4   |
| 26   | PAFZZ    | 5310-00-582-5965 | 80205 | MS35338-44      | WASHER,LOCK .25. . . . .                           | 4   |
| 27   | PAFZZ    | 5305-00-068-0502 | 80205 | MS90725-6       | SCREW,CAP,HEXAGON 1/4-20 X 3/4. . .                | 4   |
| <b>END OF FIGURE</b>   |          |                  |       |                 |  |     |

END OF WORK PACKAGE



FIELD LEVEL MAINTENANCE

FUNCTION GROUP CODE 76 - FIREFIGHTING EQUIPMENT COMPONENTS

|                 |   | Figure | Page    |
|-----------------|---|--------|---------|
| <b>GROUP 76</b> | <b>FIREFIGHTING EQUIPMENT COMPONENTS</b>                      |        |         |
| <b>7601</b>     | <b>WATER PUMP ENGINE ASSEMBLY</b>                             |        |         |
|                 | AIR CLEANER ASSEMBLY . . . . .                                | 10     | 0615-8  |
|                 | EXHAUST SYSTEM INSTALLATION. . . . .                          | 11     | 0615-12 |
|                 | WATER PUMP ENGINE ASSEMBLY . . . . .                          | 12     | 0615-14 |
|                 | WATER PUMP ENGINE ASSEMBLY MOUNTING<br>INSTALLATION . . . . . | 13     | 0615-16 |
|                 | VALVE COVERS AND CYLINDER HEAD ASSEMBLY. . . . .              | 14     | 0615-18 |
|                 | WATER PUMP ASSEMBLY INSTALLATION. . . . .                     | 15     | 0615-22 |
|                 | TURBOCHARGER MOUNTING INSTALLATION . . . . .                  | 16     | 0615-24 |
|                 | FUEL PUMP ASSEMBLY INSTALLATION . . . . .                     | 17     | 0615-28 |
|                 | FUEL INJECTOR ASSEMBLY . . . . .                              | 18     | 0615-30 |
|                 | FUEL PRE-FILTER ASSEMBLY . . . . .                            | 19     | 0615-34 |
|                 | FUEL FILTER ASSEMBLY . . . . .                                | 20     | 0615-36 |
|                 | HEATER FUEL TANK PICK-UP INSTALLATION . . . . .               | 21     | 0615-38 |
|                 | OIL FILTER ASSEMBLY . . . . .                                 | 22     | 0615-40 |
|                 | OIL PUMP/FRONT COVER ASSEMBLY . . . . .                       | 23     | 0615-42 |
|                 | OIL PAN ASSEMBLY . . . . .                                    | 24     | 0615-44 |
|                 | STARTER MOUNTING INSTALLATION . . . . .                       | 25     | 0615-46 |
|                 | STARTER ASSEMBLY. . . . .                                     | 26     | 0615-48 |
|                 | ALTERNATOR ASSEMBLY INSTALLATION. . . . .                     | 27     | 0615-50 |
|                 | ALTERNATOR ASSEMBLY . . . . .                                 | 28     | 0615-52 |
|                 | CRANKCASE BREATHER. . . . .                                   | 29     | 0615-54 |
|                 | CRANKCASE . . . . .   | 30     | 0615-56 |
|                 | CRANKSHAFT . . . . .  | 31     | 0615-58 |
|                 | GEAR CASE. . . . .  | 32     | 0615-60 |
|                 | FLYWHEEL. . . . .   | 33     | 0615-62 |
|                 | OIL COOLER BOX . . . . .                                      | 34     | 0615-64 |
|                 | CHARGE AIR PIPE . . . . .                                     | 35     | 0615-66 |
|                 | WATER PUMP ASSEMBLY . . . . .                                 | 36     | 0615-69 |

|             | Figure  | Page        |
|-------------|---|-------------|
| <b>7602</b> | <b>RELIEF VALVE ASSEMBLY</b>                          |             |
|             | INTAKE RELIEF/DUMP VALVE INSTALLATION . . . . .       | 37 0615-74  |
|             | THERMAL RELIEF VALVE INSTALLATION . . . . .           | 38 0615-76  |
| <b>7604</b> | <b>PRIMER PUMP ASSEMBLY</b>                           |             |
|             | PRIMER PUMP INSTALLATION . . . . .                    | 39 0615-78  |
|             | PRIMER PUMP ASSEMBLY . . . . .                        | 40 0615-80  |
|             | PRIMER PUMP VALVE INSTALLATION . . . . .              | 41 0615-83  |
|             | PRIMER PUMP TANK INSTALLATION . . . . .               | 42 0615-86  |
| <b>7606</b> | <b>DRAIN VALVE ASSEMBLY</b>                           |             |
|             | DISCHARGE DRAIN VALVES . . . . .                      | 43 0615-88  |
|             | MAIN AND AUXILIARY INLET BLEEDER VALVES . . . . .     | 44 0615-90  |
|             | MULTI-PORT DRAIN . . . . .                            | 45 0615-92  |
|             | WATER TANK DRAIN VALVE . . . . .                      | 46 0615-94  |
| <b>7612</b> | <b>FOAM TANK ASSEMBLY</b>                             |             |
|             | FOAM SYSTEM PIPING . . . . .                          | 47 0615-96  |
|             | FOAM SYSTEM CONNECTORS/CONTROLS . . . . .             | 48 0615-100 |
|             | MULTI-METERING VALVE . . . . .                        | 49 0615-102 |
| <b>7613</b> | <b>WATER TANK ASSEMBLY</b>                            |             |
|             | MAIN AND AUXILIARY INTAKE VALVES . . . . .            | 50 0615-104 |
|             | WATER TANK ASSEMBLY . . . . .                         | 51 0615-108 |
|             | TANK AND BODY CRADLE MOUNTING INSTALLATION . . . . .  | 52 0615-112 |
|             | TANK VENT ASSEMBLY . . . . .                          | 53 0615-114 |
|             | WATER TANK HEATER INSTALLATION . . . . .              | 54 0615-116 |
| <b>7615</b> | <b>INSTRUMENT HOUSING ASSEMBLY</b>                    |             |
|             | CAB CONTROL PANEL ASSEMBLY . . . . .                  | 55 0615-119 |
|             | PUMP OPERATOR'S PANEL ELECTRICAL COMPONENTS . . . . . | 56 0615-123 |
|             | GOVERNOR ASSEMBLY (1325775) . . . . .                 | 57 0615-128 |
|             | CONTROL PANEL ASSEMBLY . . . . .                      | 58 0615-130 |
|             | SINCGARS . . . . .                                    | 59 0615-134 |
| <b>7621</b> | <b>WARNING LIGHT ASSEMBLY</b>                         |             |
|             | LIGHT, WELDON, 3800 SERIES . . . . .                  | 60 0615-136 |
|             | LIGHT MOUNTING BRACKET . . . . .                      | 61 0615-138 |
|             | COVER GROUP, WIRE, REAR BODY . . . . .                | 62 0615-140 |
|             | LIGHT ASSEMBLY, CLEARANCE, AMBER (1184086) . . . . .  | 63 0615-142 |



|  | Figure | Page     |
|--|--------|----------|
| LIGHT ASSEMBLIES, REAR CLEARANCE.....                      | 64     | 0615-144 |
| STROBE LIGHT INSTALLATION.....                             | 65     | 0615-146 |
| BRACKET, LIGHTS, ROOF MOUNTED .....                        | 66     | 0615-148 |
| <b>7622 SPOTLIGHTS (FRONT AND REAR)</b>                    |        |          |
| LIGHT, DECK SPT UNITY W/SQR BRACKET .....                  | 67     | 0615-150 |
| FLOODLIGHT, EXTENDABLE.....                                | 68     | 0615-152 |
| <b>7623 DOME AND ENGINE LIGHT ASSEMBLY</b>                 |        |          |
| CREW CAB DOME LIGHT (CLEAR) .....                          | 69     | 0615-154 |
| COMPARTMENT DOME LIGHT AND SWITCH.....                     | 70     | 0615-156 |
| PUMP HOUSE/CONTROL PANEL LIGHT.....                        | 71     | 0615-158 |
| <b>7626 MISCELLANEOUS ELECTRICAL</b>                       |        |          |
| RECEPTACLE ASSEMBLY (1325204) .....                        | 72     | 0615-160 |
| RECEPTACLE ASSEMBLY (1186208) .....                        | 73     | 0615-162 |
| BATTERY EQUALIZER .....                                    | 74     | 0615-164 |
| REAR COMPARTMENT BREAKER BOX .....                         | 75     | 0615-166 |
| CORD REEL CONTROL ASSEMBLY .....                           | 76     | 0615-170 |
| CORD REEL ASSEMBLY INSTALLATION .....                      | 77     | 0615-172 |
| CORD REEL ASSEMBLY.....                                    | 78     | 0615-174 |
| CONTROL ASSEMBLY, EQUIPMENT (LADDER) RACK .....            | 79     | 0615-178 |
| PUMP HOUSE FAN ASSEMBLY.....                               | 80     | 0615-180 |
| BUZZER BOX ASSEMBLY.....                                   | 81     | 0615-182 |
| SHORELINE INLET RECEPTACLE.....                            | 82     | 0615-184 |
| ELECTRICAL GROUP, POWER DISTRIBUTION (1356924) ...         | 83     | 0615-186 |
| INTERCOM ASSEMBLY (1326120).....                           | 84     | 0615-188 |
| RADIO ASSEMBLY AND MOUNTING INSTALLATION .....             | 85     | 0615-190 |
| FUEL QUANTITY SENDING UNIT.....                            | 86     | 0615-192 |
| HARNESS ASSEMBLY, DS/SW (1136481) (CN 189425) .....        | 87     | 0615-195 |
| HARNESS ASSEMBLY, PUMP CONTROL (1136480) .....             | 88     | 0615-199 |
| HARNESS ASSEMBLY, CAB/ROOF (CN 189425) .....               | 89     | 0615-202 |
| HARNESS ASSEMBLY, CONTROL VALVE (1183241).....             | 90     | 0615-204 |
| HARNESS ASSEMBLY, CREW CAB.....                            | 91     | 0615-206 |
| HARNESS ASSEMBLY, EQUIPMENT (LADDER) RACK<br>CONTROL ..... | 92     | 0615-208 |
| HARNESS ASSEMBLY, POWER DISTRIBUTOR (1136482) ...          | 93     | 0615-211 |
| HARNESS ASSEMBLY, POWER DISTRIBUTION (1136473)...          | 94     | 0615-216 |

|  | Figure | Page     |
|--|--------|----------|
| HARNESS ASSEMBLY, PUMP HOUSE (1360124) . . . . .     | 95     | 0615-218 |
| HARNESS ASSEMBLY, PUMP OPERATOR'S PANEL (1136484)    | 96     | 0615-221 |
| HARNESS, TFFT REAR BODY . . . . .                    | 97     | 0615-226 |
| HARNESS, TFFT PS BODY . . . . .                      | 98     | 0615-228 |
| HARNESS, TFFT DS BODY . . . . .                      | 99     | 0615-232 |
| HARNESS ASSEMBLY, MAIN (1136483). . . . .            | 100    | 0615-235 |
| HARNESS, ENGINE . . . . .                            | 101    | 0615-240 |
| CABLE ASSEMBLY (1296580) . . . . .                   | 102    | 0615-242 |
| CABLE ASSEMBLY (1224690) . . . . .                   | 103    | 0615-244 |
| CABLE ASSEMBLY (60-4111) . . . . .                   | 104    | 0615-246 |
| CABLE ASSEMBLY (1224983) . . . . .                   | 105    | 0615-248 |
| CABLE ASSEMBLY, CONTROL VALVE (1198149) . . . . .    | 106    | 0615-250 |
| <b>7629      AUXILIARY ENGINE COOLING ASSEMBLY</b>   |        |          |
| RADIATOR MOUNTING . . . . .                          | 107    | 0615-252 |
| RADIATOR ASSEMBLY . . . . .                          | 108    | 0615-254 |
| COOLER ASSEMBLY . . . . .                            | 109    | 0615-256 |
| COOLING FAN . . . . .                                | 110    | 0615-260 |
| COOLING HOSES, LINES, AND FITTINGS . . . . .         | 111    | 0615-264 |
| ACTUATOR/CONTROL ROD . . . . .                       | 112    | 0615-266 |
| <b>7630      PIPING, WATER AND FOAM</b>              |        |          |
| DISCHARGE PIPING SYSTEM. . . . .                     | 113    | 0615-269 |
| WATER TANK TO PUMP VALVES . . . . .                  | 114    | 0615-274 |
| <b>7635      SPECIAL PURPOSE BODY</b>                |        |          |
| POWER STEERING MOD. . . . .                          | 115    | 0615-276 |
| AIR BAG STOWAGE BOXES . . . . .                      | 116    | 0615-278 |
| SCBA SEAT MOUNTING, SEAT, AND SEAT BELTS . . . . .   | 117    | 0615-281 |
| PASSENGER SEAT AND MOUNTING ASSEMBLY - TFFT. . . . . | 118    | 0615-284 |
| CREW CAB DOOR ASSEMBLY, LH AND RH . . . . .          | 119    | 0615-286 |
| PERSONEL CAB AND CREW CAB LADDER INSTALLATION . .    | 120    | 0615-293 |
| CREW CAB ASSEMBLY . . . . .                          | 121    | 0615-298 |
| CREW CAB ROOF HATCH INSTALLATION . . . . .           | 122    | 0615-304 |
| PUMP HOUSE FRAME ASSEMBLY. . . . .                   | 123    | 0615-306 |
| PUMP HOUSE BRACKETS . . . . .                        | 124    | 0615-309 |
| PUMP HOUSE ASSEMBLY . . . . .                        | 125    | 0615-313 |

|  | Figure | Page     |
|--|--------|----------|
| DOOR ASSEMBLY (1235470) . . . . .                | 126    | 0615-320 |
| DOOR ASSEMBLY (1355266) . . . . .                | 127    | 0615-322 |
| DOOR ASSEMBLY (1355267) . . . . .                | 128    | 0615-324 |
| DOOR ASSEMBLY (1355268) . . . . .                | 129    | 0615-326 |
| DOOR ASSEMBLY (1355269) . . . . .                | 130    | 0615-328 |
| DOOR ASSEMBLY, EQUIPMENT (LADDER) RACK . . . . . | 131    | 0615-330 |
| DOOR ASSEMBLY (1358983) . . . . .                | 132    | 0615-332 |
| EQUIPMENT (LADDER) RACK INSTALLATION . . . . .   | 133    | 0615-334 |
| GAS CAN COMPARTMENT . . . . .                    | 134    | 0615-336 |
| HANDRAILS, BODY MOUNTED . . . . .                | 135    | 0615-338 |
| HOSE BED GRATING ASSEMBLY . . . . .              | 136    | 0615-340 |
| HOSE BED COVER PACKAGE . . . . .                 | 137    | 0615-344 |
| HOSE BED PRE-CONNECT MOUNTING ASSEMBLY . . . . . | 138    | 0615-348 |
| TRAY ASSEMBLY, SLIDE (1372249) . . . . .         | 139    | 0615-352 |
| RIGHT REAR SWING DOWN LADDER . . . . .           | 140    | 0615-356 |
| SPLASH GUARD INSTALLATION . . . . .              | 141    | 0615-358 |
| REAR WORK PLATFORM . . . . .                     | 142    | 0615-360 |
| REAR LIFT BAR ASSEMBLY . . . . .                 | 143    | 0615-364 |
| AB-COMPARTMENT TRIM KIT . . . . .                | 144    | 0615-366 |
| HSH THROUGH ASSEMBLY . . . . .                   | 145    | 0615-368 |
| DOOR ASSEMBLY, H1 . . . . .                      | 146    | 0615-370 |
| WHEEL CHOCK STORAGE BOX . . . . .                | 147    | 0615-372 |
| DOOR ASSEMBLY, D1 . . . . .                      | 148    | 0615-374 |
| DOOR ASSEMBLY, D2/D3 . . . . .                   | 149    | 0615-376 |
| COMPARTMENT ASSEMBLY, D4 . . . . .               | 150    | 0615-378 |
| DOOR ASSEMBLY, P1 . . . . .                      | 151    | 0615-380 |
| DOOR ASSEMBLY, P2/P3 . . . . .                   | 152    | 0615-382 |
| DOOR ASSEMBLY, P4 . . . . .                      | 153    | 0615-384 |
| DOOR ASSEMBLY, P5 . . . . .                      | 154    | 0615-386 |
| DOOR ASSEMBLY, REAR . . . . .                    | 155    | 0615-390 |
| D1 COMPARTMENT BRACKETS . . . . .                | 156    | 0615-392 |
| D2 COMPARTMENT BRACKETS . . . . .                | 157    | 0615-394 |
| D3 COMPARTMENT BRACKETS . . . . .                | 158    | 0615-396 |
| P1 COMPARTMENT BRACKETS . . . . .                | 159    | 0615-398 |

|  | Figure | Page     |
|--|--------|----------|
| P2 COMPARTMENT BRACKETS . . . . .                          | 160    | 0615-401 |
| P3 COMPARTMENT BRACKETS . . . . .                          | 161    | 0615-404 |
| P4 COMPARTMENT BRACKETS . . . . .                          | 162    | 0615-407 |
| REAR PLATFORM COMPARTMENT BRACKETS . . . . .               | 163    | 0615-411 |
| <b>7636 MOUNTING BRACKET, FUEL TANK, AND AIR RESERVOIR</b> |        |          |
| CREW CAB AND PUMP HOUSE MOUNTING INSTALLATION .            | 164    | 0615-416 |
| HYDRANT TOOLS MOUNTING BRACKETS . . . . .                  | 165    | 0615-418 |
| BUMPER TURRET PLATFORM INSTALLATION . . . . .              | 166    | 0615-420 |
| <b>7639 FIXED FIRE FIGHTING</b>                            |        |          |
| ROOF AND BUMPER TURRET PIPING SYSTEM . . . . .             | 167    | 0615-422 |
| BUMPER TURRET ASSEMBLY . . . . .                           | 168    | 0615-425 |
| GROUND SWEEP INSTALLATION . . . . .                        | 169    | 0615-430 |
| ROOF TURRET INSTALLATION . . . . .                         | 170    | 0615-433 |
| ROOF TURRET ASSEMBLY . . . . .                             | 171    | 0615-438 |
| WINDSHIELD DELUGE INSTALLATION . . . . .                   | 172    | 0615-443 |
| <b>7651 HEATER ASSEMBLY, REAR COMPARTMENT</b>              |        |          |
| PUMP HOUSE HEATER INSTALLATION . . . . .                   | 173    | 0615-448 |
| REAR COMPARTMENT HEATER INSTALLATION . . . . .             | 174    | 0615-452 |
| <b>7653 GENERATOR</b>                                      |        |          |
| GENERATOR ASSEMBLY INSTALLATION (1325750) . . . . .        | 175    | 0615-454 |
| HYDRAULIC GENERATOR LINES AND FITTINGS . . . . .           | 176    | 0615-456 |
| HYDRAULIC GENERATOR . . . . .                              | 177    | 0615-458 |
| HYDRAULIC GENERATOR RESERVOIR . . . . .                    | 178    | 0615-462 |
| PTO/HYDRAULIC GENERATOR PUMP . . . . .                     | 179    | 0615-466 |
| <b>7655 MISCELLANEOUS WINTERIZATION EQUIPMENT</b>          |        |          |
| CREW CAB INSULATION . . . . .                              | 180    | 0615-470 |
| HEAT TRACE SYSTEM INSTALLATION . . . . .                   | 181    | 0615-472 |
| DEUTZ SPECIAL TOOLS . . . . .                              | 182    | 0615-475 |



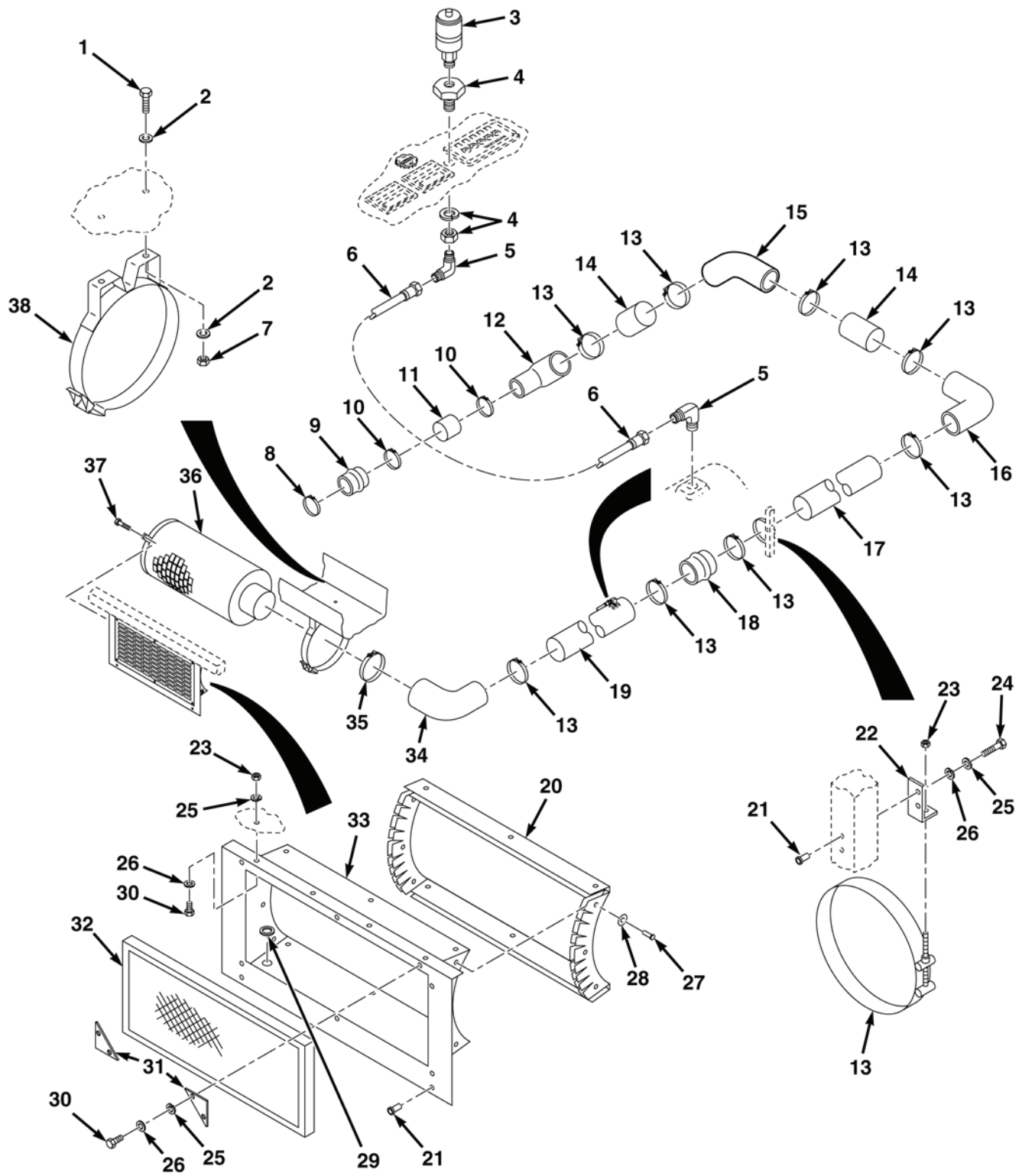


FIG. 10 AIR CLEANER ASSEMBLY

| (1)                                   | (2)      | (3)              | (4)   | (5)             | (6)   | (7) |
|---------------------------------------|----------|------------------|-------|-----------------|---|-----|
| ITEM NO.                              | SMR CODE | NSN              | CAGEC | PART NUMBER     | DESCRIPTION AND USABLE ON CODES (UOC)                                     | QTY |
| GROUP 7601 WATER PUMP ENGINE ASSEMBLY |          |                  |       |                 |   |     |
| FIG. 10 AIR CLEANER ASSEMBLY          |          |                  |       |                 |   |     |
| 1                                     | PAFZZ    | 5305-00-543-2419 | 80204 | B1821BH038C113N | SCREW,CAP,HEXAGON HEAD,<br>3/8-16 X 1 1/8. ....                           | 4   |
| 2                                     | PAFZZ    | 5310-00-087-7493 | 96906 | MS27183-13      | WASHER,FLAT 3/8 .....   | 8   |
| 3                                     | PAFZZ    | 2940-01-449-7635 | 18265 | X002252         | INDICATOR,FILTER WA .....   | 1   |
| 4                                     | PAFZZ    | 4730-00-574-8807 | 93061 | 207ACBH-2       | COUPLING,PIPE .....   | 1   |
| 5                                     | PAFZZ    | 4730-00-951-3972 | 96906 | MS51504A4S      | ELBOW,PIPE TO TUBE. ....  | 1   |
| 6                                     | PAFZZ    | 4720-00-481-9390 | 13174 | C104            | HOSE,NONMETALLIC. ....  | 54  |
| 7                                     | PAFZZ    | 5310-00-087-4652 | 81349 | M45913/1-6CG5C  | NUT,SELF-LOCKING 3/8-12 .....   | 4   |
| 8                                     | PAFZZ    | 5340-01-517-8590 | 54646 | C412C-75-410-S  | BOLT ASSEMBLY,CLAMP 4 .....   | 1   |
| 9                                     | PAFZZ    | 4720-01-517-8602 | 64386 | 1073540         | HOSE,NONMETALLIC. ....  | 1   |
| 10                                    | PAFZZ    | 5340-01-517-7014 | 04664 | 80-6037         | CLAMP,LOOP 4.00 .....   | 2   |
| 11                                    | PAFZZ    |                  | 04664 | 931096-00750    | TUBING .....  | 1   |
| 12                                    | PAFZZ    | 4730-01-517-8599 | 64386 | 90HL5CR40ST     | ELBOW,HOSE .....  | 1   |
| 13                                    | PAFZZ    | 5340-01-517-9387 | 54646 | C410C-75-566-S  | CLAMP,LOOP .....  | 8   |
| 14                                    | PAFZZ    |                  | 04664 | 931088-00450    | TUBING .....  | 2   |
| 15                                    | PAFZZ    | 4730-01-517-5340 | 04664 | 42-0002         | ELBOW,HOSE .....  | 1   |
| 16                                    | PAFZZ    | 4720-00-134-4655 | 19207 | 11664545        | HOSE,PREFORMED .....  | 1   |
| 17                                    | PAFZZ    |                  | 04664 | 931088-02600    | TUBING .....  | 1   |
| 18                                    | PAFZZ    | 4720-01-517-8601 | 64386 | 3H5             | HOSE,NONMETALLIC 5 IN. LG. ....   | 1   |
| 19                                    | PAFZZ    |                  | 04664 | 1365916         | TUBE ASSEMBLY .....   | 1   |
| 20                                    | MFFZZ    |                  | 04664 | 943011-24       | RUBBER MAKE FROM P/N<br>SK60-08X3X50,CAGE 0ABC1,APPROX<br>24 IN. LG. .... | 2   |
| 21                                    | PAFZZ    | 5325-01-394-2414 | 78276 | ALS7-420-165    | INSERT,SCREW THREAD 1/4-20 .....  | 4   |
| 22                                    | PFFZZ    |                  | 04664 | 1342218         | BRACKET,SUPPORT AIR INLET PIPE. .   | 1   |
| 23                                    | PAFZZ    | 5310-01-066-6759 | 56878 | 21NE-040        | NUT,SELF-LOCKING 1/4-20 NC .....  | 23  |
| 24                                    | PAFZZ    | 5305-00-068-0509 | 80204 | B1821BH025C125N | SCREW,CAP,HEXAGON HEAD,<br>1/4-20 X 1 1/4. ....                           | 2   |
| 25                                    | PAFZZ    | 5310-01-103-6042 | 96906 | MS51412-4       | WASHER,FLAT 1/4 .....   | 2   |
| 26                                    | PAFZZ    | 5310-00-883-9417 | 80205 | MS35338-158     | WASHER,LOCK 1/4. ....   | 2   |
| 27                                    | PAFZZ    | 5320-01-418-5864 | 7J925 | ABS56           | RIVET,BLIND .....   | 16  |
| 28                                    | PAFZZ    | 5310-00-765-3197 | 96906 | MS27183-41      | WASHER,FLAT 3/16 .....  | 16  |
| 29                                    | PAFZZ    | 5325-00-276-5954 | 96906 | MS35489-49      | GROMMET,NONMETALLIC. ....   | 1   |
| 30                                    | PAFZZ    | 5305-00-071-1318 | 96906 | MS51957-83      | SCREW,MACHINE 1/4-20 X 1. ....  | 6   |
| 31                                    | PFFZZ    | 5340-01-517-6008 | 04664 | 1395914         | BRACKET,MOUNTING .....  | 2   |

| (1)      | (2)      | (3)              | (4)   | (5)             | (6)  | (7) |
|----------|----------|------------------|-------|-----------------|--|-----|
| ITEM NO. | SMR CODE | NSN              | CAGEC | PART NUMBER     | DESCRIPTION AND USABLE ON CODES (UOC)      | QTY |
| 32       | PAFZZ    | 2940-01-518-8841 | 04664 | 40-8723         | FILTER ELEMENT,INTA.....                   | 1   |
| 33       | PAFZZ    |                  | 04664 | 1327917         | DUCT ASSEMBLY,AIR.....                     | 1   |
| 34       | PAFZZ    | 4730-01-517-8598 | 64386 | 90L60R50SR      | ELBOW,HOSE 5.00-6.00 IN. LG.....           | 1   |
| 35       | PAFZZ    | 5340-01-517-8525 | 54646 | 94100-0650      | CLAMP,LOOP.....                            | 1   |
| 36       | PAFZZ    | 4310-01-517-2327 | 18265 | P524837         | FILTER ELEMENT,INTA.....                   | 1   |
| 37       | PAFZZ    | 5305-00-068-0510 | 80204 | B1821BH038C100N | SCREW,CAP,HEXAGON HEAD,<br>3/8-16 X 1..... | 1   |
| 38       | PFFZZ    | 5340-01-517-6622 | 04664 | 42-6355         | BOLT ASSEMBLY,CLAMP.....                   | 2   |

END OF FIGURE





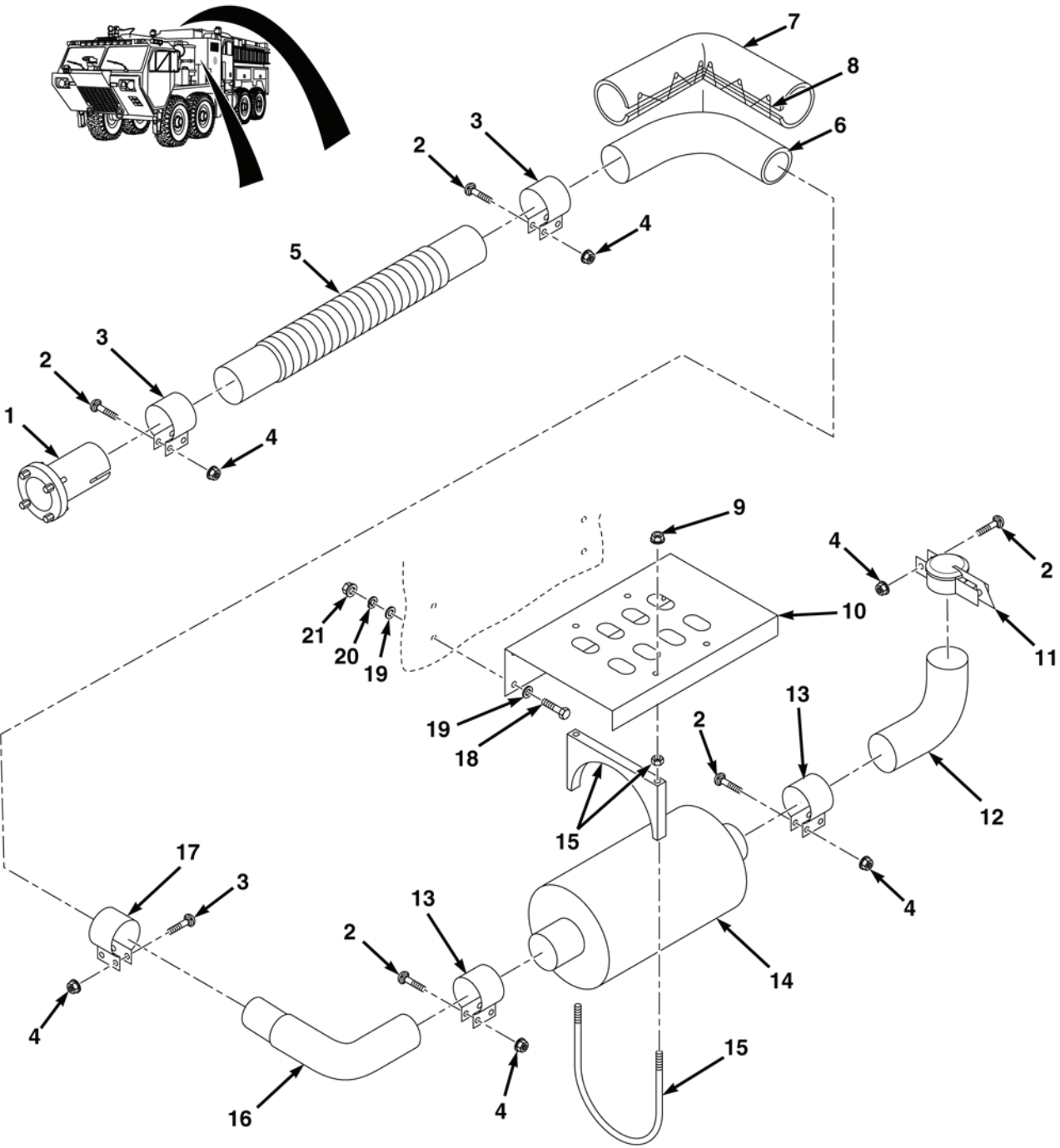


FIG. 11 EXHAUST SYSTEM INSTALLATION

| (1)      | (2)      | (3)              | (4)   | (5)             | (6)   | (7) |
|----------|----------|------------------|-------|-----------------|---|-----|
| ITEM NO. | SMR CODE | NSN              | CAGEC | PART NUMBER     | DESCRIPTION AND USABLE ON CODES (UOC)           | QTY |
|          |          |                  |       |                 | GROUP 7601 WATER PUMP ENGINE ASSEMBLY           |     |
|          |          |                  |       |                 | FIG. 11 EXHAUST SYSTEM INSTALLATION             |     |
| 1        | PFFZZ    |                  | 18265 | P206367         | CONNECTOR,EXHAUST . . . . .                     | 1   |
| 2        | PAFZZ    | 5306-00-012-6452 | 80205 | MS35751-99      | BOLT,SQUARE NECK 7/16-14 X 1 1/2 . .            | 13  |
| 3        | PAFZZ    | 5340-01-517-8581 | 18265 | X005921         | CLAMP,LOOP . . . . .                            | 2   |
| 4        | PAFZZ    | 5310-01-251-0784 | 10988 | 231-5147        | NUT,SELF-LOCKING,EX 7/16-14 . . . . .           | 12  |
| 5        | PAFZZ    | 4720-01-517-8973 | 18265 | J240001         | HOSE,METALLIC . . . . .                         | 1   |
| 6        | PAFZZ    | 4730-01-517-5289 | 18265 | P206341         | ELBOW,PIPE . . . . .                            | 1   |
| 7        | PAFZZ    | 2990-01-517-9893 | 04664 | 1344552         | GUARD,MUFFLER-EXHAU . . . . .                   | 1   |
| 8        | PAFZZ    | 9505-00-191-3680 | 81346 | ASTM A853       | WIRE,NONELECTRICAL . . . . .                    | 1   |
| 9        | PAFZZ    | 5310-00-087-4652 | 81349 | M45913/1-6CG5C  | NUT,SELF-LOCKING 3/8-16 . . . . .               | 4   |
| 10       | PFFZZ    |                  | 04664 | 1341837         | BRACKET,MUFFLER DEUTZ MOTOR . .                 | 1   |
| 11       | PAFZZ    | 2990-01-252-6456 | 18265 | P27-0538        | CAP ASSEMBLY,PROTEC . . . . .                   | 1   |
| 12       | PAFZZ    |                  | 18265 | P207363         | ELBOW,PIPE . . . . .                            | 2   |
| 13       | PAFZZ    |                  | 18265 | X007831         | CLAMP,SEAL 3.5 . . . . .                        | 2   |
| 14       | PAFZZ    |                  | 18265 | M070069         | MUFFLER,EXHAUST . . . . .                       | 1   |
| 15       | PAFZZ    | 5340-01-254-7380 | 45152 | 1359480         | CLAMP,LOOP . . . . .                            | 2   |
| 16       | PAFZZ    |                  | 04664 | 1882732         | ELBOW,TUBE . . . . .                            | 1   |
| 17       | PAFZZ    |                  | 18265 | X004478         | CLAMP,SEAL 3.0 . . . . .                        | 1   |
| 18       | PAFZZ    | 5305-00-068-0510 | 80204 | B1821BH038C100N | SCREW,CAP,HEXAGON HEAD,<br>3/8-16 X 1 . . . . . | 4   |
| 19       | PAFZZ    | 5310-00-809-3078 | 96906 | MS27183-11      | WASHER,FLAT 5/16 . . . . .                      | 4   |
| 20       | PAFZZ    | 5310-00-004-5033 | 80205 | MS35338-46      | WASHER,LOCK 3/8 . . . . .                       | 4   |
| 21       | PAFZZ    | 5310-01-054-4644 | 06032 | 2100-0123-001   | NUT,PLAIN,HEXAGON 3/8-16 . . . . .              | 4   |
|          |          |                  |       |                 | <b>END OF FIGURE</b>                            |     |

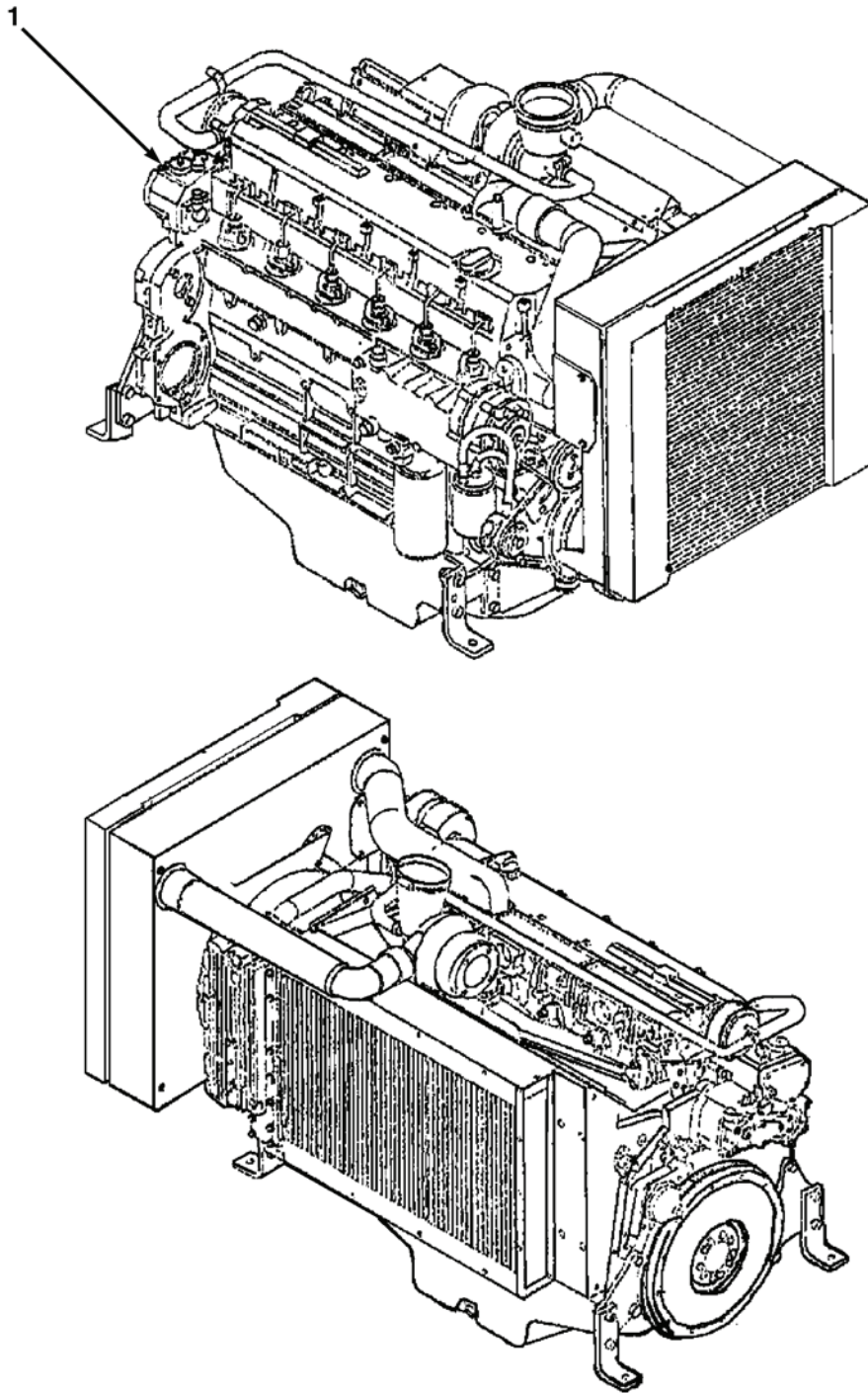


FIG. 12 WATER PUMP ENGINE ASSEMBLY

| (1)           | (2)      | (3)              | (4)   | (5)                | (6)                                   | (7) |
|---------------|----------|------------------|-------|--------------------|---------------------------------------|-----|
| ITEM NO.      | SMR CODE | NSN              | CAGEC | PART NUMBER        | DESCRIPTION AND USABLE ON CODES (UOC) | QTY |
|               |          |                  |       |                    | GROUP 7601 WATER PUMP ENGINE ASSEMBLY |     |
|               |          |                  |       |                    | FIG. 12 WATER PUMP ENGINE ASSEMBLY    |     |
| 1             | PBFFF    | 2815-01-518-6603 | 9N524 | BF06M1013C-6783MOD | ENGINE,DIESEL MODEL M1013C . . . . .  | 1   |
| END OF FIGURE |          |                  |       |                    |                                       |     |

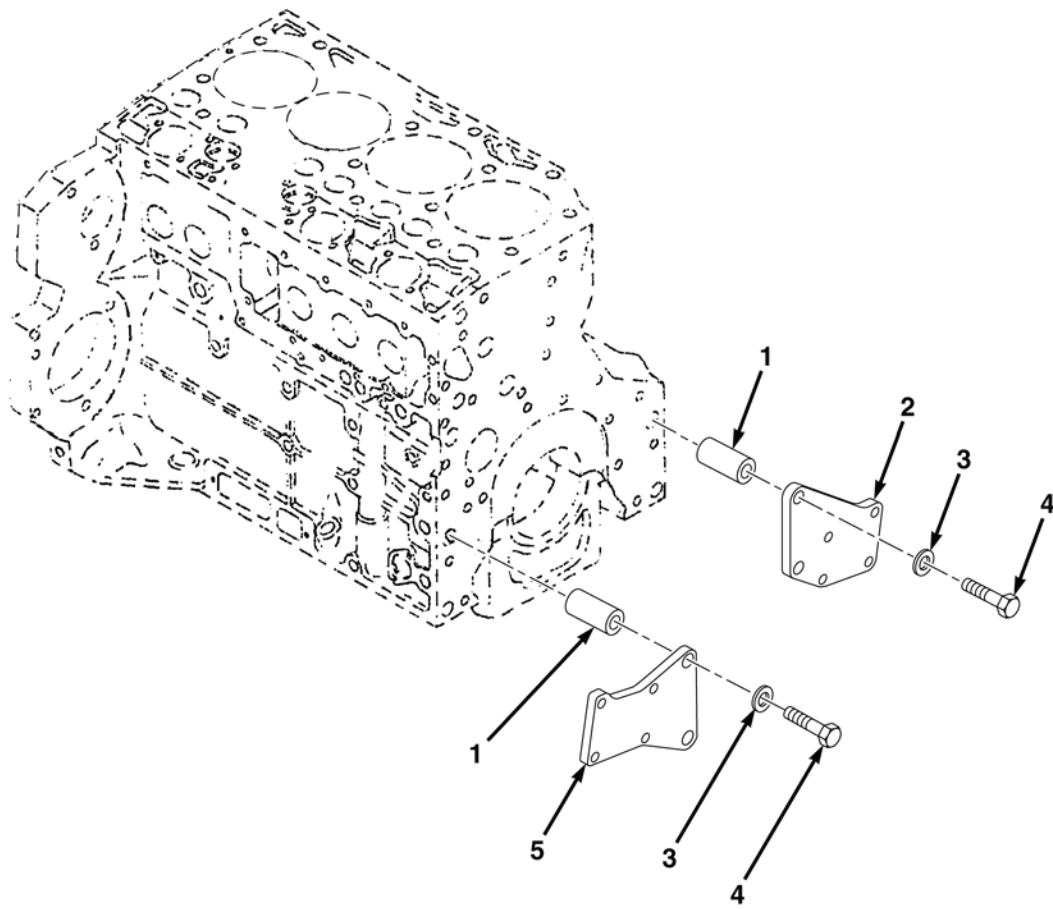


FIG. 13 WATER PUMP ENGINE ASSEMBLY MOUNTING INSTALLATION

| (1)      | (2)      | (3)              | (4)   | (5)                  | (6)  | (7) |
|----------|----------|------------------|-------|----------------------|--|-----|
| ITEM NO. | SMR CODE | NSN              | CAGEC | PART NUMBER          | DESCRIPTION AND USABLE ON CODES (UOC)                    | QTY |
|          |          |                  |       |                      | GROUP 7601 WATER PUMP ENGINE ASSEMBLY                    |     |
|          |          |                  |       |                      | FIG. 13 WATER PUMP ENGINE ASSEMBLY MOUNTING INSTALLATION |     |
| 1        | PAFZZ    | 5365-12-362-4904 | D2689 | 0420 9905            | SPACER,SLEEVE .....                                      | 4   |
| 2        | PFFZZ    | 5340-12-362-4933 | D2689 | 0420 5884            | BRACKET,MOUNTING .....                                   | 1   |
| 3        | PAFZZ    | 5310-12-362-5416 | D2689 | 0118 1400            | WASHER,FLAT .....  | 4   |
| 4        | PAFZZ    | 5305-12-362-5818 | I9008 | ISO4014-M16X110-10.9 | SCREW,CAP,HEXAGON HEAD, M16X1.00.....                    | 4   |
| 5        | PFFZZ    | 5340-12-362-4934 | D2689 | 0420 6932            | BRACKET,MOUNTING .....                                   | 1   |
|          |          |                  |       |                      | <b>END OF FIGURE</b>                                     |     |

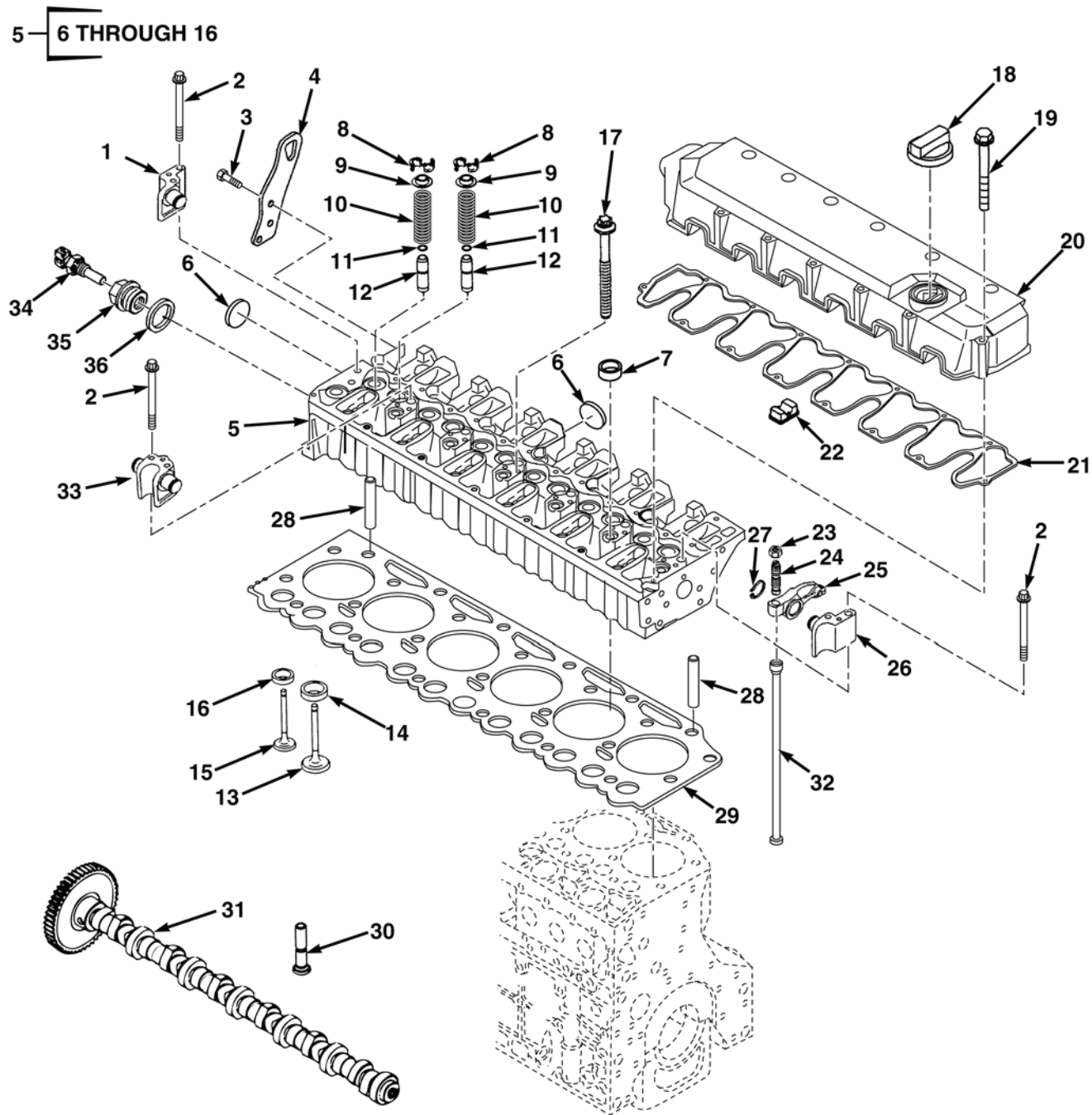


FIG. 14 VALVE COVERS AND CYLINDER HEAD ASSEMBLY



| (1)      | (2)      | (3)              | (4)   | (5)                     | (6)   | (7) |
|----------|----------|------------------|-------|-------------------------|---|-----|
| ITEM NO. | SMR CODE | NSN              | CAGEC | PART NUMBER             | DESCRIPTION AND USABLE ON CODES (UOC)           | QTY |
|          |          |                  |       |                         | GROUP 7601 WATER PUMP ENGINE ASSEMBLY           |     |
|          |          |                  |       |                         | FIG. 14 VALVE COVERS AND CYLINDER HEAD ASSEMBLY |     |
| 1        | PFFZZ    | 2815-12-362-4900 | D2689 | 0420 0961               | BRACKET,ROCKER ARM . . . . .                    | 1   |
| 2        | PAFZZ    | 5306-01-545-5168 | 62445 | 0118 1435               | BOLT,MACHINE. . . . .                           | 14  |
| 3        | PAFZZ    | 5306-01-545-5628 | 62445 | 0118 1390               | BOLT,MACHINE. . . . .                           | 3   |
| 4        | PAFZZ    | 5340-12-362-6251 | D2689 | 0425 5859               | PLATE,MOUNTING . . . . .                        | 1   |
| 5        | PAFZZ    | 2815-12-362-6624 | D2689 | 0425 8234               | CYLINDER HEAD,DIESE . . . . .                   | 1   |
| 6        | PAFZZ    |                  | D2689 | 0117 9634               | . PLUG . . . . .                                | 5   |
| 7        | PAFZZ    |                  | D2689 | 0116 5828               | . PLUG . . . . .                                | 5   |
| 8        | PAFZZ    | 2815-01-237-8189 | 62445 | 12164698                | . LOCK, VALVE SPRING RETAINER. . . . .          | 24  |
| 9        | PAFZZ    |                  | D2689 | 0420 0114               | . SPRING,RETAINING . . . . .                    | 12  |
| 10       | PAFZZ    |                  | D2689 | 0420 0150               | . SPRING,COMPRESSION . . . . .                  | 12  |
| 11       | PAFZZ    |                  | D2689 | 0115 3857               | . SEAL . . . . .                                | 12  |
| 12       | PAFZZ    |                  | D2689 | 0420 1238               | . GUIDE,VALVE 15.00 MM. . . . .                 | 12  |
| 12       | PAFZZ    |                  | D2689 | 0293 4437               | . GUIDE,VALVE 15.25 MM. . . . .                 | 12  |
| 12       | PAFZZ    |                  | D2689 | 0293 4438               | . GUIDE,VALVE 15.50 MM. . . . .                 | 12  |
| 13       | PAFZZ    |                  | D2689 | 0425 5254               | . VALVE,INLET. . . . .                          | 6   |
| 14       | PAFZZ    |                  | D2689 | 0425 2442               | . INSERT 49.09 MM. . . . .                      | 6   |
| 14       | PAFZZ    |                  | D2689 | 0293 4449               | . INSERT 49.29 MM. . . . .                      | 6   |
| 14       | PAFZZ    |                  | D2689 | 0293 4450               | . INSERT . . . . .                              | 6   |
| 15       | PAFZZ    |                  | D2689 | 0425 5255               | . VALVE,EXHAUST . . . . .                       | 6   |
| 16       | PAFZZ    |                  | D2689 | 0425 2443               | . INSERT 43.60 MM. . . . .                      | 6   |
| 16       | PAFZZ    |                  | D2689 | 0293 4446               | . INSERT 43.80 MM. . . . .                      | 6   |
| 16       | PAFZZ    |                  | D2689 | 0293 4447               | . INSERT 44.00 MM. . . . .                      | 6   |
| 17       | PAFZZ    | 5305-12-362-6068 | D2689 | 0420 2005               | SCREW,CAP,HEXAGON H . . . . .                   | 26  |
| 18       | PAFZZ    | 2930-01-398-3052 | 62445 | 01179630                | CAP,FILLER OPENING . . . . .                    | 1   |
| 19       | PAFZZ    | 5306-12-362-6067 | I9006 | EN1662-M6X95-F-10.9-A2P | BOLT,MACHINE. . . . .                           | 13  |
| 20       | PFFZZ    | 2815-12-362-6066 | D2689 | 0420 6924               | COVER,ENGINE POPPET . . . . .                   | 1   |
| 21       | PAFZZ    | 5330-12-361-9043 | D2689 | 0420 5894               | GASKET. . . . .                                 | 1   |
| 22       | PAFZZ    | 5340-12-362-4776 | D2689 | 0420 6948               | CAP,PROTECTIVE,DUST . . . . .                   | 1   |
| 23       | PAFZZ    | 5310-12-334-4063 | D2689 | 0210 9637               | NUT,PLAIN,HEXAGON . . . . .                     | 12  |
| 24       | PAFZZ    | 2815-12-123-0936 | D2689 | 0336 5861               | SCREWS,SPECIAL . . . . .                        | 12  |
| 25       | PAFZZ    | 2815-14-515-3745 | F5878 | 0420 4023               | ROCKER ARM,ENGINE . . . . .                     | 12  |
| 26       | PFFZZ    | 2815-12-362-6627 | D2689 | 0420 0959               | BRACKET,ROCKER ARM . . . . .                    | 1   |

| (1)      | (2)      | (3)              | (4)   | (5)              | (6)                                   | (7) |
|----------|----------|------------------|-------|------------------|---------------------------------------|-----|
| ITEM NO. | SMR CODE | NSN              | CAGEC | PART NUMBER      | DESCRIPTION AND USABLE ON CODES (UOC) | QTY |
| 27       | PAFZZ    | 5325-12-126-3410 | D8286 | DIN471-21X1,2    | RING,RETAINING.....                   | 12  |
| 28       | PAFZZ    | 5315-12-362-5918 | D2689 | 0118 1403        | PIN,SPRING.....                       | 2   |
| 29       | PAFZZ    | 5330-12-362-8768 | D2689 | 0420 1560        | GASKET 2 HOLE.....                    | 1   |
| 29       | PAFZZ    | 5330-12-361-9044 | D2689 | 0420 1559        | GASKET 1 HOLE.....                    | 1   |
| 29       | PAFZZ    | 5330-12-362-7528 | D2689 | 0420 1561        | GASKET 3 HOLE.....                    | 1   |
| 30       | PAFZZ    |                  | D2689 | 0425 1063        | TAPPET.....                           | 30  |
| 31       | PFFZZ    |                  | D2689 | 0429 3673        | CAMSHAFT.....                         | 1   |
| 32       | PAFZZ    | 2815-12-362-6626 | D2689 | 0420 6378        | PUSH ROD,ENGINE POP.....              | 12  |
| 33       | PFFZZ    | 2815-12-362-4899 | D2689 | 0420 0960        | BRACKET,ROCKER ARM.....               | 5   |
| 34       | PAFZZ    |                  | D2689 | 0421 3839        | TRANSMITTER,TEMP.....                 | 1   |
| 35       | PAFZZ    |                  | D2689 | 0419 9761        | NIPPLE,ADAPTER.....                   | 1   |
| 36       | PAFZZ    | 5330-12-156-4838 | D8286 | DIN7603-A26X31-C | GASKET.....                           | 1   |

END OF FIGURE



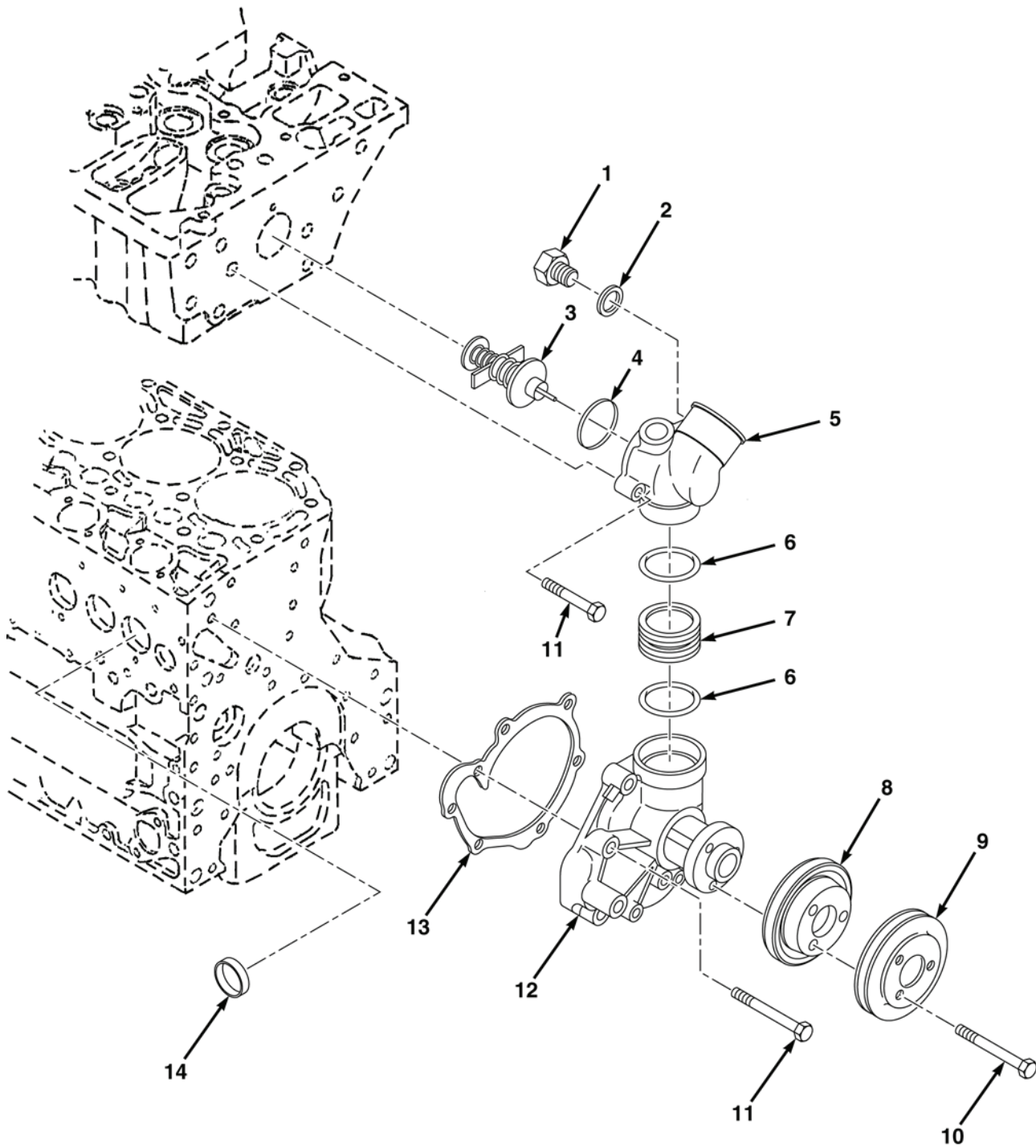


FIG. 15 WATER PUMP ASSEMBLY INSTALLATION

| (1)      | (2)      | (3)              | (4)   | (5)                     | (6)                                      | (7) |
|----------|----------|------------------|-------|-------------------------|--|-----|
| ITEM NO. | SMR CODE | NSN              | CAGEC | PART NUMBER             | DESCRIPTION AND USABLE ON CODES (UOC)    | QTY |
|          |          |                  |       |                         | GROUP 7601 WATER PUMP ENGINE ASSEMBLY    |     |
|          |          |                  |       |                         | FIG. 15 WATER PUMP ASSEMBLY INSTALLATION |     |
| 1        | PAFZZ    | 5365-12-362-5917 | D2689 | 0420 4876               | PLUG,MACHINE THREAD . . . . .            | 1   |
| 2        | PAFZZ    | 5330-12-122-0605 | D8286 | DIN7603-A10X16-A        | GASKET. . . . .                          | 1   |
| 3        | PAFZZ    | 6685-12-363-1597 | D2689 | 0420 4796               | THERMOSTAT,FLOW CON. . . . .             | 1   |
| 4        | PAFZZ    | 5331-12-362-8766 | D2689 | 0118 0060               | O-RING . . . . .                         | 1   |
| 5        | PAFZZ    | 6685-12-355-7080 | D2689 | 04198792                | THERMOSTAT,FLOW CON. . . . .             | 1   |
| 6        | PAFZZ    | 5331-12-362-8767 | D2689 | 0118 0277               | O-RING . . . . .                         | 2   |
| 7        | PAFZZ    | 4730-12-362-6769 | D2689 | 0420 0486               | SPACER,FLEXIBLE,PIP . . . . .            | 1   |
| 8        | PAFZZ    | 3020-12-362-7244 | D2689 | 0420 9610               | PULLEY,GROOVE . . . . .                  | 1   |
| 9        | PAFZZ    | 3020-12-362-7245 | D2689 | 0420 9758               | PULLEY,GROOVE . . . . .                  | 1   |
| 10       | PAFZZ    | 5306-12-361-0975 | D2689 | 0118 1433               | BOLT,MACHINE. . . . .                    | 3   |
| 11       | PAFZZ    | 5306-12-361-9468 | I9006 | EN1662-M8X35-F-10.9-A2P | BOLT,MACHINE. . . . .                    | 9   |
| 12       | PAFZZ    |                  | D2689 | 0425 9547               | PUMP,COOLING SYSTEM . . . . .            | 1   |
| 13       | PAFZZ    | 5330-12-361-9040 | D2689 | 0419 8968               | GASKET. . . . .                          | 1   |
| 14       | PAFZZ    | 5340-12-362-4938 | D2689 | 0117 9635               | PLUG,EXPANSION . . . . .                 | 10  |
|          |          |                  |       |                         | <b>END OF FIGURE</b>                     |     |

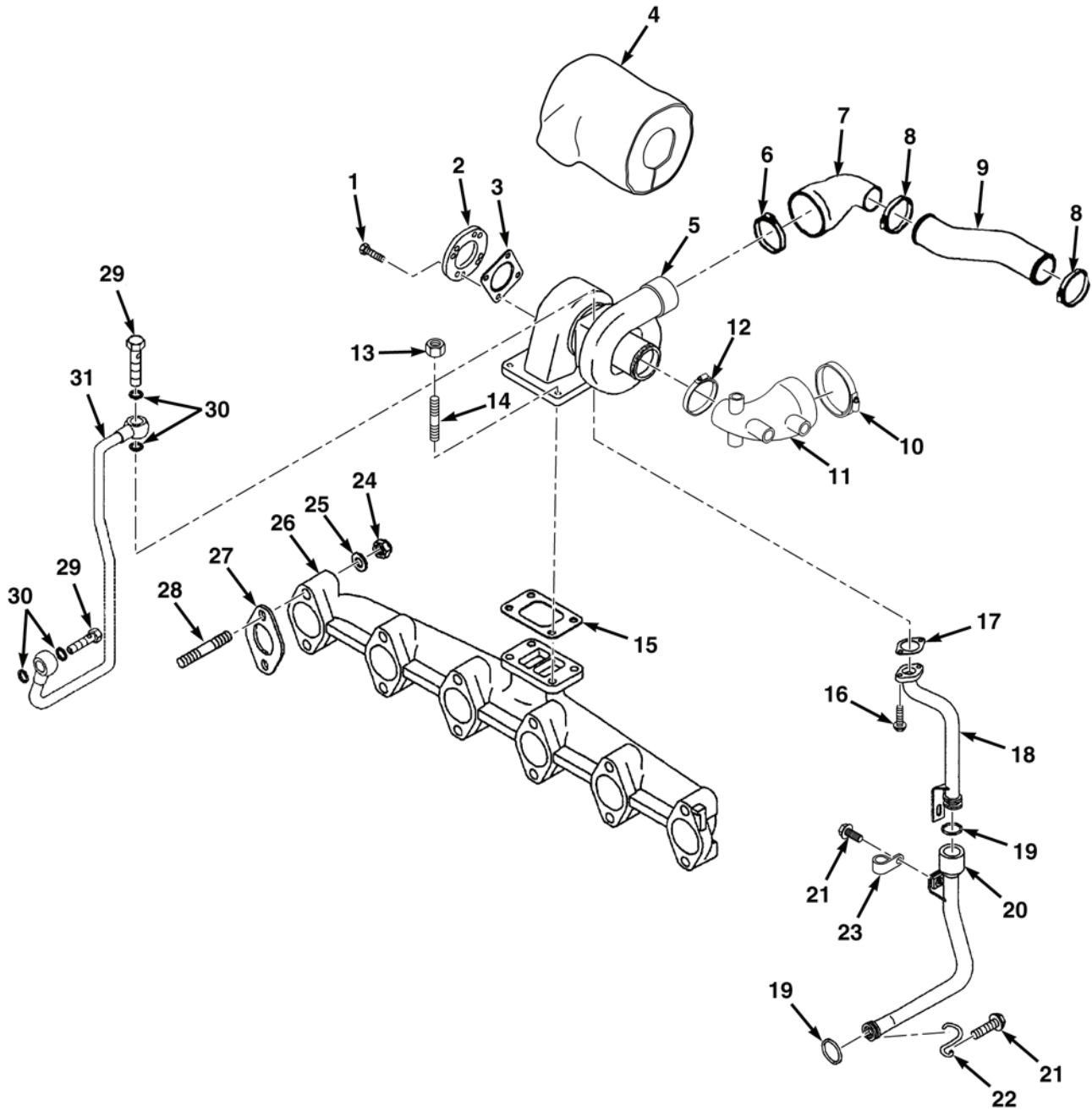


FIG. 16 TURBOCHARGER MOUNTING INSTALLATION

| (1)      | (2)      | (3)              | (4)   | (5)                      | (6)   | (7) |
|----------|----------|------------------|-------|--------------------------|---|-----|
| ITEM NO. | SMR CODE | NSN              | CAGEC | PART NUMBER              | DESCRIPTION AND USABLE ON CODES (UOC)   | QTY |
|          |          |                  |       |                          | GROUP 7601 WATER PUMP ENGINE ASSEMBLY<br>FIG. 16 TURBOCHARGER MOUNTING INSTALLATION |     |
| 1        | PAFZZ    | 5305-12-151-9157 | D2689 | 0170-41-65-06            | SCREW,CAP,HEXAGON H . . . . .   | 4   |
| 2        | PAFZZ    | 5365-12-362-4931 | D2689 | 0420 4571                | SPACER,PLATE. . . . .   | 1   |
| 3        | PAFZZ    | 5330-12-360-5859 | D2689 | 0420 9203                | GASKET. . . . .   | 1   |
| 4        | PAFZZ    | 2835-01-518-1250 | 61277 | 401DZ1174                | INSULATION BLANKET . . . . .  | 1   |
| 5        | PBFZZ    |                  | D2689 | 0425 9450                | TURBOSUPERCHARGER . . . . .   | 1   |
| 6        | PAFZZ    |                  | D8286 | 0114 8605                | CLAMP,HOSE . . . . .  | 1   |
| 7        | PAFZZ    |                  | D2689 | 0425 3378                | ELBOW,CHARGE AIR. . . . .   | 1   |
| 8        | PAFZZ    |                  | D2689 | 0114 8606                | CLAMP,HOSE . . . . .  | 2   |
| 9        | PAFZZ    |                  | D2689 | 0429 1502                | PIPE,CHARGE AIR . . . . .   | 1   |
| 10       | PAFZZ    | 4730-12-195-2871 | D8286 | DIN3017-A-90-110X13-W2-W | CLAMP,HOSE . . . . .  | 1   |
| 11       | PAFZZ    |                  | D2689 | 0425 7229                | MANIFOLD. . . . .   | 1   |
| 12       | PAFZZ    | 4730-12-324-6719 | D2689 | 0112 8276                | CLAMP,HOSE . . . . .  | 1   |
| 13       | PAFZZ    | 5310-12-330-4708 | D8286 | DIN934-M10-1.770         | NUT,PLAIN,HEXAGON . . . . .   | 4   |
| 14       | PAFZZ    | 5307-12-362-5813 | D2686 | DIN939-M10X25-1.7709     | STUD,PLAIN . . . . .  | 4   |
| 15       | PAFZZ    |                  | D2689 | 0428 3302                | GASKET. . . . .   | 1   |
| 16       | PAFZZ    | 5306-12-361-0975 | D2689 | 0118 1433                | BOLT,MACHINE. . . . .   | 2   |
| 17       | PAFZZ    | 5330-12-328-8836 | D2689 | 0418 2520                | GASKET. . . . .   | 1   |
| 18       | PAFZZ    | 4710-12-362-4894 | D2689 | 0420 5946                | TUBE ASSEMBLY,METAL . . . . .   | 1   |
| 19       | PAFZZ    |                  | D2689 | 0118 0811                | O-RING . . . . .  | 2   |
| 20       | PAFZZ    | 4710-12-362-4893 | D2689 | 0425 1290                | TUBE ASSEMBLY,METAL . . . . .   | 1   |
| 21       | PAFZZ    | 5306-12-361-9458 | D2689 | 0118 1436                | BOLT,MACHINE. . . . .   | 2   |
| 22       | PAFZZ    | 5340-12-362-1498 | D2689 | 0425 5857                | EYE HOOK . . . . .  | 1   |
| 23       | PAFZZ    | 5340-12-346-0141 | D2689 | H3223-C10X20-ST/MVQ-1-70 | CLAMP,LOOP . . . . .  | 1   |
| 24       | PAFZZ    | 5310-12-362-5414 | D2689 | 0118 2036                | NUT,PLAIN,HEXAGON . . . . .   | 12  |
| 25       | PAFZZ    | 5310-12-362-5415 | D2689 | 0419 7422                | WASHER,FLAT . . . . .   | 12  |
| 26       | PAFZZ    | 2815-12-362-6623 | D2689 | 0428 2961                | MANIFOLD,EXHAUST. . . . .   | 1   |
| 27       | PAFZZ    | 5330-12-362-7395 | D2689 | 0420 9198                | GASKET. . . . .   | 6   |
| 28       | PAFZZ    | 5307-12-166-7871 | D2689 | 0214 3324                | STUD,STEPPED . . . . .  | 12  |
| 29       | PAFZZ    | 4730-12-189-4090 | D8286 | DIN7643-10-1.0501-A4C    | BOLT,FLUID PASSAGE. . . . .   | 2   |

| (1)           | (2)      | (3)              | (4)   | (5)              | (6)                                   | (7) |
|---------------|----------|------------------|-------|------------------|---------------------------------------|-----|
| ITEM NO.      | SMR CODE | NSN              | CAGEC | PART NUMBER      | DESCRIPTION AND USABLE ON CODES (UOC) | QTY |
| 30            | PAFZZ    | 5330-12-156-4522 | D8286 | DIN7603-A14X18-C | GASKET.....                           | 4   |
| 31            | PAFZZ    | 4710-12-362-4892 | D2689 | 0425 9469        | TUBE ASSEMBLY,METAL.....              | 1   |
| END OF FIGURE |          |                  |       |                  |                                       |     |





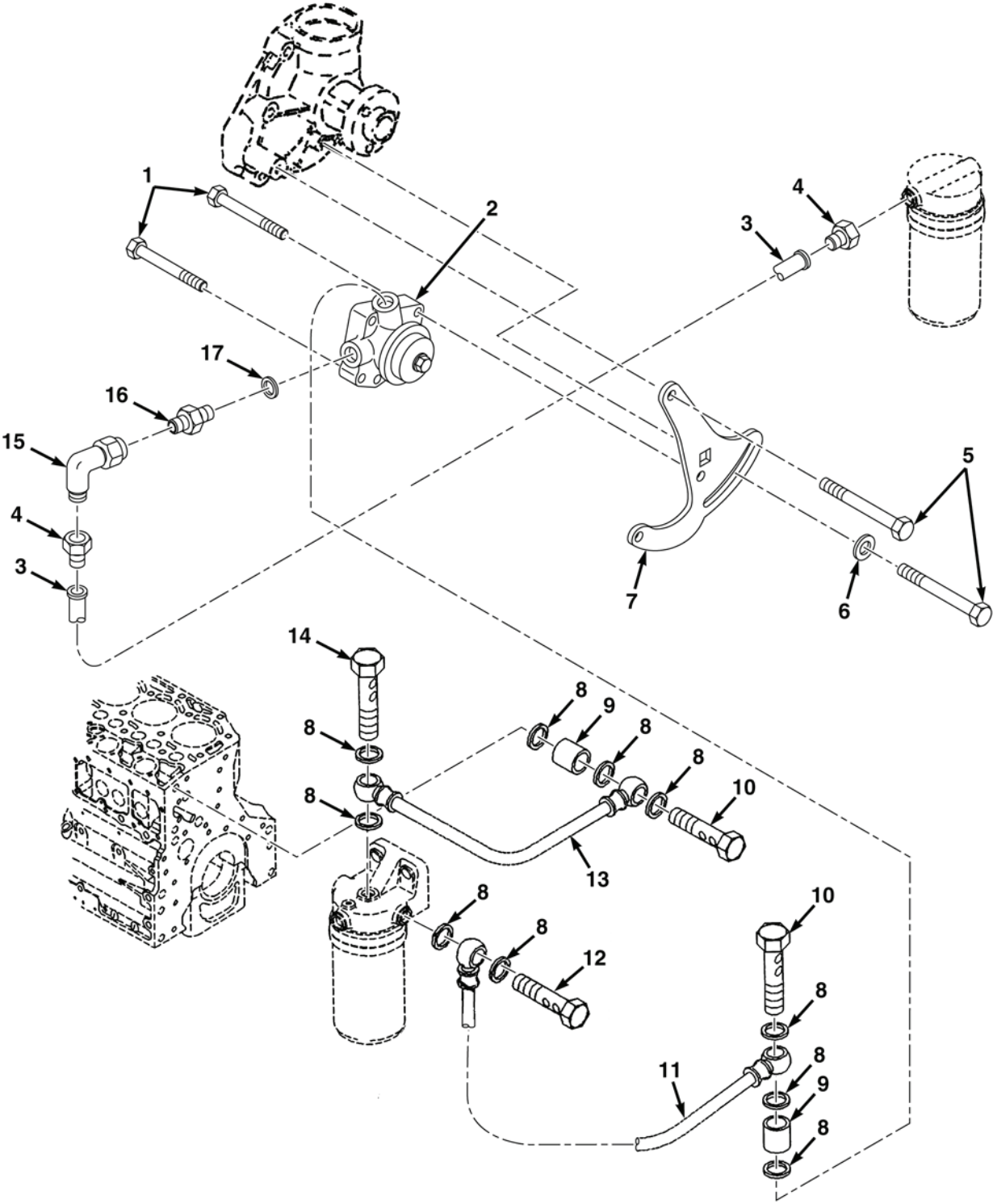


FIG. 17 FUEL PUMP ASSEMBLY INSTALLATION

| (1)      | (2)      | (3)              | (4)   | (5)                    | (6)  | (7) |
|----------|----------|------------------|-------|------------------------|--|-----|
| ITEM NO. | SMR CODE | NSN              | CAGEC | PART NUMBER            | DESCRIPTION AND USABLE ON CODES (UOC)  | QTY |
|          |          |                  |       |                        | GROUP 7601 WATER PUMP ENGINE ASSEMBLY<br>FIG. 17 FUEL PUMP ASSEMBLY INSTALLATION |     |
| 1        | PAFZZ    | 5305-12-362-5812 | I9008 | ISO4762-M8X25-8.       | SCREW,CAP,SOCKET . . . . .   | 2   |
| 2        | PAFZZ    | 2910-12-363-8196 | D2689 | 0211 1299              | PUMP,FUEL,CAM ACTUA . . . . .  | 1   |
| 3        | MFFZZ    |                  | 04664 | 930178-120             | HOSE,FUEL MAKE FROM P/N FC647-6GRN, CAGE 00624,APPROX 120 IN. LG. . . . .        | 1   |
| 4        | PAFZZ    | 4730-01-035-1429 | 87373 | 30682-6-6              | ADAPTER,STRAIGHT,TU TUBE TO HOSE . . . . .                                       | 2   |
| 5        | PAFZZ    | 5305-12-346-2181 | I9008 | ISO4017-M8X20-10.9-A4C | SCREW,CAP,HEXAGON . . . . .  | 2   |
| 6        | PAFZZ    | 5310-12-143-1138 | D8286 | 8,4DIN7349-ST-A3       | WASHER,FLAT . . . . .  | 1   |
| 7        | PFFZZ    | 5340-12-362-4930 | D2689 | 0211 1370              | BRACKET,MOUNTING . . . . .   | 1   |
| 8        | PAFZZ    | 5330-12-156-4523 | D8286 | DIN7603-A14X20-C       | GASKET. . . . .  | 10  |
| 9        | PAFZZ    | 5365-14-515-3674 | F5878 | 0414 1419              | SPACER,SLEEVE . . . . .  | 2   |
| 10       | PAFZZ    | 4730-14-515-3619 | F5878 | 0117 8626              | CONNECTOR,MULTIPLE . . . . .   | 2   |
| 11       | PAFZZ    | 4720-12-363-7443 | D2689 | 0118 0505              | HOSE ASSEMBLY,NONME. . . . .   | 1   |
| 12       | PAFZZ    | 4730-14-525-7403 | F5878 | 01180412               | BOLT,FLUID PASSAGE . . . . .   | 1   |
| 13       | PAFZZ    | 4720-12-363-7444 | D2689 | 0118 0504              | HOSE ASSEMBLY,NONME. . . . .   | 1   |
| 14       | PAFZZ    | 4730-12-189-4090 | D8286 | DIN7643-10-1.0501-A4C  | BOLT,FLUID PASSAGE . . . . .   | 1   |
| 15       | PAFZZ    | 4730-01-360-0226 | 98441 | 3903-6-6               | ELBOW,TUBE . . . . .   | 1   |
| 16       | PAFZZ    | 4730-01-517-8584 | 1ET59 | MC5315X6X216           | ADAPTER,STRAIGHT,PI FUEL LINES . .   | 1   |
| 17       | PAFZZ    | 5330-12-156-4524 | D8286 | DIN7603-A16X20-C       | GASKET. . . . .  | 2   |
|          |          |                  |       |                        | <b>END OF FIGURE</b>   |     |

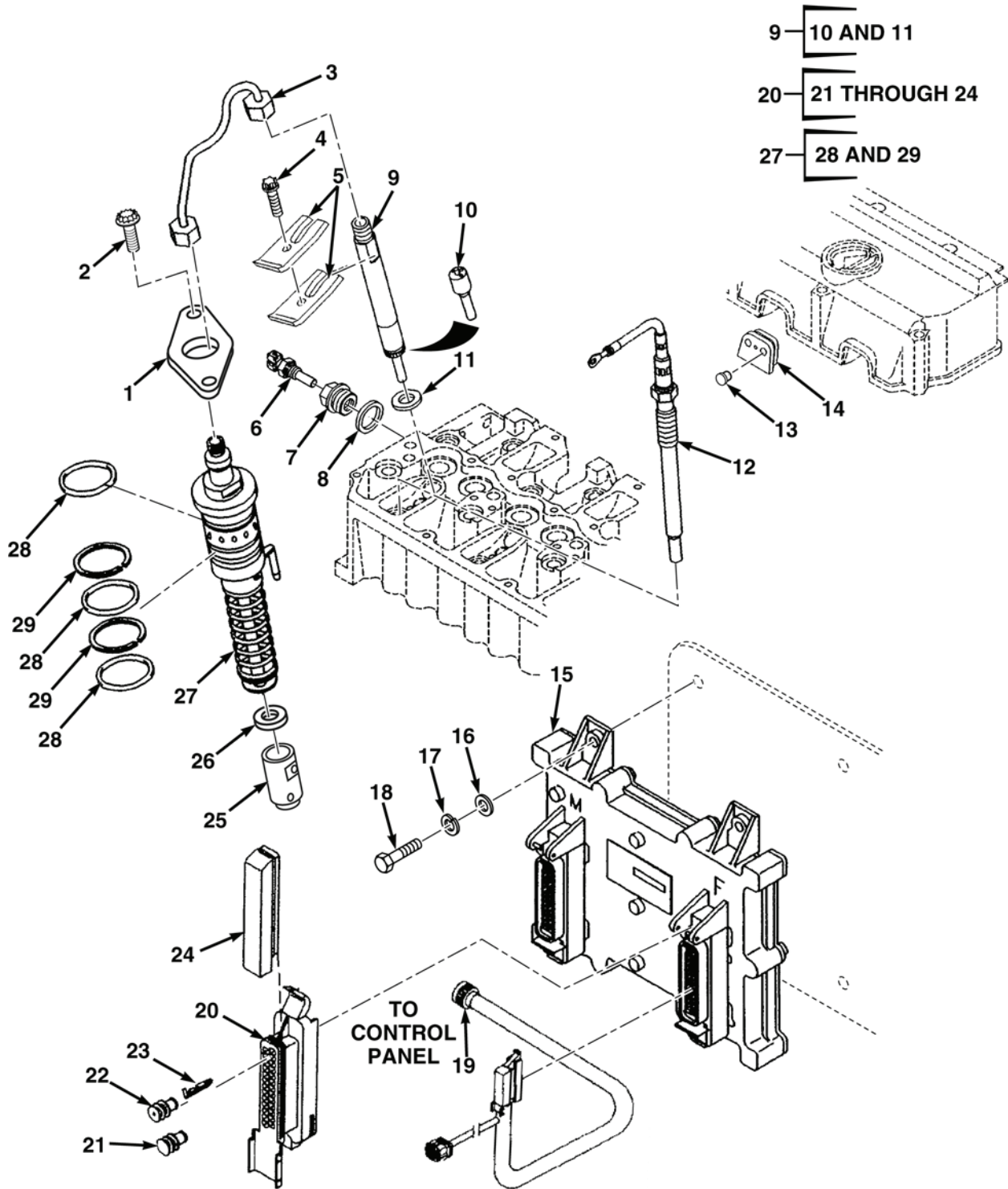


FIG. 18 FUEL INJECTOR ASSEMBLY

| (1)      | (2)      | (3)              | (4)   | (5)              | (6)  | (7) |
|----------|----------|------------------|-------|------------------|--|-----|
| ITEM NO. | SMR CODE | NSN              | CAGEC | PART NUMBER      | DESCRIPTION AND USABLE ON CODES (UOC)      | QTY |
|          |          |                  |       |                  | GROUP 7601 WATER PUMP ENGINE ASSEMBLY      |     |
|          |          |                  |       |                  | FIG. 18 FUEL INJECTOR ASSEMBLY             |     |
| 1        | PAFZZ    |                  | D2689 | 0211 2400        | FLANGE.....                                | 12  |
| 2        | PAFZZ    |                  | D2689 | 0118 1763        | SCREW,COLLAR.....                          | 12  |
| 3        | PAFZZ    | 4710-12-361-7865 | D2689 | 0211 1918        | TUBE ASSEMBLY,METAL.....                   | 6   |
| 4        | PAFZZ    | 5306-12-362-5822 | D2689 | 0118 1443        | BOLT,MACHINE.....                          | 6   |
| 5        | PAFZZ    | 2910-12-362-4069 | D2689 | 0420 1666        | HOLDER,FUEL INJECTO.....                   | 12  |
| 6        | PAFZZ    |                  | D2689 | 0421 3839        | TRANSMITTER,TEMP.....                      | 1   |
| 7        | PAFZZ    |                  | D2689 | 0419 9761        | NIPPLE,ADAPTER.....                        | 1   |
| 8        | PAFZZ    | 5330-12-156-4838 | D8286 | DIN7603-A26X31-C | GASKET.....                                | 1   |
| 9        | PAFZZ    | 2910-12-362-4067 | D8015 | 0432191327       | HOLDER,FUEL INJECTO.....                   | 6   |
| 10       | PAFZZ    | 2910-12-362-4068 | D8015 | 0433171779       | . NOZZLE,FUEL INJECTI.....                 | 1   |
| 11       | PAFZZ    | 5330-12-349-0396 | D2689 | 0417 5610        | . GASKET.....                              | 4   |
| 12       | PAFZZ    |                  | D2689 | 0118 2265        | GLOW PLUG.....                             | 1   |
| 13       | PAFZZ    |                  | D2689 | 0116 7310        | PLUG.....                                  | 6   |
| 14       | PAFZZ    | 5325-12-362-4936 | D2689 | 0419 8035        | GROMMET,NONMETALLIC.....                   | 6   |
| 15       | PAFZZ    |                  | D2689 | 0419 4998        | REGULATOR-CONTROL,E.....                   | 1   |
| 16       | PAFZZ    | 5310-00-809-3078 | 96906 | MS27183-11       | WASHER,FLAT 5/16.....                      | 4   |
| 17       | PAFZZ    | 5310-00-407-9566 | 80205 | MS35338-45       | WASHER,LOCK 5/16.....                      | 4   |
| 18       | PAFZZ    | 5305-00-071-2511 | 80204 | B1821BH025C200N  | SCREW,CAP,HEXAGON HEAD,<br>1/4-20 X 2..... | 4   |
| 19       | PAFZZ    |                  | D2689 | 0421 3152        | CABLE,INTERCONNECT.....                    | 1   |
| 20       | PAFZZ    |                  | D2689 | 0419 9602        | CONNECTOR,PLUG.....                        | 1   |
| 21       | PAFZZ    |                  | D2689 | 04190860         | . PLUG,BLANK.....                          | 15  |
| 22       | PAFZZ    |                  | D2689 | 04190853         | . PLUG,END CONNECTOR.....                  | 22  |
| 23       | PAFZZ    |                  | D2689 | 04190852         | . TERMINAL,FEMALE.....                     | 21  |
| 24       | PFFZZ    |                  | D2689 | 0418 9582        | . COVER,HOUSING.....                       | 1   |
| 25       | PAFZZ    |                  | D2689 | 0211 2963        | TAPPET,ROLLER.....                         | 6   |
| 26       | PAFZZ    |                  | D2689 | 0211 3037        | SHIM 5.40 MM.....                          | 1   |
| 26       | PAFZZ    |                  | D2689 | 0211 3038        | SHIM 5.45 MM.....                          | 1   |
| 26       | PAFZZ    |                  | D2689 | 0211 3039        | SHIM 5.50 MM.....                          | 1   |
| 26       | PAFZZ    |                  | D2689 | 0211 3040        | SHIM 5.55 MM.....                          | 1   |
| 26       | PAFZZ    |                  | D2689 | 0211 3041        | SHIM 5.60 MM.....                          | 1   |
| 26       | PAFZZ    |                  | D2689 | 0211 3042        | SHIM 5.65 MM.....                          | 1   |
| 26       | PAFZZ    |                  | D2689 | 0211 3043        | SHIM 5.70 MM.....                          | 1   |
| 26       | PAFZZ    |                  | D2689 | 0211 3044        | SHIM 5.75 MM.....                          | 1   |

| (1)      | (2)      | (3) | (4)   | (5)         | (6)                                   | (7) |
|----------|----------|-----|-------|-------------|---------------------------------------|-----|
| ITEM NO. | SMR CODE | NSN | CAGEC | PART NUMBER | DESCRIPTION AND USABLE ON CODES (UOC) | QTY |
| 26       | PAFZZ    |     | D2689 | 0211 3030   | SHIM 5.05 MM .....                    | 1   |
| 26       | PAFZZ    |     | D2689 | 0211 3031   | SHIM 5.10 MM .....                    | 1   |
| 26       | PAFZZ    |     | D2689 | 0211 3032   | SHIM 5.15 MM .....                    | 1   |
| 26       | PAFZZ    |     | D2689 | 0211 3033   | SHIM 5.20 MM .....                    | 1   |
| 26       | PAFZZ    |     | D2689 | 0211 3034   | SHIM 5.25 MM .....                    | 1   |
| 26       | PAFZZ    |     | D2689 | 0211 3035   | SHIM 5.30 MM .....                    | 1   |
| 26       | PAFZZ    |     | D2689 | 0211 3036   | SHIM 5.35 MM .....                    | 1   |
| 26       | PAFZZ    |     | D2689 | 0211 3045   | SHIM 5.80 MM .....                    | 1   |
| 26       | PAFZZ    |     | D2689 | 0211 3046   | SHIM 5.85 MM .....                    | 1   |
| 26       | PAFZZ    |     | D2689 | 0211 3047   | SHIM 5.90 MM .....                    | 1   |
| 26       | PAFZZ    |     | D2689 | 0211 3048   | SHIM 5.95 MM .....                    | 1   |
| 26       | PAFZZ    |     | D2689 | 0211 3049   | SHIM 6.00 MM .....                    | 1   |
| 26       | PAFZZ    |     | D2689 | 0211 3050   | SHIM 6.05 MM .....                    | 1   |
| 26       | PAFZZ    |     | D2689 | 0211 3051   | SHIM 6.10 MM .....                    | 1   |
| 26       | PAFZZ    |     | D2689 | 0211 3052   | SHIM 6.15 MM .....                    | 1   |
| 26       | PAFZZ    |     | D2689 | 0211 3026   | SHIM 4.85 MM .....                    | 1   |
| 26       | PAFZZ    |     | D2689 | 0211 3027   | SHIM 4.90 MM .....                    | 1   |
| 26       | PAFZZ    |     | D2689 | 0211 3028   | SHIM 4.95 MM .....                    | 1   |
| 26       | PAFZZ    |     | D2689 | 0211 3029   | SHIM 5.00 MM .....                    | 1   |
| 26       | PAFZZ    |     | D2689 | 0211 3023   | SHIM 4.70 MM .....                    | 1   |
| 26       | PAFZZ    |     | D2689 | 0211 3024   | SHIM 4.75 MM .....                    | 1   |
| 26       | PAFZZ    |     | D2689 | 0211 3025   | SHIM 4.80 MM .....                    | 1   |
| 26       | PAFZZ    |     | D2689 | 0211 3022   | SHIM 4.65 MM .....                    | 1   |
| 26       | PAFZZ    |     | D2689 | 0211 3056   | SHIM 6.35 MM .....                    | 1   |
| 26       | PAFZZ    |     | D2689 | 0211 3057   | SHIM 6.40 MM .....                    | 1   |
| 26       | PAFZZ    |     | D2689 | 0211 3053   | SHIM 6.20 MM .....                    | 1   |
| 26       | PAFZZ    |     | D2689 | 0211 3054   | SHIM 6.25 MM .....                    | 1   |
| 26       | PAFZZ    |     | D2689 | 0211 3055   | SHIM 6.30 MM .....                    | 1   |
| 27       | PAFZZ    |     | D2689 | 0211 3001   | PUMP,FUEL INJECTION .....             | 6   |
| 28       | PAFZZ    |     | D2689 | 0131 9139   | . O-RING.....                         | 18  |
| 29       | PAFZZ    |     | D2689 | 0131 9140   | . SHIM.....                           | 12  |

END OF FIGURE



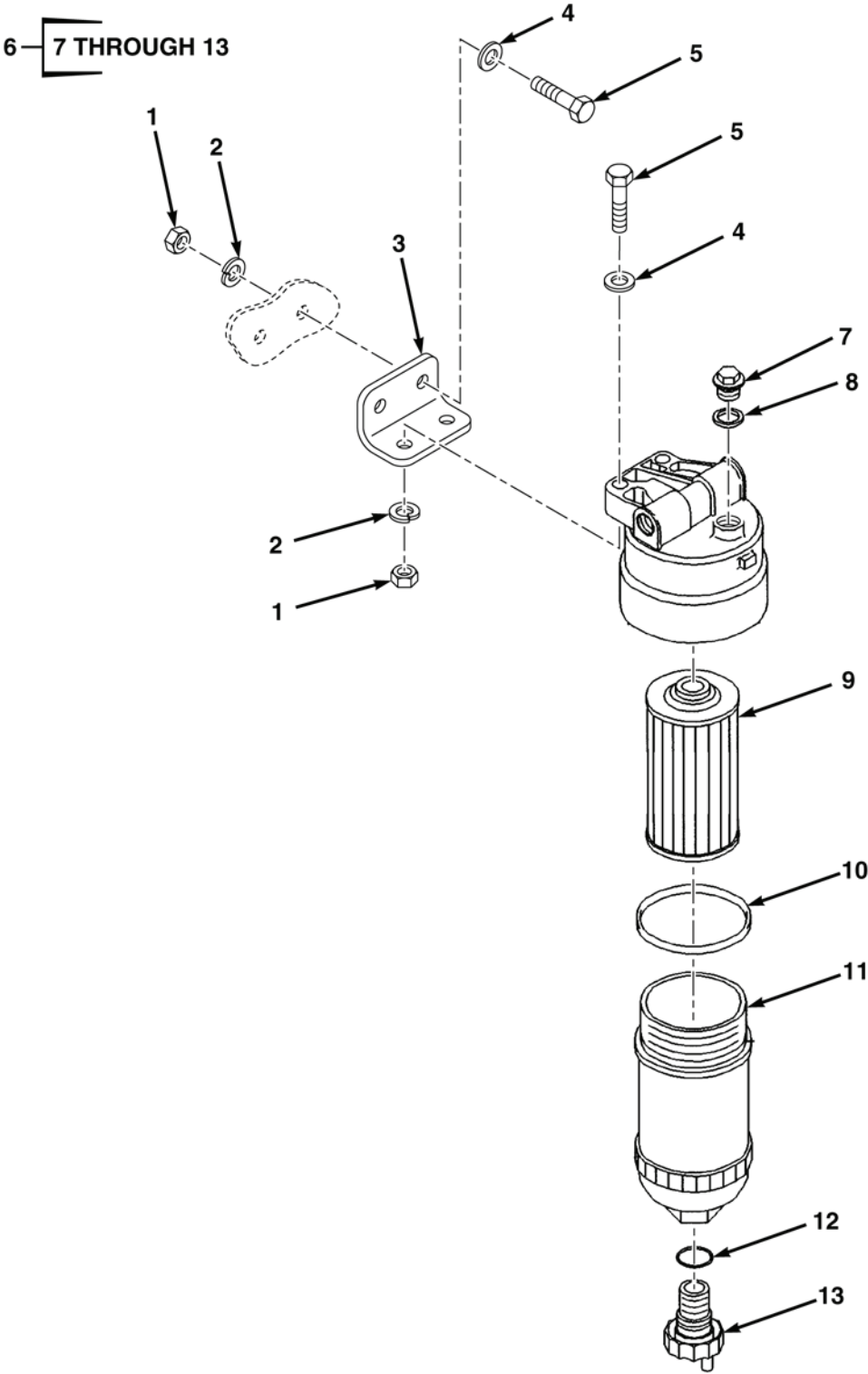


FIG. 19 FUEL PRE-FILTER ASSEMBLY



| (1)      | (2)      | (3)              | (4)   | (5)                      | (6)  | (7) |
|----------|----------|------------------|-------|--------------------------|--|-----|
| ITEM NO. | SMR CODE | NSN              | CAGEC | PART NUMBER              | DESCRIPTION AND USABLE ON CODES (UOC)        | QTY |
|          |          |                  |       |                          | GROUP 7601 WATER PUMP ENGINE ASSEMBLY        |     |
|          |          |                  |       |                          | FIG. 19 FUEL PRE-FILTER ASSEMBLY             |     |
| 1        | PAFZZ    | 5310-01-054-4644 | 06032 | 2100-0123-001            | NUT,PLAIN,HEXAGON 3/8-16. ....               | 4   |
| 2        | PAFZZ    | 5310-00-637-9541 | 80045 | 23MS35338-46             | WASHER,LOCK 3/8. ....                        | 4   |
| 3        | PFFZZ    |                  | 04664 | 1346510                  | BRACKET,MOUNTING PRIMARY FUEL FILTER. ....   | 1   |
| 4        | PAFZZ    | 5310-00-087-7493 | 96906 | MS27183-13               | WASHER,FLAT 3/8. ....                        | 4   |
| 5        | PAFZZ    | 5305-00-543-2866 | 80204 | B1821BH038C250N          | SCREW,CAP,HEXAGON HEAD, 3/8-16 X 2 1/2. .... | 4   |
| 6        | PAFFZ    |                  | D2689 | 0211 3159                | FILTER,FLUID. ....                           | 1   |
| 7        | PAFZZ    | 5365-12-308-3094 | D8286 | DIN7604-A-M14X1,5-ST-A4C | . PLUG,MACHINE THREAD. ....                  | 1   |
| 8        | PAFZZ    | 5330-12-156-4522 | D8286 | DIN7603-A14X18CU         | . GASKET. ....                               | 1   |
| 9        | PAFZZ    | 2910-12-360-6787 | D2689 | 0134 0130                | . FILTER ELEMENT,FLUI. ....                  | 1   |
| 10       | PAFZZ    | 5331-12-362-1571 | D9741 | 722 202 011              | . O-RING. ....                               | 1   |
| 11       | PAFZZ    | 2910-12-362-5060 | D2689 | 0134 0075                | . FILTER BODY,FLUID. ....                    | 1   |
| 12       | PAFZZ    | 5331-12-362-7396 | D2689 | 0134 0131                | . O-RING. ....                               | 1   |
| 13       | PAFZZ    | 4820-12-362-6625 | D2689 | 0131 9862                | . COCK,DRAIN. ....                           | 1   |
|          |          |                  |       |                          | <b>END OF FIGURE</b>                         |     |

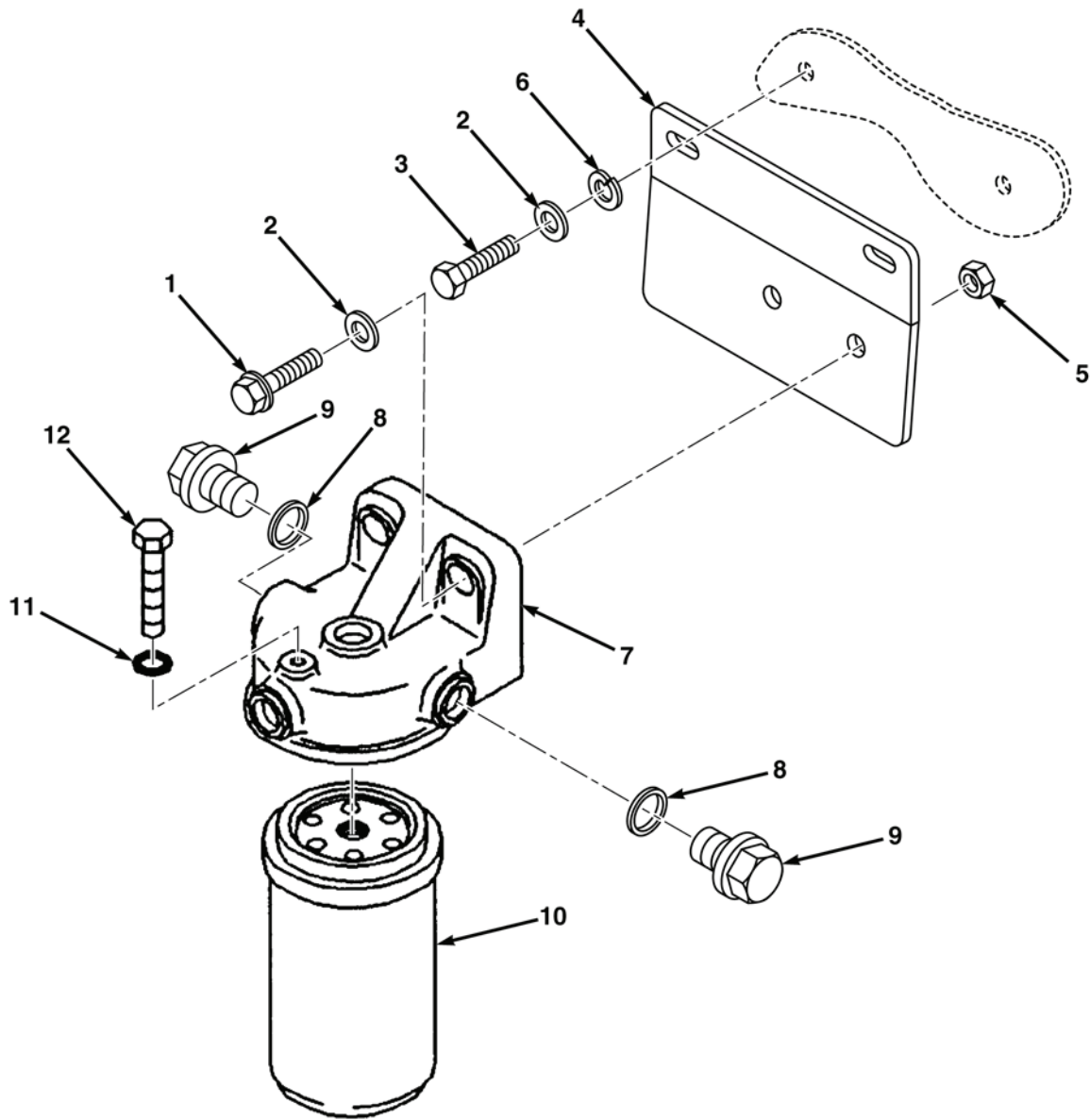


FIG. 20 FUEL FILTER ASSEMBLY

| (1)      | (2)      | (3)              | (4)   | (5)                      | (6)  | (7) |
|----------|----------|------------------|-------|--------------------------|--|-----|
| ITEM NO. | SMR CODE | NSN              | CAGEC | PART NUMBER              | DESCRIPTION AND USABLE ON CODES (UOC)          | QTY |
|          |          |                  |       |                          | GROUP 7601 WATER PUMP ENGINE ASSEMBLY          |     |
|          |          |                  |       |                          | FIG. 20 FUEL FILTER ASSEMBLY                   |     |
| 1        | PAFZZ    | 5306-12-362-5821 | D2689 | 0118 1432                | BOLT,MACHINE.....                              | 2   |
| 2        | PAFZZ    | 5310-00-087-7493 | 96906 | MS27183-13               | WASHER,FLAT 3/8 .....                          | 4   |
| 3        | PAFZZ    | 5305-00-543-2419 | 80204 | B1821BH038C113N          | SCREW,CAP,HEXAGON HEAD,<br>3/8-16 X 1 1/8..... | 2   |
| 4        | PFFZZ    |                  | 04664 | 1342852                  | BRACKET,MOUNTING FUEL FILTER...                | 1   |
| 5        | PAFZZ    | 5310-01-477-8639 | 39428 | 90640A131                | NUT,SELF-LOCKING 3/8-16 .....                  | 2   |
| 6        | PAFZZ    | 5310-00-926-5877 | 96906 | MS35338-160              | WASHER,LOCK 3/8.....                           | 2   |
| 7        | PAFZZ    | 2910-12-156-2138 | D1560 | 01409888                 | HEAD,FLUID FILTER.....                         | 1   |
| 8        | PAFZZ    | 5330-12-156-4523 | D8286 | DIN7603-A14X20-C         | GASKET.....                                    | 2   |
| 9        | PAFZZ    | 5365-12-362-5417 | D8286 | DIN910-M14X1,5-ST-ZNAL-A | PLUG,MACHINE THREAD .....                      | 2   |
| 10       | PAFZZ    | 4330-14-515-3627 | F5878 | 0118 0597                | FILTER,FLUID SPIN-ON .....                     | 1   |
| 11       | PAFZZ    | 5330-12-156-4516 | D8286 | DIN7603-A6X10-CU         | GASKET.....                                    | 1   |
| 12       | PAFZZ    | 5305-12-348-6727 | D8046 | 304017006034             | SCREW,CAP,HEXAGON H.....                       | 1   |
|          |          |                  |       |                          | <b>END OF FIGURE</b>                           |     |

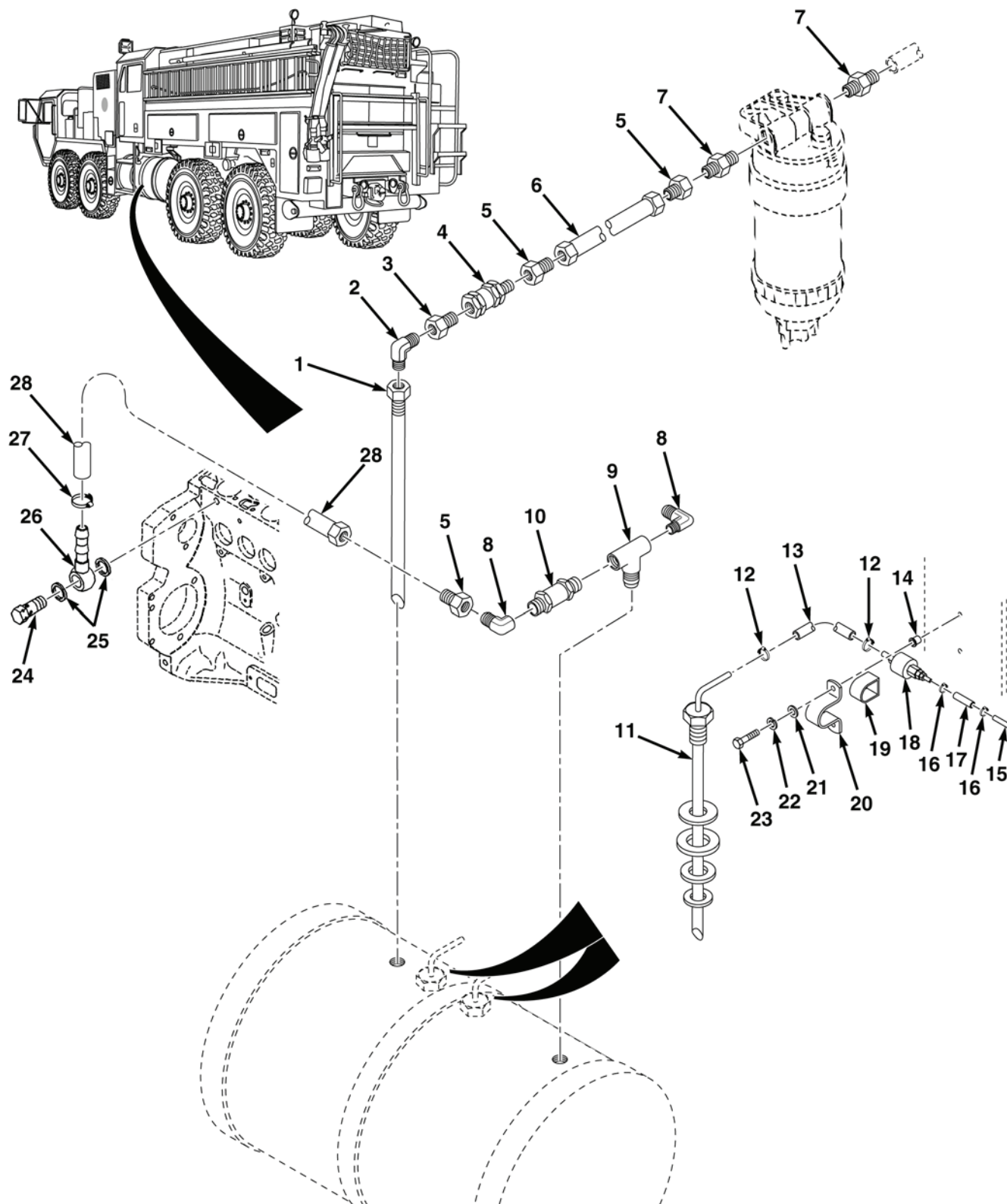


FIG. 21 HEATER FUEL TANK PICK-UP INSTALLATION

| (1)                  | (2)      | (3)              | (4)   | (5)              | (6)  | (7) |
|----------------------|----------|------------------|-------|------------------|--|-----|
| ITEM NO.             | SMR CODE | NSN              | CAGEC | PART NUMBER      | DESCRIPTION AND USABLE ON CODES (UOC)  | QTY |
|                      |          |                  |       |                  | GROUP 7601 WATER PUMP ENGINE ASSEMBLY  |     |
|                      |          |                  |       |                  | FIG. 21 HEATER FUEL TANK PICK-UP INSTALLATION                                  |     |
| 1                    | PAFZZ    |                  | 04664 | 1365906          | TUBE,PICKUP,FUEL . . . . .   | 1   |
| 2                    | PAFZZ    | 4730-00-844-1379 | 81343 | 6-6 140237C      | ELBOW,PIPE . . . . .   | 1   |
| 3                    | PAFZZ    | 4730-01-517-8532 | 93061 | 02306-6          | ADAPTER,STRAIGHT,TU . . . . .  | 1   |
| 4                    | PAFZZ    | 4820-01-517-8529 | 93061 | 2625             | VALVE,CHECK. . . . .   | 1   |
| 5                    | PAFZZ    | 4730-01-035-1429 | 87373 | 30682-6-6        | ADAPTER,STRAIGHT,TU . . . . .  | 3   |
| 6                    | MFFZZ    |                  | 04664 | 930178-120       | HOSE,FUEL MAKE FROM P/N<br>FC647-6GRN,CAGE 00624,APPROX 120<br>IN. LG. . . . . | 1   |
| 7                    | PAFZZ    | 4730-01-517-8584 | 1ET59 | MC5315X6X216     | ADAPTER,STRAIGHT,PI . . . . .  | 2   |
| 8                    | PAFZZ    | 4730-01-357-8699 | 98441 | 2203-6-6         | ELBOW,PIPE TO TUBE. . . . .  | 2   |
| 9                    | PAFZZ    | 4730-01-048-1025 | 30780 | 212T-6-6         | TEE,PIPE . . . . .   | 1   |
| 10                   | PAFZZ    | 4820-01-515-0455 | 97111 | CV-370-MPMP-5    | VALVE,CHECK. . . . .   | 1   |
| 11                   | PAFZZ    | 4710-20-001-6660 | 1C645 | CA012058         | TUBE AND FITTINGS,M . . . . .  | 2   |
| 12                   | PAFZZ    | 5340-01-475-0039 | 1J955 | 102063011098     | CLIP,SPRING TENSION . . . . .  | 4   |
| 13                   | PAFZZ    | 4720-12-333-3860 | D8435 | 360753500000     | HOSE,NONMETALLIC. . . . .  | 2   |
| 14                   | PAFZZ    | 5325-01-394-2414 | 78276 | ALS7-420-165     | INSERT,SCREW THREAD 1/4-20 . . . . .   | 4   |
| 15                   | PAFZZ    | 4710-01-474-9252 | 1J955 | 09031117         | PIPE,METALLIC. . . . .   | 2   |
| 16                   | PAFZZ    | 5340-01-475-0054 | 1J955 | 102063009098     | CLIP,SPRING TENSION . . . . .  | 4   |
| 17                   | PAFZZ    | 4720-12-331-5926 | D8435 | 360753000000     | HOSE,NONMETALLIC. . . . .  | 2   |
| 18                   | PAFZZ    | 4320-12-346-2040 | D8435 | 251728450000     | PUMP UNIT,RECIPROCA . . . . .  | 1   |
| 19                   | PAFZZ    | 6530-01-352-4777 | 19207 | 201449001001     | CUSHION,RING,SOLID. . . . .  | 2   |
| 20                   | PFFZZ    | 5342-01-007-0815 | 98247 | 25-1156-20-00-11 | BRACKET,PUMP . . . . .   | 2   |
| 21                   | PAFZZ    | 5310-00-823-8804 | 96906 | MS27183-9        | WASHER,FLAT 1/4 . . . . .  | 4   |
| 22                   | PAFZZ    | 5310-00-883-9417 | 80205 | MS35338-158      | WASHER,LOCK 1/4. . . . .   | 4   |
| 23                   | PAFZZ    | 5305-00-702-4523 | 80205 | MS35307-306      | SCREW,CAP,HEXAGON HEAD,<br>1/4-20 X 3/4 . . . . .                              | 4   |
| 24                   | PAFZZ    | 2910-12-361-1126 | D2689 | 0211 1519        | VALVE,FUEL SYSTEM . . . . .  | 1   |
| 25                   | PAFZZ    | 5330-12-156-4523 | D8286 | DIN7603-A14X20-C | GASKET. . . . .  | 2   |
| 26                   | PAFZZ    | 4730-12-364-0435 | D2689 | 0118 0403        | CONNECTOR,MULTIPLE,. . . . .   | 1   |
| 27                   | PAFZZ    | 4730-01-316-5785 | 81646 | 6208             | CLAMP,HOSE . . . . .   | 1   |
| 28                   | MFFZZ    |                  | 04664 | 930178-120       | HOSE,FUEL MAKE FROM P/N<br>FC647-6GRN,CAGE 00624,APPROX 120<br>IN. LG. . . . . | 1   |
| <b>END OF FIGURE</b> |          |                  |       |                  |  |     |

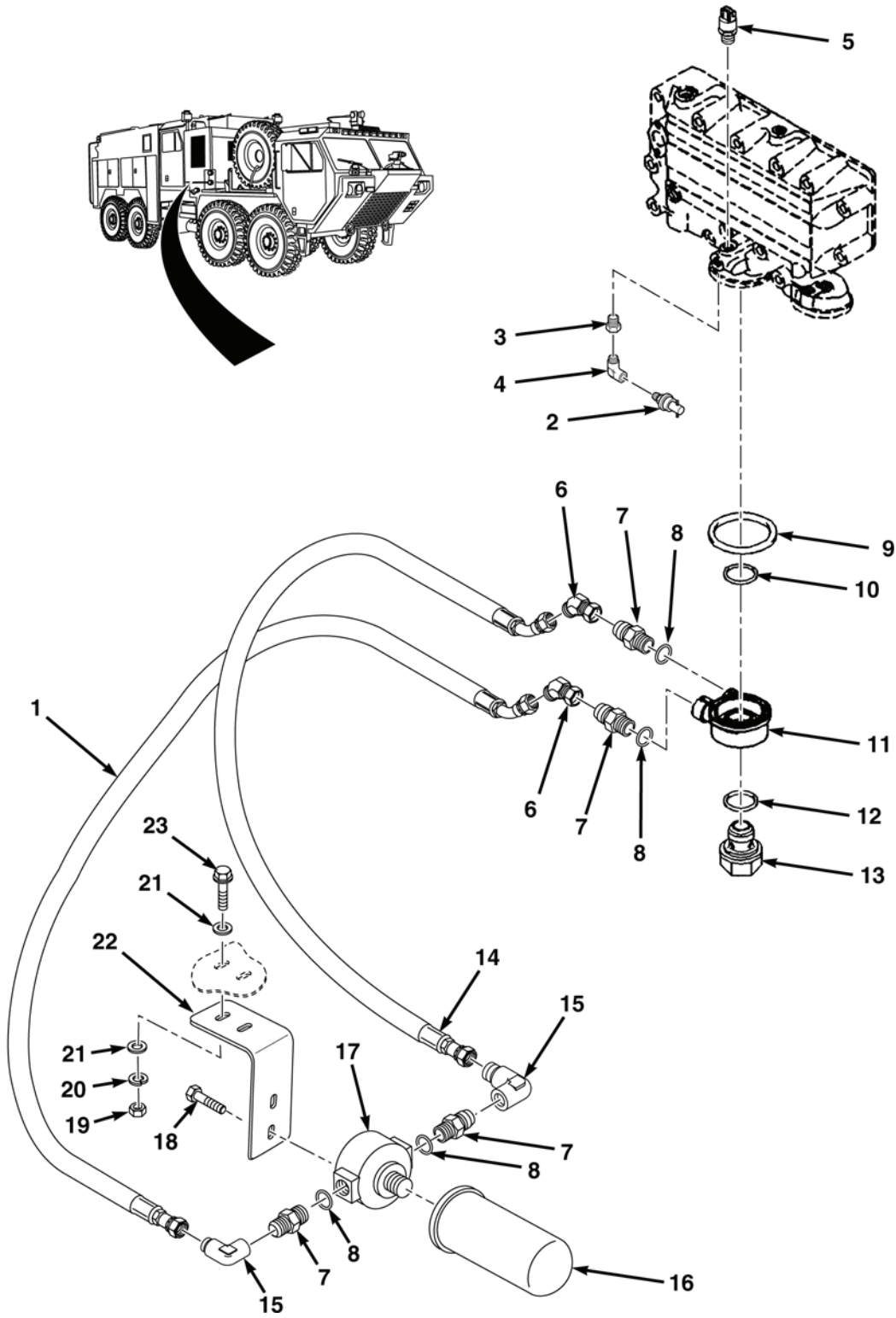


FIG. 22 OIL FILTER ASSEMBLY

| (1)                  | (2)      | (3)              | (4)   | (5)                      | (6)  | (7) |
|----------------------|----------|------------------|-------|--------------------------|--|-----|
| ITEM NO.             | SMR CODE | NSN              | CAGEC | PART NUMBER              | DESCRIPTION AND USABLE ON CODES (UOC)              | QTY |
|                      |          |                  |       |                          | GROUP 7601 WATER PUMP ENGINE ASSEMBLY              |     |
|                      |          |                  |       |                          | FIG. 22 OIL FILTER ASSEMBLY                        |     |
| 1                    | PAFZZ    | 4720-12-362-5058 | D2689 | 0118 1934                | HOSE ASSEMBLY, NONME . . . . .                     | 1   |
| 2                    | PAFZZ    | 5930-00-855-3938 | 74400 | 76579                    | SWITCH, PRESSURE . . . . .                         | 1   |
| 3                    | PAFZZ    | 4730-01-521-8068 | 93061 | M10-1/8F80HG             | REDUCER, PIPE . . . . .                            | 1   |
| 4                    | PAFZZ    | 4730-00-204-1272 | 30780 | 2102-2-2                 | ELBOW, PIPE . . . . .                              | 2   |
| 5                    | PAFZZ    | 6620-12-363-1599 | D2689 | 0419 9823                | TRANSMITTER, PRESSUR . . . . .                     | 1   |
| 6                    | PAFZZ    | 4730-01-492-8482 | 01276 | 2070-12-12S              | ELBOW, SWIVEL FLANGE TO TUBE . . .                 | 2   |
| 7                    | PAFZZ    | 4730-12-134-0892 | D9596 | 709301                   | ADAPTER, STRAIGHT, TU . . . . .                    | 4   |
| 8                    | PAFZZ    | 5330-12-156-4838 | D8286 | DIN7603-A26X31-C         | GASKET . . . . .                                   | 4   |
| 9                    | PAFZZ    | 5331-12-318-4030 | D2689 | 0117 5851                | O-RING . . . . .                                   | 1   |
| 10                   | PAFZZ    | 5331-12-362-7527 | D2689 | 0117 8213                | O-RING . . . . .                                   | 1   |
| 11                   | PAFZZ    | 2940-12-362-5262 | D2689 | 0425 6763                | HEAD, FLUID FILTER . . . . .                       | 1   |
| 12                   | PAFZZ    | 5331-12-362-7526 | D2689 | 0118 1860                | O-RING . . . . .                                   | 1   |
| 13                   | PAFZZ    | 4730-12-362-5682 | D2689 | 0425 6765                | BOLT, FLUID PASSAGE . . . . .                      | 1   |
| 14                   | PAFZZ    | 4720-12-362-5057 | D2689 | 0118 1933                | HOSE ASSEMBLY, NONME . . . . .                     | 1   |
| 15                   | PAFZZ    | 4730-01-521-6644 | 93061 | 2202P-12-12              | ELBOW, PIPE . . . . .                              | 1   |
| 16                   | PAFZZ    | 2940-12-186-3373 | D2689 | 0117 4421                | FILTER ELEMENT, FLUI . . . . .                     | 1   |
| 17                   | PAFZZ    | 2910-12-361-0703 | D2689 | 0419 1445                | HEAD, FLUID FILTER . . . . .                       | 1   |
| 18                   | PAFZZ    | 5306-12-362-5816 | I9005 | EN1662-M10X20-F-10.9-A3P | BOLT, MACHINE . . . . .                            | 2   |
| 19                   | PAFZZ    | 5310-01-054-4644 | 06032 | 2100-0123-001            | NUT, PLAIN, HEXAGON 3/8-16 . . . . .               | 2   |
| 20                   | PAFZZ    | 5310-00-637-9541 | 80045 | 23MS35338-46             | WASHER, LOCK 3/8 . . . . .                         | 2   |
| 21                   | PAFZZ    | 5310-00-087-7493 | 96906 | MS27183-13               | WASHER, FLAT 3/8 . . . . .                         | 4   |
| 22                   | PFFZZ    |                  | 04664 | 1347605                  | BRACKET, MOUNTING OIL FILTER . . . .               | 1   |
| 23                   | PAFZZ    | 5305-00-543-2419 | 80204 | B1821BH038C113N          | SCREW, CAP, HEXAGON HEAD, 3/8-16 X 1 1/8 . . . . . | 2   |
| <b>END OF FIGURE</b> |          |                  |       |                          |  |     |

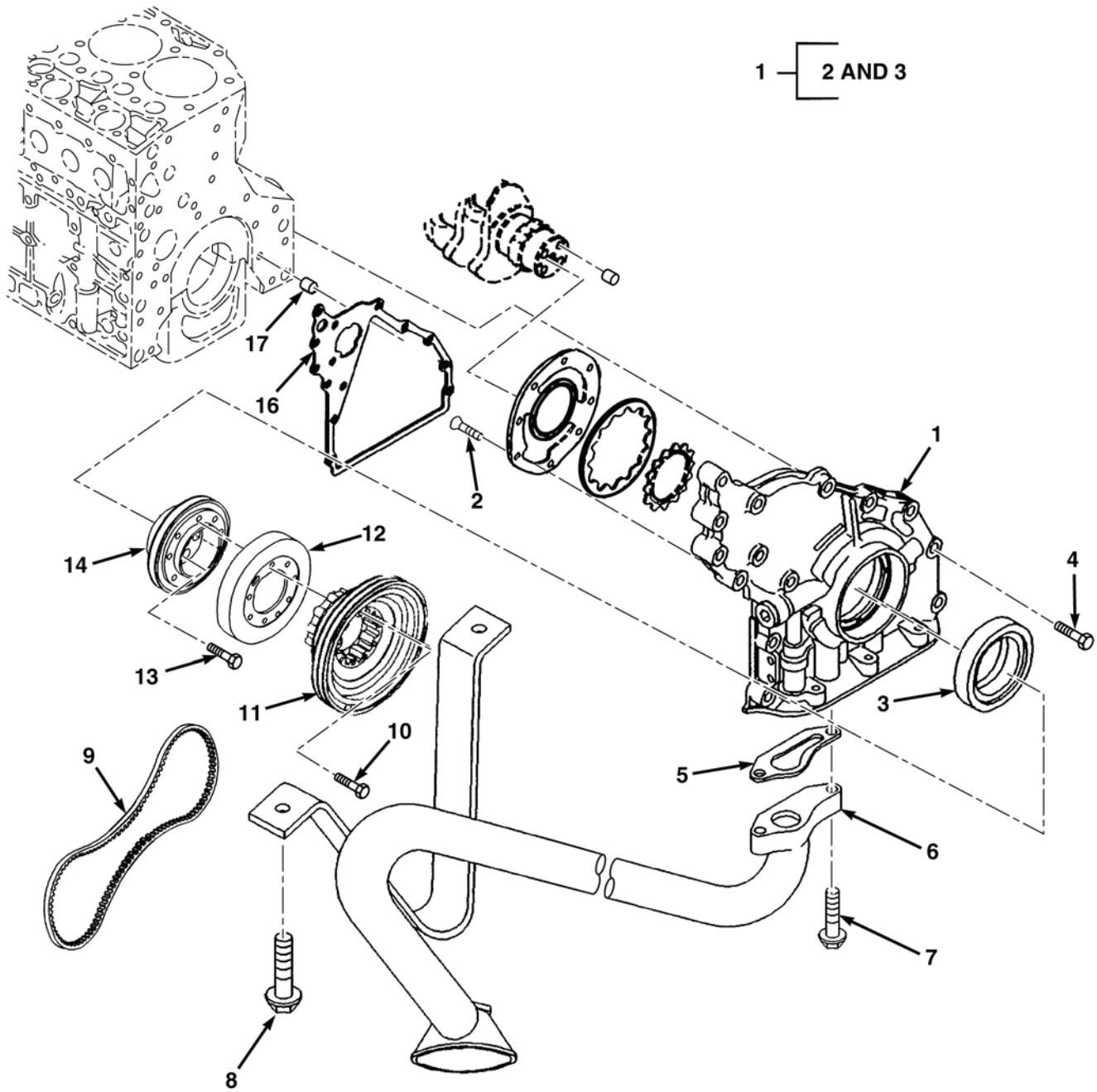


FIG. 23 OIL PUMP/FRONT COVER ASSEMBLY



| (1)                  | (2)      | (3)              | (4)   | (5)                     | (6)                                   | (7) |
|----------------------|----------|------------------|-------|-------------------------|---------------------------------------|-----|
| ITEM NO.             | SMR CODE | NSN              | CAGEC | PART NUMBER             | DESCRIPTION AND USABLE ON CODES (UOC) | QTY |
|                      |          |                  |       |                         | GROUP 7601 WATER PUMP ENGINE ASSEMBLY |     |
|                      |          |                  |       |                         | FIG. 23 OIL PUMP/FRONT COVER ASSEMBLY |     |
| 1                    | PAFZZ    |                  | D2689 | 0428 9742               | COVER,ACCESS. ....                    | 1   |
| 2                    | PAFZZ    | 5305-12-163-1371 | D8286 | M6X16DIN799A2P          | . SCREW,CAP,SOCKET HE .....           | 8   |
| 3                    | PAFZZ    | 5330-12-361-9035 | D2689 | 0425 3373               | . SEAL,PLAIN. ....                    | 1   |
| 4                    | PAFZZ    | 5306-12-361-9468 | I9006 | EN1662-M8X35-F-10.9-A2P | BOLT,MACHINE. ....                    | 14  |
| 5                    | PAFZZ    | 5330-12-362-7398 | D2689 | 0419 8741               | GASKET. ....                          | 1   |
| 6                    | PAFZZ    | 4710-12-362-4898 | D2689 | 0425 6591               | TUBE ASSEMBLY,METAL .....             | 1   |
| 7                    | PAFZZ    | 5306-12-361-9464 | D2689 | 0118 1416               | BOLT,MACHINE. ....                    | 2   |
| 8                    | PAFZZ    | 5306-12-361-9458 | D2689 | 0118 1436               | BOLT,MACHINE. ....                    | 2   |
| 9                    | PAFZZ    |                  | D2689 | 0117 9718               | BELT,V .....                          | 1   |
| 10                   | PAFZZ    |                  | D2689 | 0113 9579               | BOLT,HEX .....                        | 9   |
| 11                   | PAFZZ    |                  | D2689 | 0419 7633               | PULLEY,V-GROOVED .....                | 1   |
| 12                   | PAFZZ    |                  | D2689 | 0425 3414               | DAMPER,VIBRATION .....                | 1   |
| 13                   | PAFZZ    |                  | D2689 | 0117 9415               | BOLT,TORX HEAD. ....                  | 4   |
| 14                   | PAFZZ    |                  | D2689 | 0420 9687               | PULLEY,V-GROOVED .....                | 1   |
| 15                   | PAFZZ    |                  | D2689 | 0118 1404               | BUSHING. ....                         | 1   |
| 16                   | PAFZZ    |                  | D2689 | 0420 4450               | GASKET. ....                          | 1   |
| 17                   | PAFZZ    |                  | D2689 | 0118 1406               | BUSHING. ....                         | 1   |
| <b>END OF FIGURE</b> |          |                  |       |                         |                                       |     |

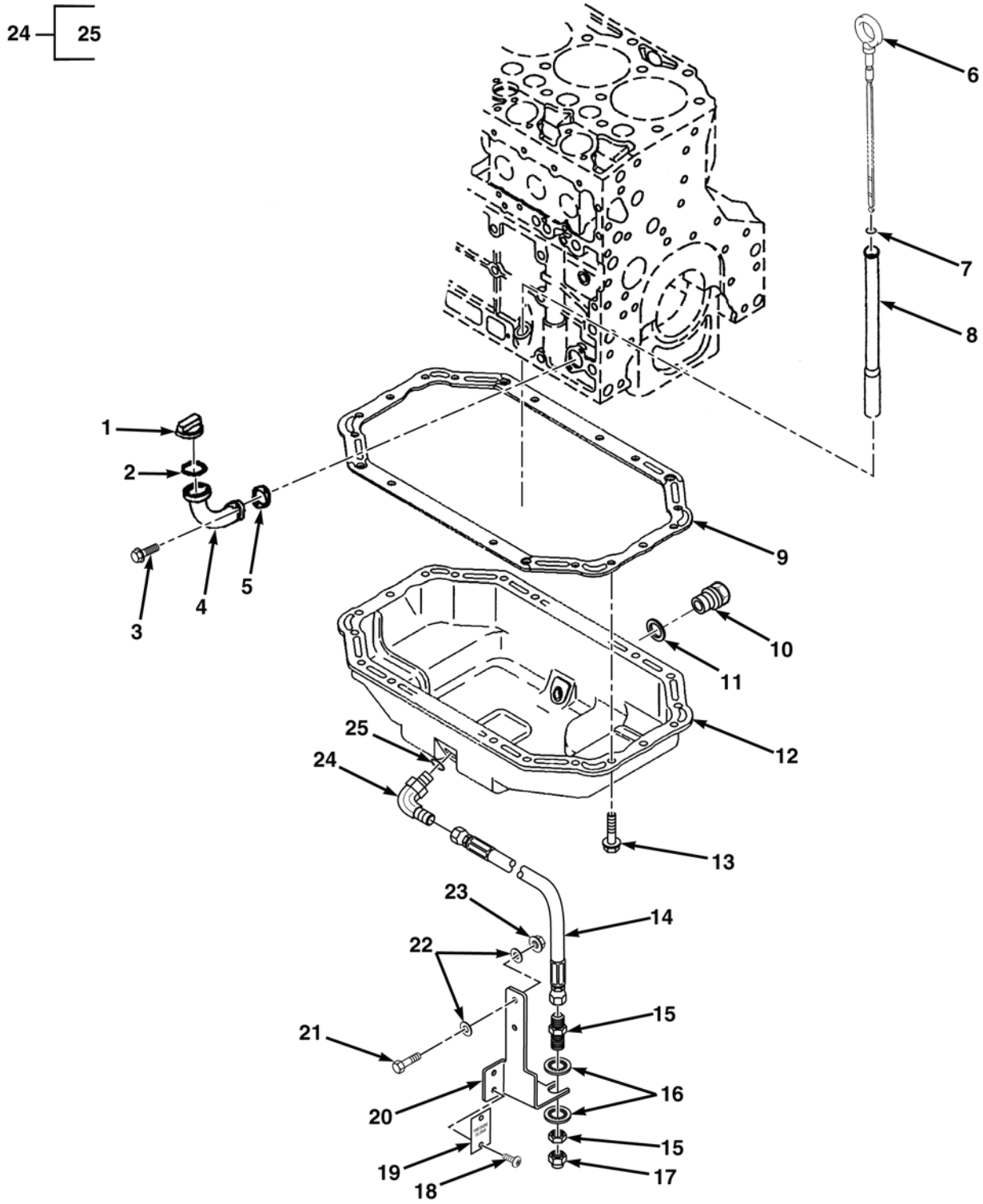


FIG. 24 OIL PAN ASSEMBLY

| (1)      | (2)      | (3)              | (4)   | (5)                   | (6)  | (7) |
|----------|----------|------------------|-------|-----------------------|--|-----|
| ITEM NO. | SMR CODE | NSN              | CAGEC | PART NUMBER           | DESCRIPTION AND USABLE ON CODES (UOC)            | QTY |
|          |          |                  |       |                       | GROUP 7601 WATER PUMP ENGINE ASSEMBLY            |     |
|          |          |                  |       |                       | FIG. 24 OIL PAN ASSEMBLY                         |     |
| 1        | PAFZZ    |                  | D2689 | 0118 1084             | CAP,FILLER . . . . .                             | 1   |
| 2        | PAFZZ    | 5331-00-285-9847 | 81343 | MS28778-32            | O-RING . . . . .                                 | 2   |
| 3        | PAFZZ    | 5306-12-361-0975 | D2689 | 0118 1433             | BOLT,MACHINE. . . . .                            | 1   |
| 4        | PAFZZ    |                  | D2689 | 0419 7913             | NECK,FILLER . . . . .                            | 1   |
| 5        | PAFZZ    | 5330-01-389-4366 | 62445 | 0117 8421             | GASKET. . . . .                                  | 1   |
| 6        | PAFZZ    | 6680-12-363-8739 | D2689 | 0118 1379             | GAGE ROD,LIQUID LEV. . . . .                     | 1   |
| 7        | PAFZZ    | 5331-12-163-1067 | D2480 | OR5X1,5-62NBR/15      | O-RING . . . . .                                 | 1   |
| 8        | PAFZZ    |                  | D2689 | 04204590              | TUBE,GUIDE . . . . .                             | 1   |
| 9        | PAFZZ    |                  | D2689 | 0420 4459             | GASKET. . . . .                                  | 1   |
| 10       | PAFZZ    | 5365-12-196-7484 | D8286 | DIN910-M18X1,5-ST-A3P | PLUG,MACHINE . . . . .                           | 1   |
| 11       | PAFZZ    | 5365-12-196-7484 | D8286 | DIN7603-A18X24-C      | GASKET. . . . .                                  | 1   |
| 12       | PAFZZ    |                  | D2689 | 0425 6245             | PAN,OIL . . . . .                                | 1   |
| 13       | PAFZZ    | 5306-12-361-9458 | D2689 | 0118 1436             | BOLT,MACHINE. . . . .                            | 34  |
| 14       | PAFZZ    |                  | 0K785 | 102911                | HOSE ASSEMBLY,NONME. . . . .                     | 1   |
| 15       | PAFZZ    | 4730-00-933-0816 | 96906 | MS51520A12            | ADAPTER,STRAIGHT,TU TUBE TO BOSS . . . . .       | 1   |
| 16       | PAFZZ    | 5310-01-333-4543 | 96906 | MS35333-130           | WASHER,LOCK 1 . . . . .                          | 2   |
| 17       | PAFZZ    | 4730-00-278-5708 | 30780 | 12FNXT-B              | CAP,TUBE . . . . .                               | 1   |
| 18       | PAFZZ    | 5305-00-995-3569 | 80205 | MS24629-22            | SCREW,TAPPING . . . . .                          | 2   |
| 19       | PAFZZ    |                  | 04664 | 1365741               | TAG,PUMP GEARCASE FILL . . . . .                 | 1   |
| 20       | PFFZZ    |                  | 04664 | 1346480               | BRACKET,MOUNTING ENGINE OIL DRAIN . . . . .      | 1   |
| 21       | PAFZZ    | 5305-01-082-0049 | 11939 | 93543216              | SCREW,CAP,HEX HEAD .312-18 X 1. . . . .          | 2   |
| 22       | PAFZZ    | 5310-00-809-3078 | 96906 | MS27183-11            | WASHER,FLAT .312 . . . . .                       | 4   |
| 23       | PAFZZ    | 5310-01-155-1905 | 45152 | 115303A               | NUT,SELF-LOCKING EXT WASHER, .312 X 18 . . . . . | 2   |
| 24       | PAFZZ    |                  | 1ET59 | 9605-08-L10-16        | ADAPTER,STRAIGHT,PI OIL PAN DRAIN                | 1   |
| 25       | PAFZZ    | 5310-21-914-5238 | 3AD25 | 9500-16MM             | . WASHER,SEAL . . . . .                          | 1   |
|          |          |                  |       |                       | <b>END OF FIGURE</b>                             |     |

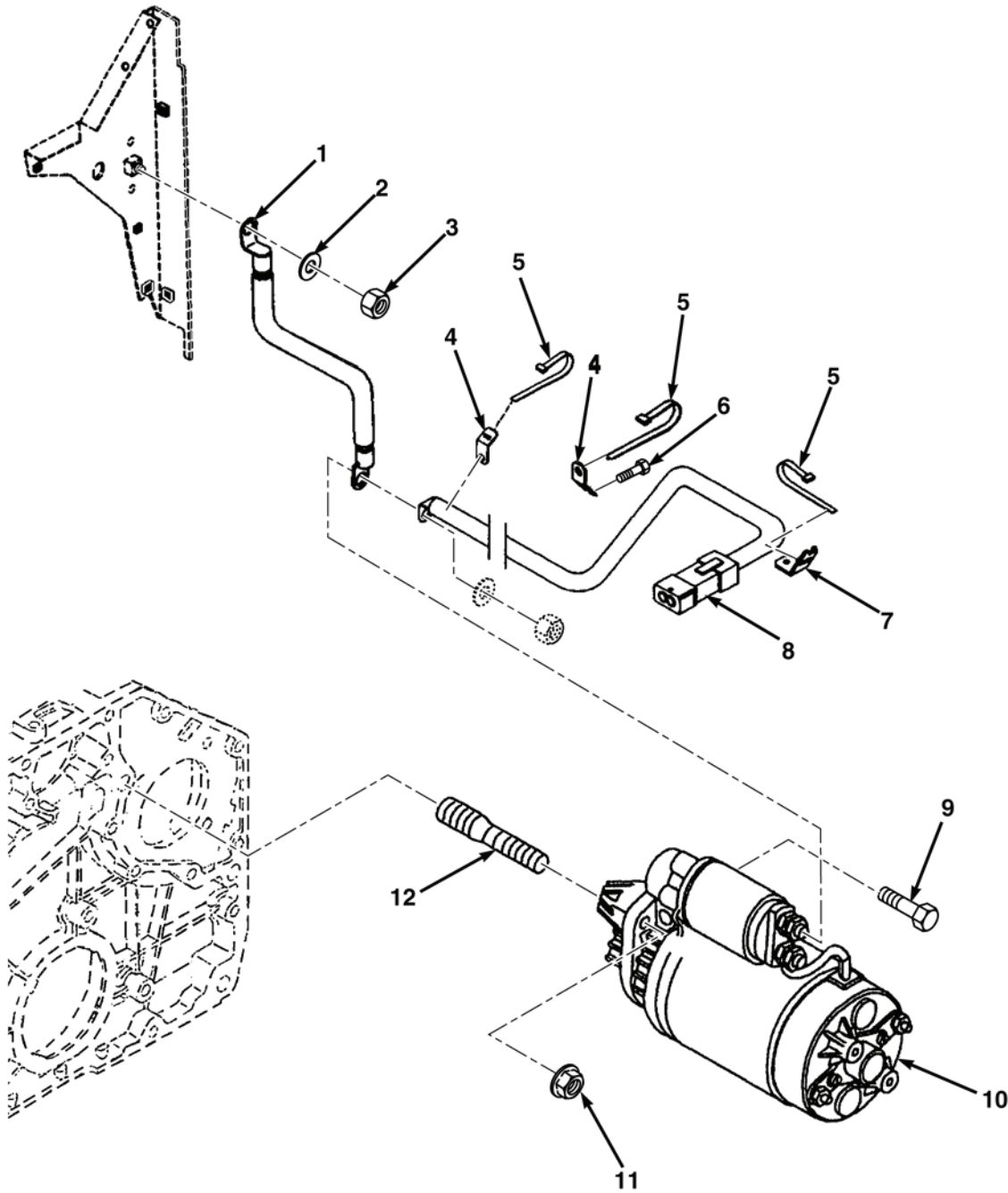


FIG. 25 STARTER MOUNTING INSTALLATION

| (1)      | (2)      | (3)              | (4)   | (5)                     | (6)                                   | (7) |
|----------|----------|------------------|-------|-------------------------|---------------------------------------|-----|
| ITEM NO. | SMR CODE | NSN              | CAGEC | PART NUMBER             | DESCRIPTION AND USABLE ON CODES (UOC) | QTY |
|          |          |                  |       |                         | GROUP 7601 WATER PUMP ENGINE ASSEMBLY |     |
|          |          |                  |       |                         | FIG. 25 STARTER MOUNTING INSTALLATION |     |
| 1        | PAFZZ    |                  | D2689 | 0419 9575               | CABLE,INTERCONNECT . . . . .          | 1   |
| 2        | PAFZZ    | 5310-12-362-5176 | D2689 | 0110 7111               | WASHER,FLAT . . . . .                 | 3   |
| 3        | PAFZZ    | 5310-12-362-5683 | D2689 | 0111 2856               | NUT,PLAIN,HEXAGON . . . . .           | 3   |
| 4        | PFFZZ    | 5340-12-325-1206 | D2689 | 0224 9331               | BRACKET,ANGLE . . . . .               | 3   |
| 5        | PAFZZ    | 5340-12-346-0167 | D2689 | 0117 6435               | BAND,RETAINING . . . . .              | 8   |
| 6        | PAFZZ    | 5306-12-361-9460 | I9005 | EN1662-M8X12-F-10.9-A2P | BOLT,MACHINE. . . . .                 | 6   |
| 7        | PFFZZ    |                  | D2689 | 0419 9094               | BRACKET . . . . .                     | 1   |
| 8        | PAFZZ    |                  | D2689 | 0421 3609               | LINE,ELECTRIC . . . . .               | 1   |
| 9        | PAFZZ    |                  | D2689 | 0114 8623               | BOLT,MACHINE. . . . .                 | 2   |
| 10       | PAFHH    |                  | 53867 | 0117 9586               | MOTOR,ENGINE STARTE . . . . .         | 1   |
| 11       | PAFZZ    | 5310-12-362-5684 | D2689 | 0420 5841               | NUT,PLAIN,EXTENDED . . . . .          | 1   |
| 12       | PAFZZ    | 5307-12-362-5819 | D2689 | 0420 5743               | STUD,SHOULDERED . . . . .             | 1   |
|          |          |                  |       |                         | <b>END OF FIGURE</b>                  |     |

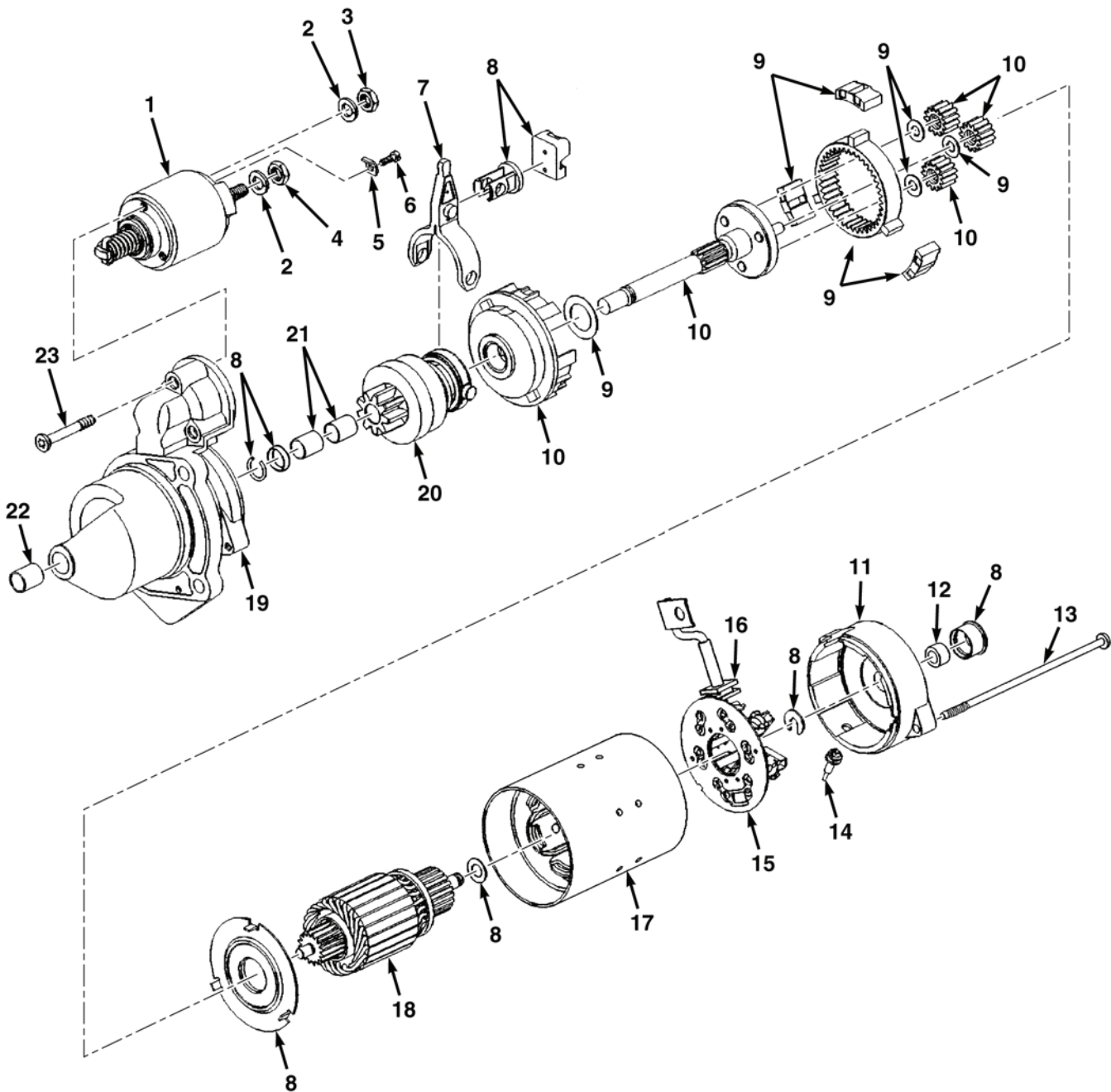


FIG. 26 STARTER ASSEMBLY

| (1)                                   | (2)      | (3)              | (4)   | (5)           | (6)                                   | (7) |
|---------------------------------------|----------|------------------|-------|---------------|---------------------------------------|-----|
| ITEM NO.                              | SMR CODE | NSN              | CAGEC | PART NUMBER   | DESCRIPTION AND USABLE ON CODES (UOC) | QTY |
| GROUP 7601 WATER PUMP ENGINE ASSEMBLY |          |                  |       |               |                                       |     |
| FIG. 26 STARTER ASSEMBLY              |          |                  |       |               |                                       |     |
| 1                                     | PAFZZ    | 5945-01-517-4988 | 53867 | 2 339 402 133 | SOLENOID,ELECTRICAL . . . . .         | 1   |
| 2                                     | PAFZZ    | 5310-01-517-6906 | 53867 | 2 918 740 008 | WASHER,SPRING TENS . . . . .          | 2   |
| 3                                     | PAFZZ    | 5310-01-517-6900 | 53867 | 2 915 011 039 | NUT,PLAIN,HEXAGON . . . . .           | 1   |
| 4                                     | PAFZZ    | 5310-01-174-1491 | S3465 | 4537769-629   | NUT,PLAIN,HEXAGON . . . . .           | 1   |
| 5                                     | PAFZZ    | 5940-01-174-1488 | 53867 | 1901321209    | TERMINAL,LUG. . . . .                 | 1   |
| 6                                     | PAFZZ    | 5305-21-898-4493 | 98883 | B183998267    | SCREW,MACHINE . . . . .               | 1   |
| 7                                     | PAFZZ    | 2920-01-518-0943 | 53867 | 9 003 331 931 | FORK LEVER . . . . .                  | 1   |
| 8                                     | PAFZZ    | 2920-12-359-2999 | D8015 | 9003337010    | PARTS KIT,ELECTRICA . . . . .         | 1   |
| 9                                     | PAFZZ    | 3020-01-517-6980 | 53867 | 9 003 337 009 | GEAR SET,SPUR,MATCH . . . . .         | 1   |
| 10                                    | PAFZZ    | 3020-01-517-6987 | 53867 | 9 001 336 244 | GEAR CLUSTER . . . . .                | 1   |
| 11                                    | PAFZZ    | 2920-01-517-9438 | 53867 | 6 033 ADO 183 | END BELL,ELECTRICAL . . . . .         | 1   |
| 12                                    | PAFZZ    | 5365-01-517-2850 | 53867 | 9 003 330 317 | BUSHING,MACHINE THR . . . . .         | 1   |
| 13                                    | PAFZZ    | 5305-01-517-6913 | 53867 | 9 001 333 446 | SCREW,MACHINE . . . . .               | 2   |
| 14                                    | PAFZZ    | 5365-01-517-3346 | 53867 | 1 000 306 002 | BUSHING,MACHINE THR . . . . .         | 2   |
| 15                                    | PAFZZ    | 5977-01-518-0284 | 53867 | 6 033 ADO 151 | HOLDER,ELECTRICAL C . . . . .         | 1   |
| 16                                    | PAFZZ    | 5977-01-517-8945 | 53867 | 6 033 ADO 130 | HOLDER,ELECTRICAL C . . . . .         | 1   |
| 17                                    | PAFZZ    | 2920-01-518-0975 | 53867 | 6 033 ADO 128 | STATOR ASSEMBLY,IGN . . . . .         | 1   |
| 18                                    | PAHZZ    | 2920-01-518-0395 | 53867 | 9 003 334 039 | ARMATURE,IGNITION . . . . .           | 1   |
| 19                                    | PAFZZ    | 2920-01-517-9265 | 53867 | 6 033 ADO 082 | DRIVE END SHIELD . . . . .            | 1   |
| 20                                    | PAFZZ    | 2920-01-518-0949 | 53867 | 9 002 336 236 | DRIVE,ENGINE,ELECTR . . . . .         | 1   |
| 21                                    | PAFZZ    | 5365-01-517-2849 | 53867 | 2 000 310 002 | BUSHING,MACHINE THR . . . . .         | 2   |
| 22                                    | PAFZZ    | 3120-01-273-7507 | 53867 | 2 000 301 000 | BUSHING,SLEEVE . . . . .              | 1   |
| 23                                    | PAFZZ    | 5305-01-517-6910 | 53867 | 9 001 333 448 | SCREW,MACHINE . . . . .               | 3   |
| <b>END OF FIGURE</b>                  |          |                  |       |               |                                       |     |

4 — 5 THROUGH 9

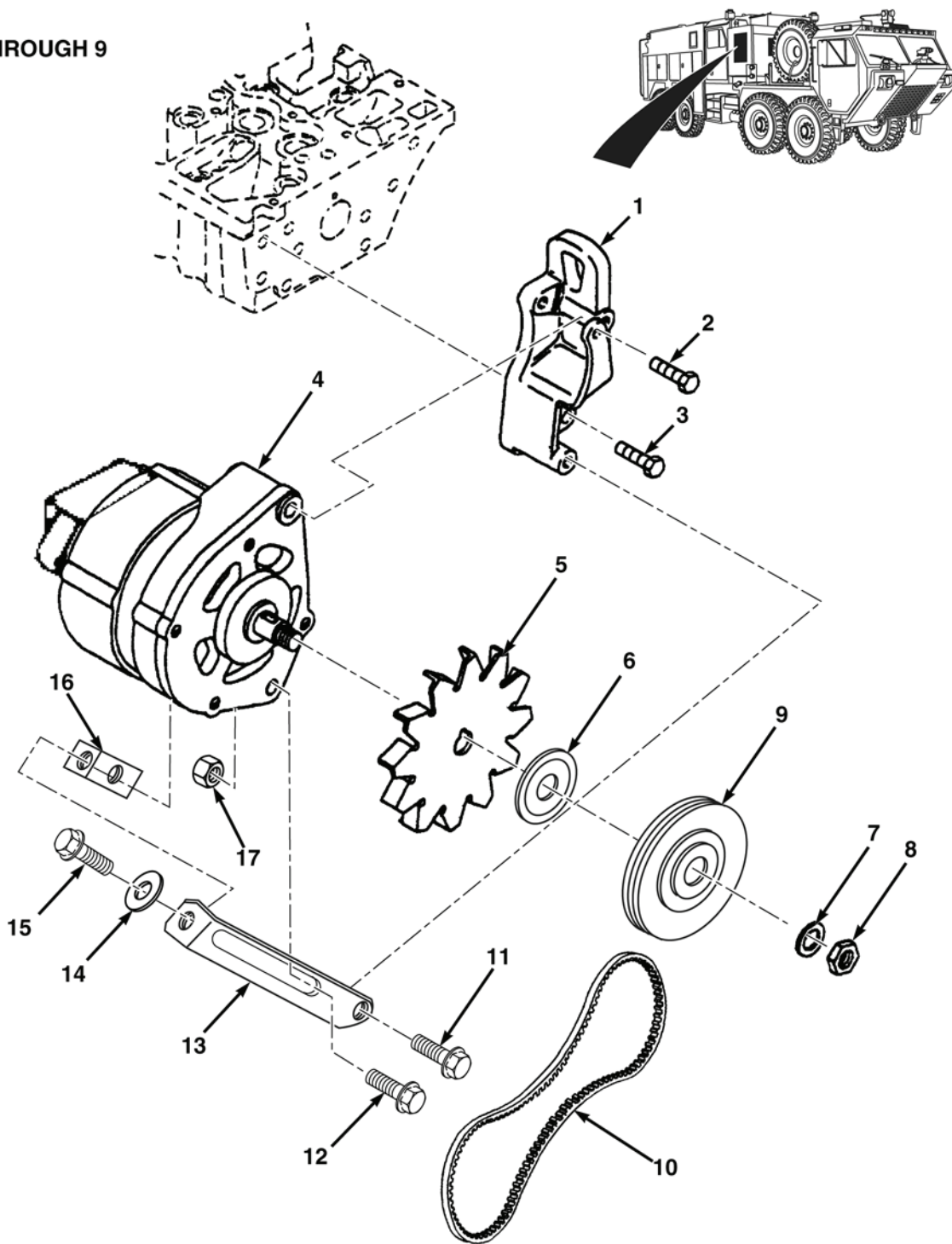


FIG. 27 ALTERNATOR ASSEMBLY INSTALLATION



| (1)      | (2)      | (3)              | (4)   | (5)              | (6)                                      | (7) |
|----------|----------|------------------|-------|------------------|--|-----|
| ITEM NO. | SMR CODE | NSN              | CAGEC | PART NUMBER      | DESCRIPTION AND USABLE ON CODES (UOC)    | QTY |
|          |          |                  |       |                  | GROUP 7601 WATER PUMP ENGINE ASSEMBLY    |     |
|          |          |                  |       |                  | FIG. 27 ALTERNATOR ASSEMBLY INSTALLATION |     |
| 1        | PFFZZ    | 5342-12-362-5681 | D2689 | 0420 9685        | BRACKET,ENGINE ACCE.....                 | 1   |
| 2        | PAFZZ    | 5306-01-545-5168 | 62445 | 0118 1435        | BOLT,MACHINE.....                        | 1   |
| 3        | PAFZZ    |                  | D2689 | 0114 8540        | SCREW,CAP,HEXAGON H.....                 | 4   |
| 4        | PAFFZ    | 6115-01-554-7224 | 49185 | 0118 2153        | GENERATOR,ENGINE AC.....                 | 1   |
| 5        | PAFZZ    | 2930-01-560-4953 | 62445 | 0118 1859        | . IMPELLER,FAN,AXIAL.....                | 1   |
| 6        | PAFZZ    | 2520-01-560-5003 | 62445 | 0118 2010        | . RING,SUPPORTING.....                   | 1   |
| 7        | PAFZZ    | 5310-01-560-5008 | 62445 | 0118 2271        | . WASHER,SPRING TENSION.....             | 1   |
| 8        | PAFZZ    | 5310-01-545-5036 | 62445 | 0113 1115        | . NUT,PLAIN,HEXAGON.....                 | 1   |
| 9        | PAFZZ    |                  | D2689 | 0118 2187        | . PULLEY,GROOVE.....                     | 1   |
| 10       | PAFZZ    | 3030-12-356-0006 | D2689 | 0117 9648        | BELT,V.....                              | 1   |
| 11       | PAFZZ    | 5306-12-361-9464 | D2689 | 0118 1416        | BOLT,MACHINE.....                        | 1   |
| 12       | PAFZZ    | 5306-12-362-5821 | D2689 | 0118 1432        | BOLT,MACHINE.....                        | 1   |
| 13       | PAFZZ    |                  | D2689 | 0428 3483        | ARM,ADJUSTING,BELT.....                  | 1   |
| 14       | PAFZZ    | 5310-01-545-5247 | 62445 | 0114 8124        | WASHER,FLAT.....                         | 1   |
| 15       | PAFZZ    |                  | D2689 | 0112 6185        | BOLT,HEX.....                            | 1   |
| 16       | PAFZZ    |                  | D2689 | 0428 4548        | BLOCK,THREADED.....                      | 1   |
| 17       | PAFZZ    | 5310-12-142-8468 | D8286 | DIN934-M8-10-A2P | NUT,PLAIN,HEXAGON.....                   | 1   |
|          |          |                  |       |                  | <b>END OF FIGURE</b>                     |     |

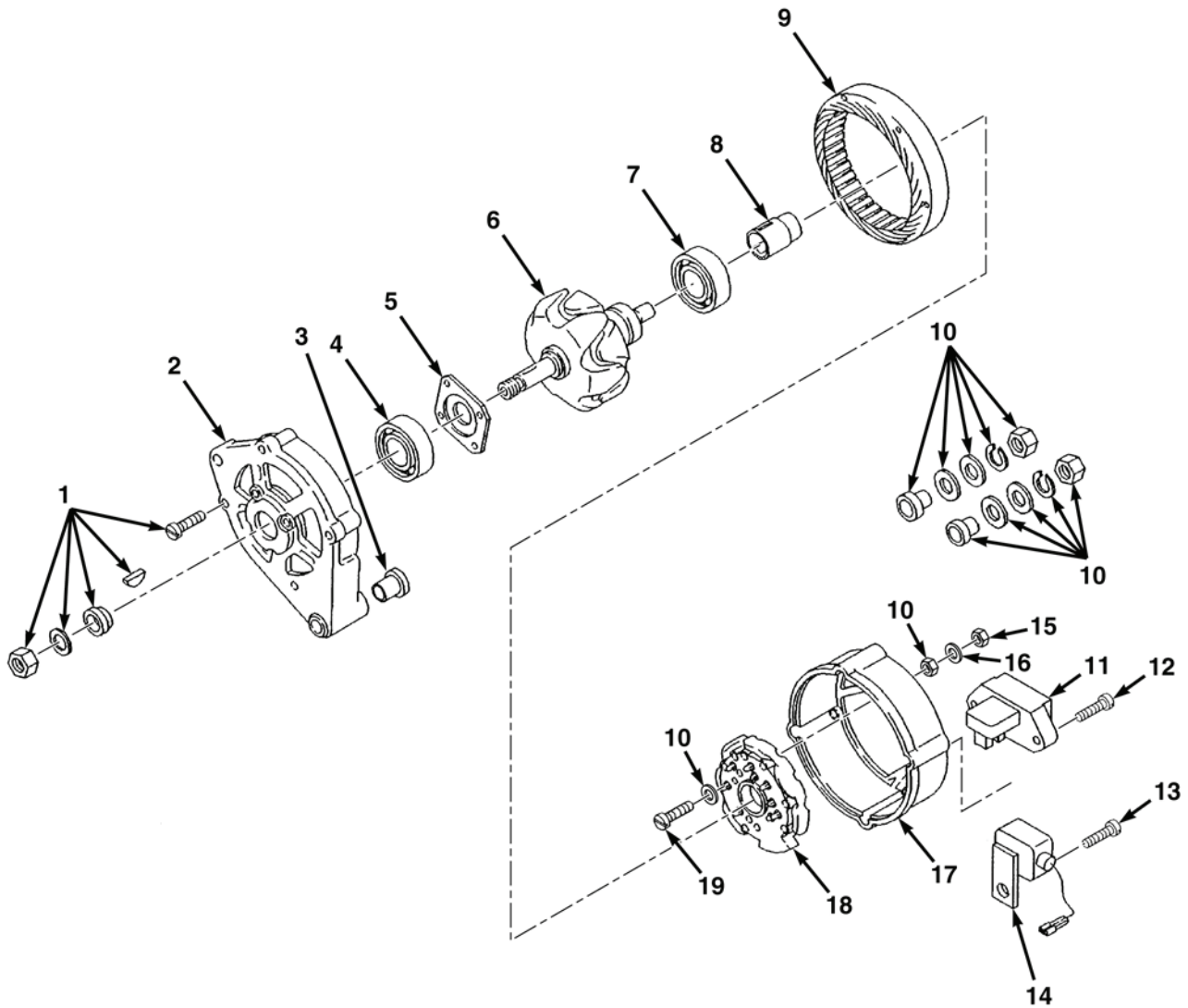


FIG. 28 ALTERNATOR ASSEMBLY

| (1)      | (2)      | (3)              | (4)   | (5)              | (6)  | (7) |
|----------|----------|------------------|-------|------------------|--|-----|
| ITEM NO. | SMR CODE | NSN              | CAGEC | PART NUMBER      | DESCRIPTION AND USABLE ON CODES (UOC)            | QTY |
|          |          |                  |       |                  | GROUP 7601 WATER PUMP ENGINE ASSEMBLY            |     |
|          |          |                  |       |                  | FIG. 28 ALTERNATOR ASSEMBLY                      |     |
| 1        | PAFZZ    | 2920-01-316-7388 | S3465 | 2536240-606      | PARTS KIT,ENGINE GE .....                        | 1   |
| 2        | XAFZZ    |                  | B1223 | 1 120 322 350    | DRIVE END SHIELD .....                           | 1   |
| 3        | PAFZZ    | 5365-12-322-0750 | D8015 | 1120322000       | SPACER,SLEEVE .....                              | 1   |
| 4        | PAFZZ    | 3110-01-315-7020 | 53867 | 1120905039       | BEARING,BALL,ANNULA .....                        | 1   |
| 5        | PAFZZ    | 3110-01-359-4593 | 53867 | 1 121 038 018    | PLATE,RETAINING,BEA .....                        | 1   |
| 6        | PAFZZ    | 2920-12-362-5978 | D8015 | 1124034677       | ROTOR,GENERATOR.....                             | 1   |
| 7        | PAFZZ    | 3110-12-362-4279 | D8015 | 1120905102       | BEARING,BALL,ANNULA .....                        | 1   |
| 8        | PFFZZ    | 2920-01-393-2739 | 53867 | 1 120 591 075    | COVER,ELECTRICAL GE .....                        | 1   |
| 9        | PAFZZ    | 2920-12-349-2909 | D8015 | 1125045090       | STATOR,ENGINE GENER.....                         | 1   |
| 10       | PAFZZ    | 2920-12-362-5814 | D8015 | 1127011148       | PARTS KIT,ENGINE GE .....                        | 1   |
| 11       | PAFZZ    | 2920-12-348-5506 | D8015 | 0120488283       | GENERATOR,ENGINE AC .....                        | 1   |
| 12       | PAFZZ    | 5305-01-393-1310 | 53867 | 1123433007       | SCREW,ASSEMBLED WAS .....                        | 2   |
| 13       | PAFZZ    | 5305-01-341-2905 | 53867 | 2 912 452 152    | SCREW,MACHINE .....                              | 1   |
| 14       | PAFZZ    | 2920-01-393-7984 | 53867 | 0 290 800 036    | SUPPRESSOR,IGNITION .....                        | 1   |
| 15       | PAFZZ    | 5310-01-305-8328 | 53867 | 2-915-011-006    | NUT,PLAIN,HEXAGON DIN 934-M5-8-A.                | 2   |
| 16       | PAFZZ    | 5310-12-153-7174 | D8286 | DIN137-A5-1.4310 | WASHER,SPRING TENSI DIN 137-A5-X12CRNI17 7 ..... | 2   |
| 17       | PAFZZ    | 2920-12-362-6007 | D8015 | 1125884494       | END BELL,ELECTRICAL.....                         | 1   |
| 18       | PAFZZ    | 5961-12-349-2235 | D8015 | 1127319104       | SEMICONDUCTOR DEVIC.....                         | 1   |
| 19       | PAFZZ    | 5305-01-340-8311 | 53867 | 1 123 433 005    | SCREW,ASSEMBLED WAS .....                        | 2   |
|          |          |                  |       |                  | <b>END OF FIGURE</b>                             |     |

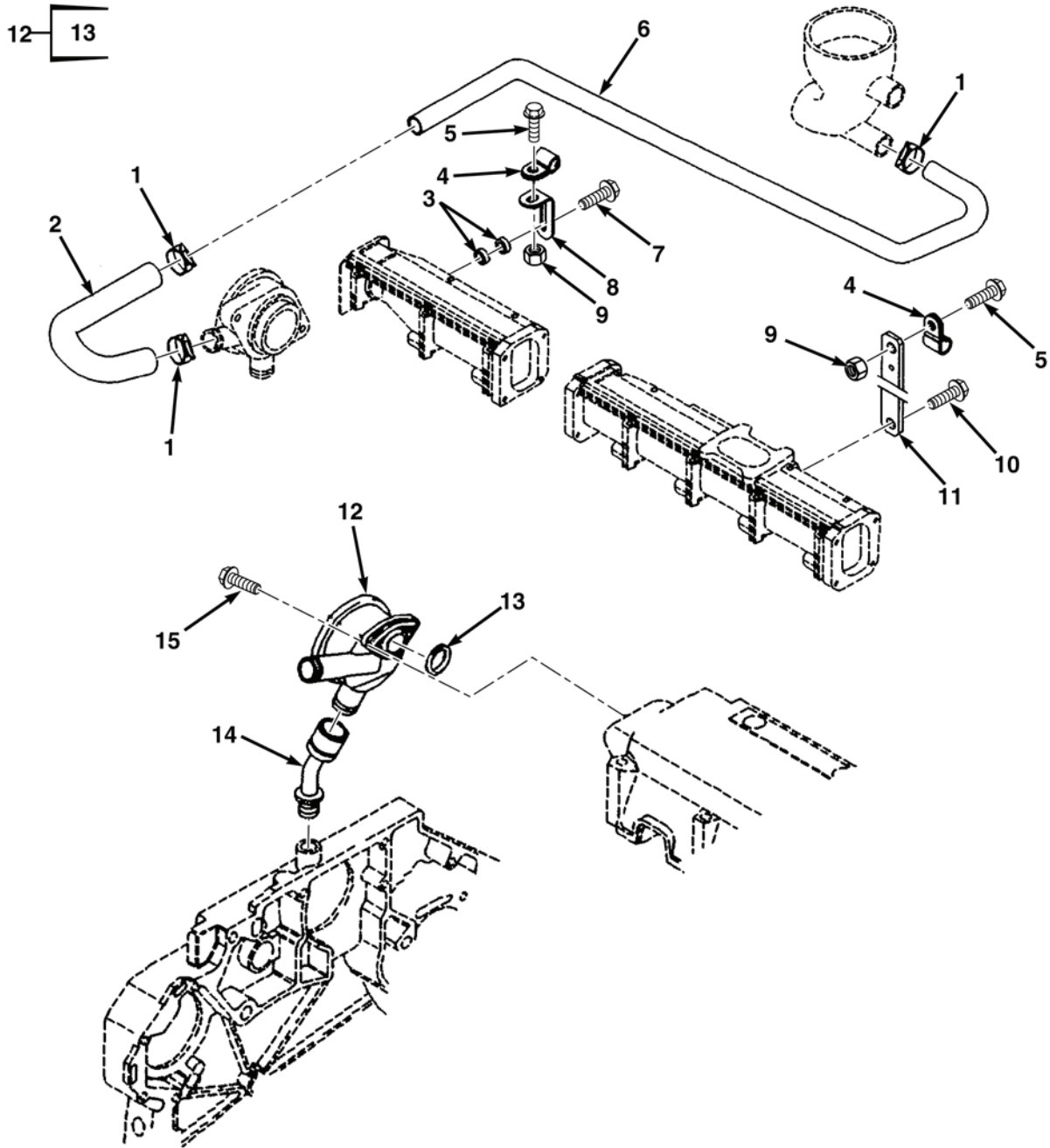


FIG. 29 CRANKCASE BREATHER

| (1)      | (2)      | (3)              | (4)   | (5)                     | (6)                                   | (7) |
|----------|----------|------------------|-------|-------------------------|---------------------------------------|-----|
| ITEM NO. | SMR CODE | NSN              | CAGEC | PART NUMBER             | DESCRIPTION AND USABLE ON CODES (UOC) | QTY |
|          |          |                  |       |                         | GROUP 7601 WATER PUMP ENGINE ASSEMBLY |     |
|          |          |                  |       |                         | FIG. 29 CRANKCASE BREATHER            |     |
| 1        | PAFZZ    |                  | D2689 | 0117 8750               | CLAMP,SPRING BAND . . . . .           | 3   |
| 2        | PAFZZ    |                  | D2689 | 0419 8572               | TUBE,NONMETALLIC . . . . .            | 1   |
| 3        | PAFZZ    |                  | D2689 | 03363990                | BUSHING. . . . .                      | 2   |
| 4        | PAFZZ    |                  | D2689 | 01178181                | CLAMP,PIPE . . . . .                  | 2   |
| 5        | PAFZZ    | 5306-12-361-0975 | D2689 | 0118 1433               | BOLT,MACHINE. . . . .                 | 2   |
| 6        | PAFZZ    |                  | D2689 | 04259898                | TUBE,METALLIC . . . . .               | 1   |
| 7        | PAFZZ    | 5306-12-361-9458 | D2689 | 0118 1436               | BOLT,MACHINE. . . . .                 | 1   |
| 8        | PFFZZ    |                  | D2689 | 04204250                | BRACKET . . . . .                     | 1   |
| 9        | PAFZZ    | 5310-01-434-7272 | 62445 | 0111 2824               | NUT,PLAIN,HEXAGON . . . . .           | 2   |
| 10       | PAFZZ    | 5306-12-361-9468 | I9006 | EN1662-M8X35-F-10.9-A2P | BOLT,MACHINE. . . . .                 | 1   |
| 11       | PAFZZ    |                  | D2689 | 02144081                | PLUG,PIPE. . . . .                    | 1   |
| 12       | PAFZZ    |                  | D2689 | 04207651                | REGULATOR,PRESSURE . . . . .          | 1   |
| 13       | PAFZZ    |                  | D2689 | 04207649                | . GASKET. . . . .                     | 1   |
| 14       | PAFZZ    |                  | D2689 | 04207290                | TUBE ASSEMBLY . . . . .               | 1   |
| 15       | PAFZZ    |                  | D2689 | 01180218                | BOLT,HEX . . . . .                    | 2   |
|          |          |                  |       |                         | <b>END OF FIGURE</b>                  |     |

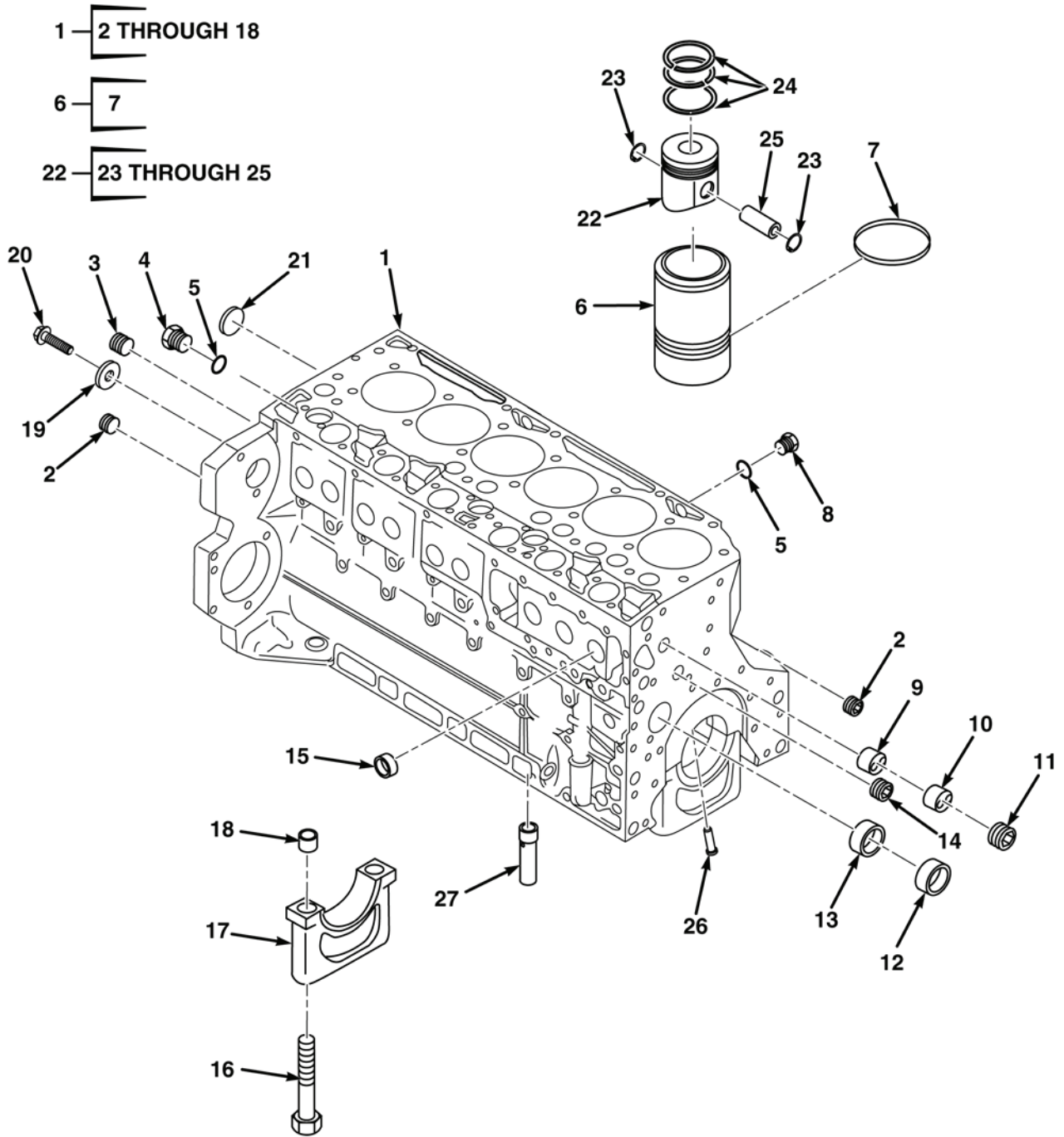


FIG. 30 CRANKCASE

| (1)                                   | (2)      | (3)              | (4)   | (5)                      | (6)                                   | (7) |
|---------------------------------------|----------|------------------|-------|--------------------------|---------------------------------------|-----|
| ITEM NO.                              | SMR CODE | NSN              | CAGEC | PART NUMBER              | DESCRIPTION AND USABLE ON CODES (UOC) | QTY |
| GROUP 7601 WATER PUMP ENGINE ASSEMBLY |          |                  |       |                          |                                       |     |
| FIG. 30 CRANKCASE                     |          |                  |       |                          |                                       |     |
| 1                                     | XAHZZ    |                  | D2689 | 04282827                 | CRANKCASE . . . . .                   | 1   |
| 2                                     | PAFZZ    |                  | D2689 | 01182031                 | . PLUG,SCREW . . . . .                | 2   |
| 3                                     | PAFZZ    |                  | D2689 | 01181155                 | . PLUG,SCREW . . . . .                | 1   |
| 4                                     | PAFZZ    |                  | D2689 | 01110423                 | . PLUG,SCREW . . . . .                | 2   |
| 5                                     | PAFZZ    | 5310-01-437-8700 | 62445 | 0111 8693                | . WASHER,SEAL . . . . .               | 4   |
| 6                                     | PAHZZ    |                  | D2689 | 04282014                 | . LINER,CYLINDER . . . . .            | 6   |
| 7                                     | PAHZZ    |                  | D2689 | 01181178                 | . . O-RING . . . . .                  | 12  |
| 8                                     | PAFZZ    | 5365-12-308-3094 | D8286 | DIN7604-A-M14X1,5-ST-A4C | . PLUG,MACHINE THREAD . . . . .       | 2   |
| 9                                     | PAHZZ    |                  | D2689 | 04202517                 | . SLEEVE,GUIDE . . . . .              | 1   |
| 10                                    | PAHZZ    |                  | D2689 | 04202518                 | . SLEEVE,GUIDE . . . . .              | 1   |
| 11                                    | PAFZZ    |                  | D2689 | 01182033                 | . PLUG,SCREW . . . . .                | 1   |
| 12                                    | PAHZZ    |                  | D2689 | 04200021                 | . BEARING . . . . .                   | 6   |
| 13                                    | PAHZZ    |                  | D2689 | 04200022                 | . BEARING . . . . .                   | 1   |
| 14                                    | PAFZZ    |                  | D2689 | 01182032                 | . PLUG,SCREW . . . . .                | 1   |
| 15                                    | PAFZZ    | 5340-12-362-4938 | D2689 | 0117 9635                | . PLUG,EXPANSION . . . . .            | 10  |
| 16                                    | PAHZZ    |                  | D2689 | 04251254                 | . BOLT,HEX . . . . .                  | 14  |
| 17                                    | XAFZZ    |                  | D2689 | 0428 2827XA1             | . CAP,MAIN BEARING . . . . .          | 2   |
| 18                                    | PAHZZ    |                  | D2689 | 04200078                 | . BUSHING . . . . .                   | 14  |
| 19                                    | PAFZZ    |                  | D2689 | 04192460                 | WASHER,FLAT . . . . .                 | 1   |
| 20                                    | PAFZZ    | 5306-12-361-9460 | I9005 | EN1662-M8X12-F-10.9-A2P  | BOLT,MACHINE . . . . .                | 1   |
| 21                                    | PFFZZ    |                  | D2689 | 01122154                 | COVER . . . . .                       | 1   |
| 22                                    | PAHZZ    |                  | D2689 | 04295313                 | PISTON . . . . .                      | 6   |
| 23                                    | PAHZZ    |                  | D2689 | 01107830                 | . SNAPRING . . . . .                  | 2   |
| 24                                    | PAHZZ    |                  | D2689 | 04253389                 | . RINGS,PISTON SET . . . . .          | 1   |
| 25                                    | PAHZZ    |                  | D2689 | 04200139                 | . PIN,PISTON . . . . .                | 1   |
| 26                                    | PAHZZ    |                  | D2689 | 04203930                 | NOZZLE,PISTON . . . . .               | 6   |
| 27                                    | PAFZZ    |                  | D2689 | 04207119                 | VALVE,PRESSURE HOLDING . . . . .      | 1   |
| <b>END OF FIGURE</b>                  |          |                  |       |                          |                                       |     |

4 — 5 THROUGH 8

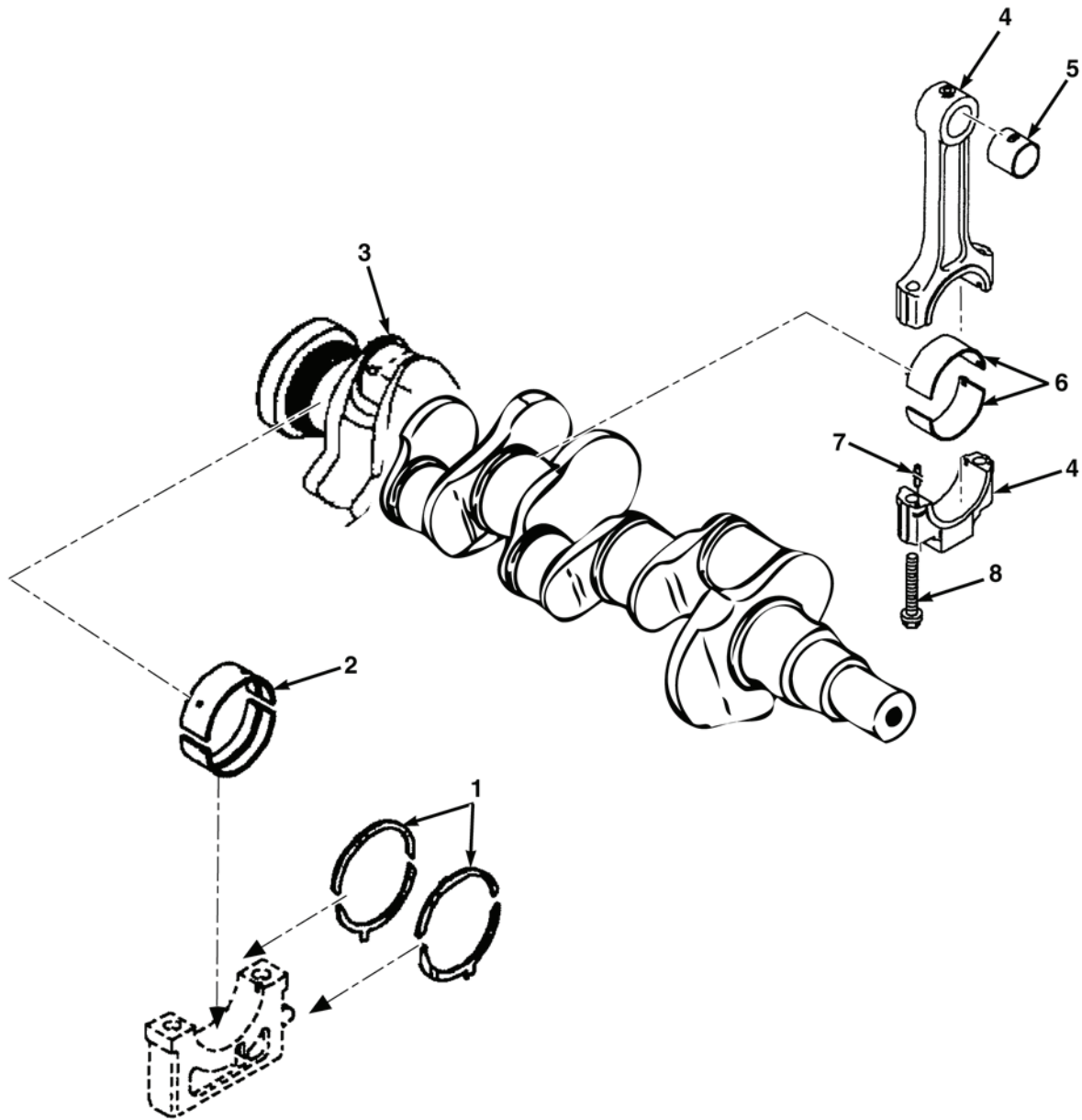


FIG. 31 CRANKSHAFT



| (1)      | (2)      | (3) | (4)   | (5)         | (6)  | (7) |
|----------|----------|-----|-------|-------------|--|-----|
| ITEM NO. | SMR CODE | NSN | CAGEC | PART NUMBER | DESCRIPTION AND USABLE ON CODES (UOC)          | QTY |
|          |          |     |       |             | GROUP 7601 WATER PUMP ENGINE ASSEMBLY          |     |
|          |          |     |       |             | FIG. 31 CRANKSHAFT                             |     |
| 1        | PAHZZ    |     | D2689 | 02929438    | WASHER,THRUST 2.9 MM . . . . .                 | 1   |
| 1        | PAHZZ    |     | D2689 | 02929439    | WASHER,THRUST 1ST OVERSIZED 3.1 MM . . . . .   | 1   |
| 2        | PAHZZ    |     | D2689 | 02929432    | BEARING,MAIN 2ND UNDERSIZED 84.50 MM . . . . . | 7   |
| 2        | PAHZZ    |     | D2689 | 02929430    | BEARING,MAIN 85.00 MM . . . . .                | 7   |
| 2        | PAHZZ    |     | D2689 | 02929431    | BEARING,MAIN 1ST UNDERSIZED 84.75 MM . . . . . | 7   |
| 3        | PFFZZ    |     | D2689 | 04294255    | CRANKSHAFT . . . . .                           | 1   |
| 4        | PAHZZ    |     | D2689 | 04200465    | ROD,CONNECTING . . . . .                       | 1   |
| 5        | PAFZZ    |     | D2689 | 04200024    | . BUSHING,PISTON PIN . . . . .                 | 1   |
| 6        | PAHZZ    |     | D2689 | 02931473    | . BEARING,CONN ROD 68 MM . . . . .             | 1   |
| 6        | PAHZZ    |     | D2689 | 02931474    | . CONNECTING ROD 67.75 MM . . . . .            | 1   |
| 6        | PAHZZ    |     | D2689 | 02931475    | . CONNECTING ROD 67.50 MM . . . . .            | 1   |
| 7        | PAHZZ    |     | D2689 | 01144447    | . PIN,STRAIGHT . . . . .                       | 2   |
| 8        | PAHZZ    |     | D2689 | 04200468    | . SCREWCAP,ROD . . . . .                       | 2   |
|          |          |     |       |             | <b>END OF FIGURE</b>                           |     |

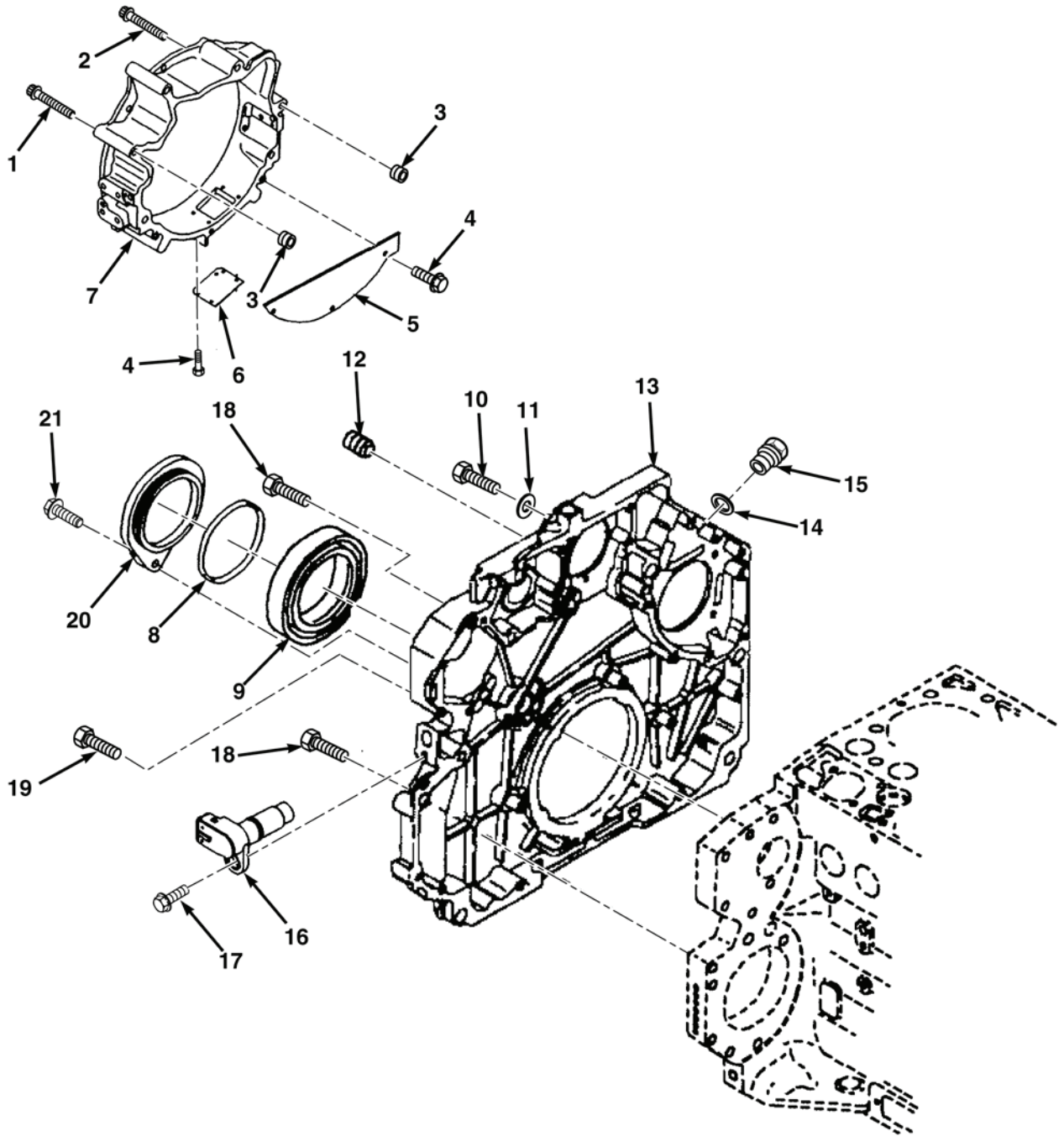


FIG. 32 GEAR CASE

| (1)      | (2)      | (3)              | (4)   | (5)                     | (6)  | (7) |
|----------|----------|------------------|-------|-------------------------|--|-----|
| ITEM NO. | SMR CODE | NSN              | CAGEC | PART NUMBER             | DESCRIPTION AND USABLE ON CODES (UOC)                      | QTY |
|          |          |                  |       |                         | GROUP 7601 WATER PUMP ENGINE ASSEMBLY<br>FIG. 32 GEAR CASE |     |
| 1        | PAFZZ    |                  | D2689 | 01181429                | BOLT,TORX HEAD. ....                                       | 2   |
| 2        | PAFZZ    |                  | D2689 | 01181430                | BOLT,TORX HEAD. ....                                       | 4   |
| 3        | PAFZZ    |                  | D2689 | 04282960                | BUSHING. ....  | 2   |
| 4        | PAFZZ    |                  | D2689 | 01181442                | BOLT,HEX ....  | 7   |
| 5        | PAFZZ    |                  | D2689 | 04256648                | PLATE,COVER ....   | 1   |
| 6        | PFFZZ    |                  | D2689 | 04259780                | COVER,ACCESS. ....   | 1   |
| 7        | PAFZZ    |                  | D2689 | 04255802                | HOUSING,CONNECTION ....                                    | 1   |
| 8        | PAFZZ    |                  | D2689 | 01160962                | SEAL ....  | 1   |
| 9        | PAFZZ    |                  | D2689 | 04253333                | SEAL,ROTATING SHAFT ....                                   | 1   |
| 10       | PAHZZ    |                  | D2689 | 01148131                | BOLT,HEX ....  | 2   |
| 11       | PAHZZ    | 5310-12-180-5961 | D2689 | DIN125-A17-140HV-A3P    | WASHER,FLAT ....   | 2   |
| 12       | PAFZZ    |                  | D2689 | 01125590                | SETSCREW. ....   | 1   |
| 13       | PAHZZ    |                  | D2689 | 04290718                | GEARCASE ....  | 1   |
| 14       | PAFZZ    | 5330-12-156-4522 | D8286 | DIN7603-A14X18-C        | GASKET. ....   | 1   |
| 15       | PAFZZ    |                  | D2689 | 01143503                | PLUG,SEAL ....   | 1   |
| 16       | PAFZZ    |                  | D2689 | 04199792                | SPEED SENSOR,ENGINE ....                                   | 1   |
| 17       | PAFZZ    |                  | D2689 | 01181439                | BOLT,HEX ....  | 1   |
| 18       | PAHZZ    | 5306-12-361-9468 | I9006 | EN1662-M8X35-F-10.9-A2P | BOLT,MACHINE. ....   | 12  |
| 19       | PAHZZ    |                  | D2689 | 01181438                | BOLT,HEX ....  | 4   |
| 20       | PFFZZ    |                  | D2689 | 04255006                | COVER ....   | 1   |
| 21       | PAFZZ    |                  | D2689 | 01181458                | BOLT,HEX ....  | 1   |
|          |          |                  |       |                         | <b>END OF FIGURE</b>                                       |     |

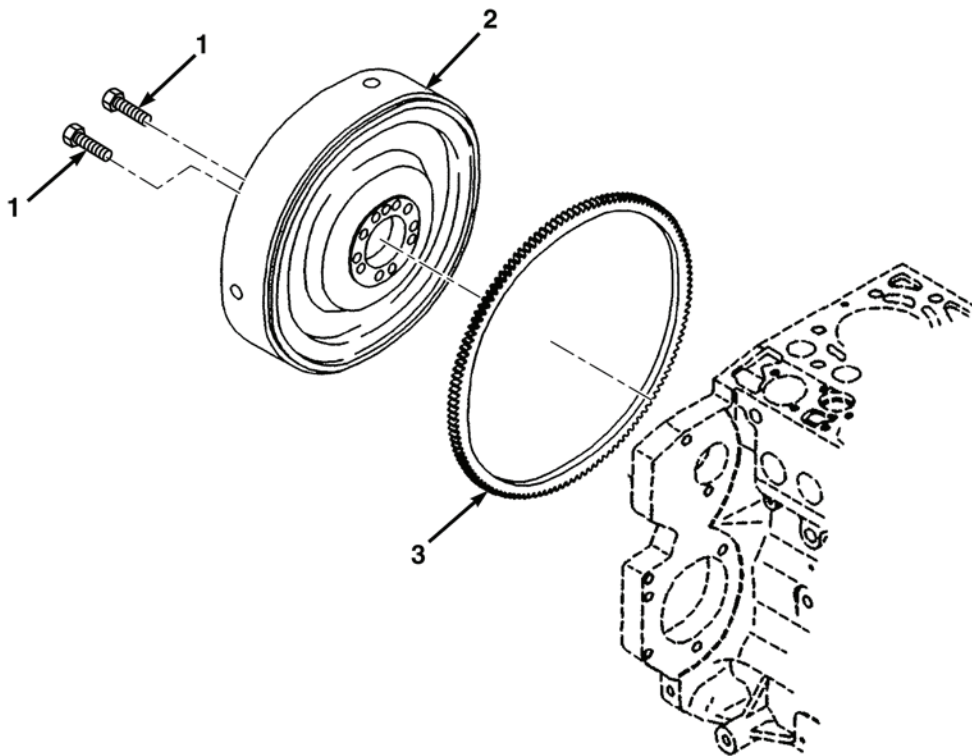
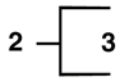


FIG. 33 FLYWHEEL

| (1)                  | (2)      | (3) | (4)   | (5)         | (6)                                   | (7) |
|----------------------|----------|-----|-------|-------------|---------------------------------------|-----|
| ITEM NO.             | SMR CODE | NSN | CAGEC | PART NUMBER | DESCRIPTION AND USABLE ON CODES (UOC) | QTY |
|                      |          |     |       |             | GROUP 7601 WATER PUMP ENGINE ASSEMBLY |     |
|                      |          |     |       |             | FIG. 33 FLYWHEEL                      |     |
| 1                    | PAFZZ    |     | D2689 | 04204130    | BOLT,HEX .....                        | 10  |
| 2                    | PFFZZ    |     | D2689 | 04204326    | FLYWHEEL .....                        | 1   |
| 3                    | PBFZZ    |     | D2689 | 04900286    | . RING,GEAR.....                      | 1   |
| <b>END OF FIGURE</b> |          |     |       |             |                                       |     |

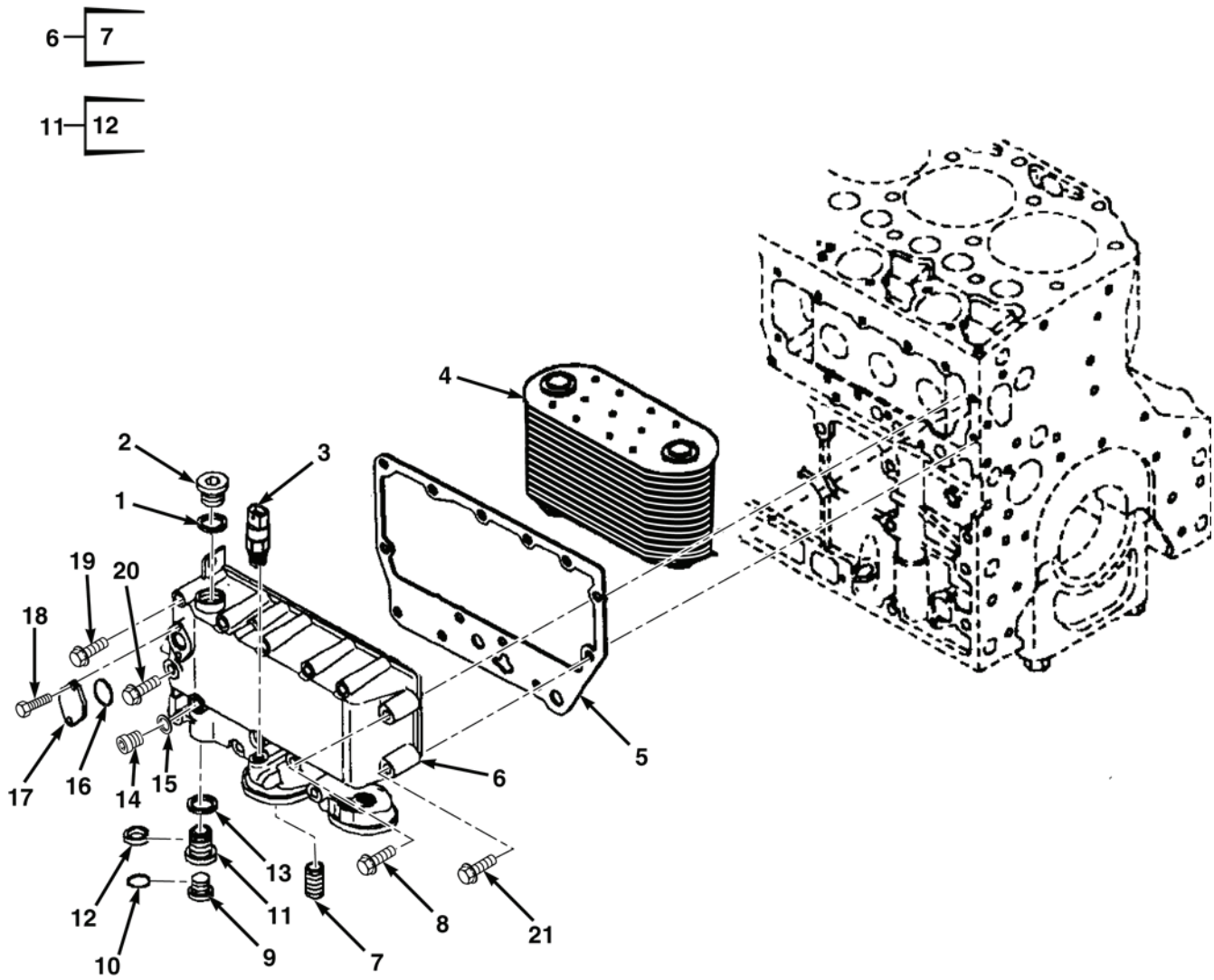


FIG. 34 OIL COOLER BOX

| (1)      | (2)      | (3)              | (4)   | (5)              | (6)                                   | (7) |
|----------|----------|------------------|-------|------------------|---------------------------------------|-----|
| ITEM NO. | SMR CODE | NSN              | CAGEC | PART NUMBER      | DESCRIPTION AND USABLE ON CODES (UOC) | QTY |
|          |          |                  |       |                  | GROUP 7601 WATER PUMP ENGINE ASSEMBLY |     |
|          |          |                  |       |                  | FIG. 34 OIL COOLER BOX                |     |
| 1        | PAFZZ    | 5330-12-156-4838 | D8286 | DIN7603-A26X31-C | GASKET.....                           | 1   |
| 2        | PAFZZ    | 5330-01-544-4708 | 62445 | 0114 8158        | SEAL,PLUG.....                        | 1   |
| 3        | PAFZZ    |                  | D2689 | 04213020         | SENSOR,PRESSURE.....                  | 1   |
| 4        | PAFZZ    |                  | D2689 | 04288128         | COOLER,OIL.....                       | 1   |
| 5        | PAFZZ    |                  | D2689 | 04205734         | GASKET.....                           | 10  |
| 6        | PAFZZ    |                  | D2689 | 04290781         | HOUSING,OIL COOLER.....               | 1   |
| 7        | PAFZZ    | 5305-01-544-4600 | 62445 | 0419 7729        | . THUMBSCREW.....                     | 1   |
| 8        | PAFZZ    |                  | D2689 | 01181431         | BOLT,HEX.....                         | 3   |
| 9        | PAFZZ    |                  | D2689 | 01151645         | PLUG,SCREW.....                       | 2   |
| 10       | PAFZZ    | 5331-12-362-7527 | D2689 | 0117 8213        | O-RING.....                           | 2   |
| 11       | PAFZZ    |                  | D2689 | 04209118         | SCREW,COLLAR.....                     | 2   |
| 12       | PAFZZ    |                  | D2689 | 04201286         | . RING,SEALING.....                   | 2   |
| 13       | PAFZZ    | 5330-12-143-6289 | D8286 | DIN7603-A26X31-A | GASKET.....                           | 2   |
| 14       | PAFZZ    |                  | D2689 | 01182177         | PLUG,SEALING.....                     | 1   |
| 15       | PAFZZ    | 5330-12-156-4526 | D8286 | DIN7603-A18X22-C | GASKET.....                           | 1   |
| 16       | PAFZZ    |                  | D2689 | 01180290         | SEAL.....                             | 1   |
| 17       | PAFZZ    |                  | D2689 | 04197585         | FLANGE.....                           | 10  |
| 18       | PAFZZ    |                  | D2689 | 01148234         | BOLT,HEX.....                         | 2   |
| 19       | PAFZZ    |                  | D2689 | 01143364         | BOLT,HEX.....                         | 10  |
| 20       | PAFZZ    |                  | D2689 | 01180206         | BOLT,HEX.....                         | 10  |
| 21       | PAFZZ    |                  | D2689 | 01180205         | BOLT,HEX.....                         | 3   |
|          |          |                  |       |                  | <b>END OF FIGURE</b>                  |     |

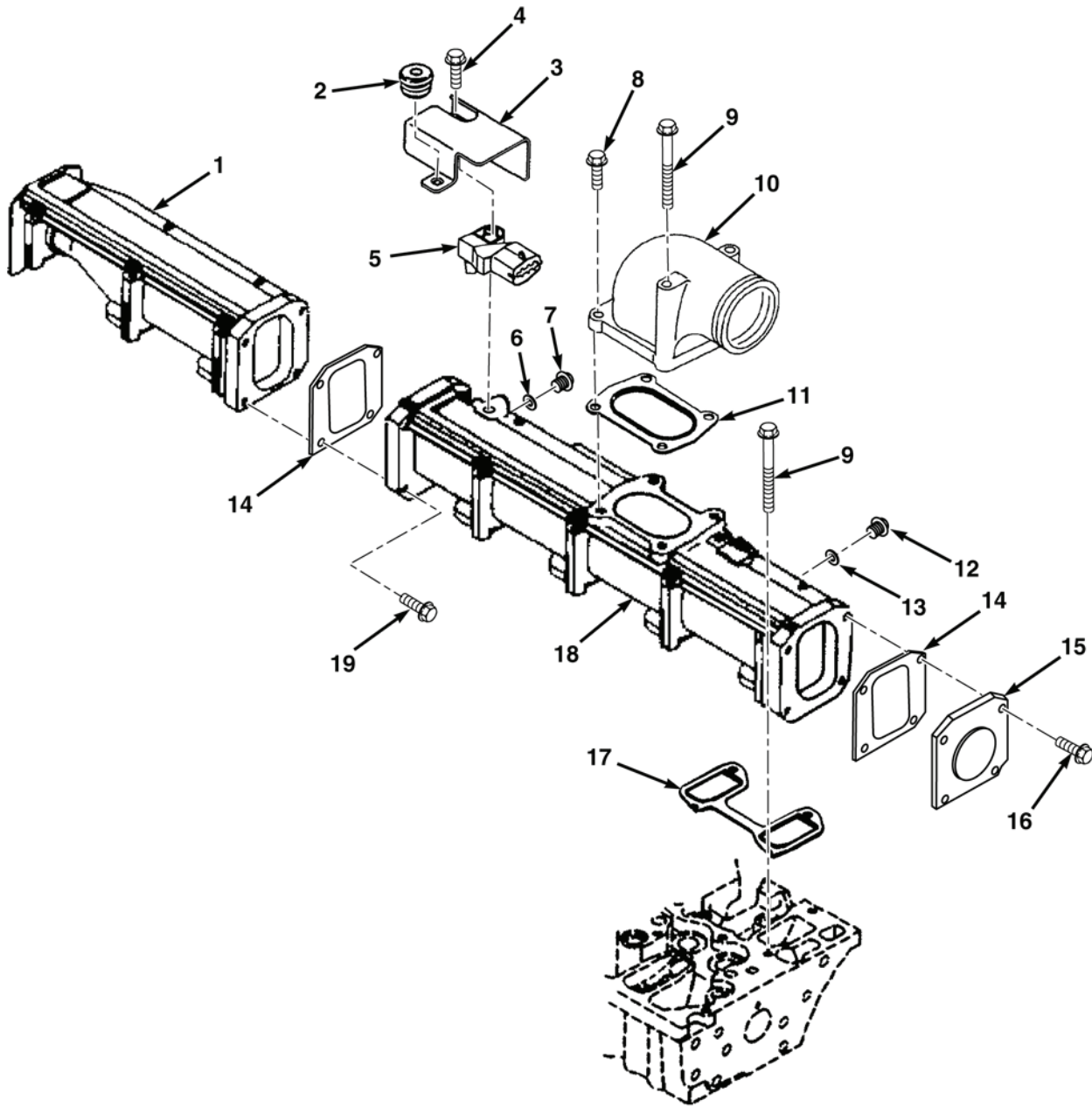


FIG. 35 CHARGE AIR PIPE



| (1)      | (2)      | (3)              | (4)   | (5)                     | (6)                                   | (7) |
|----------|----------|------------------|-------|-------------------------|---------------------------------------|-----|
| ITEM NO. | SMR CODE | NSN              | CAGEC | PART NUMBER             | DESCRIPTION AND USABLE ON CODES (UOC) | QTY |
|          |          |                  |       |                         | GROUP 7601 WATER PUMP ENGINE ASSEMBLY |     |
|          |          |                  |       |                         | FIG. 35 CHARGE AIR PIPE               |     |
| 1        | PAFZZ    |                  | D2689 | 04288250                | PIPE,CHARGE AIR . . . . .             | 1   |
| 2        | PAFZZ    |                  | D2689 | 04272788                | GROMMET . . . . .                     | 1   |
| 3        | PAFZZ    |                  | D2689 | 0428 4824               | PLATE,GUARD . . . . .                 | 1   |
| 4        | PAFZZ    |                  | D2689 | 01181965                | BOLT,HEX . . . . .                    | 1   |
| 5        | PAFZZ    |                  | D2689 | 04194078                | INTAKE MANIFOLD . . . . .             | 1   |
| 6        | PAFZZ    | 5330-12-156-4806 | 62445 | 111 8659                | GASKET. . . . .                       | 2   |
| 7        | PAFZZ    | 5365-01-545-1758 | 62445 | 0113 1075               | PLUG,MACHINE THREAD . . . . .         | 2   |
| 8        | PAFZZ    |                  | D2689 | 01148634                | BOLT,HEX . . . . .                    | 2   |
| 9        | PAFZZ    | 5306-12-362-6067 | I9006 | EN1662-M6X95-F-10.9-A2P | BOLT,MACHINE. . . . .                 | 14  |
| 10       | PAFZZ    |                  | D2689 | 04208736                | ELBOW,AIR . . . . .                   | 1   |
| 11       | PAFZZ    |                  | D2689 | 04291309                | GASKET. . . . .                       | 1   |
| 12       | PAFZZ    |                  | D2689 | 01110423                | PLUG,SCREW . . . . .                  | 1   |
| 13       | PAFZZ    | 5330-12-156-4522 | D8286 | DIN7603-A14X18-C        | GASKET. . . . .                       | 1   |
| 14       | PAFZZ    |                  | D2689 | 04251666                | GASKET. . . . .                       | 2   |
| 15       | PFFZZ    |                  | D2689 | 04251598                | COVER . . . . .                       | 1   |
| 16       | PAFZZ    | 5306-12-361-9458 | D2689 | 0118 1436               | BOLT,MACHINE. . . . .                 | 4   |
| 17       | PAFZZ    |                  | D2689 | 04255362                | GASKET. . . . .                       | 3   |
| 18       | PAFZZ    |                  | D2689 | 04284318                | PIPE,CHARGE AIR . . . . .             | 1   |
| 19       | PAFZZ    |                  | D2689 | 01179193                | BOLT,HEX . . . . .                    | 4   |
|          |          |                  |       |                         | <b>END OF FIGURE</b>                  |     |



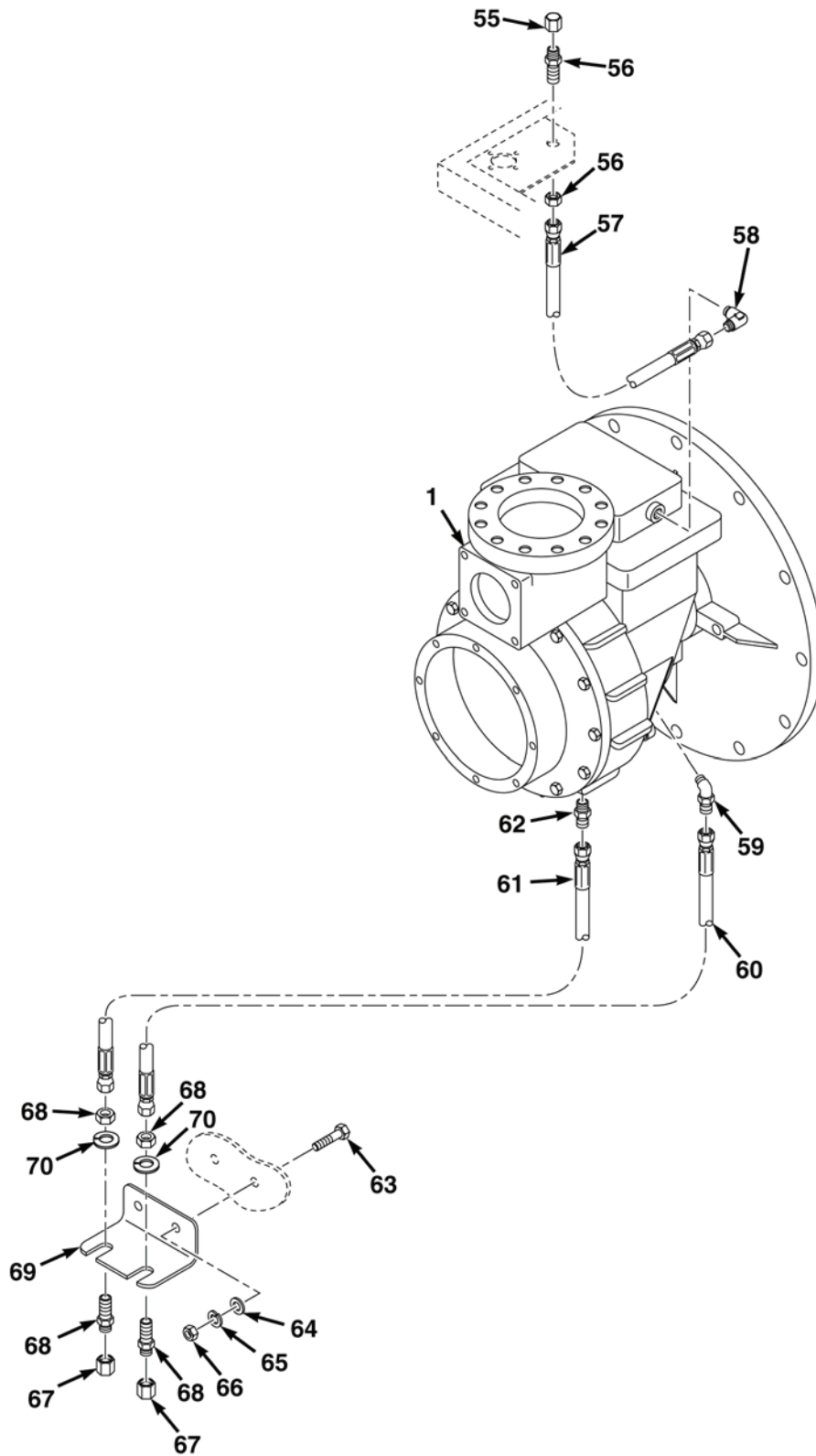


FIG. 36 WATER PUMP ASSEMBLY (SHEET 1 OF 2)

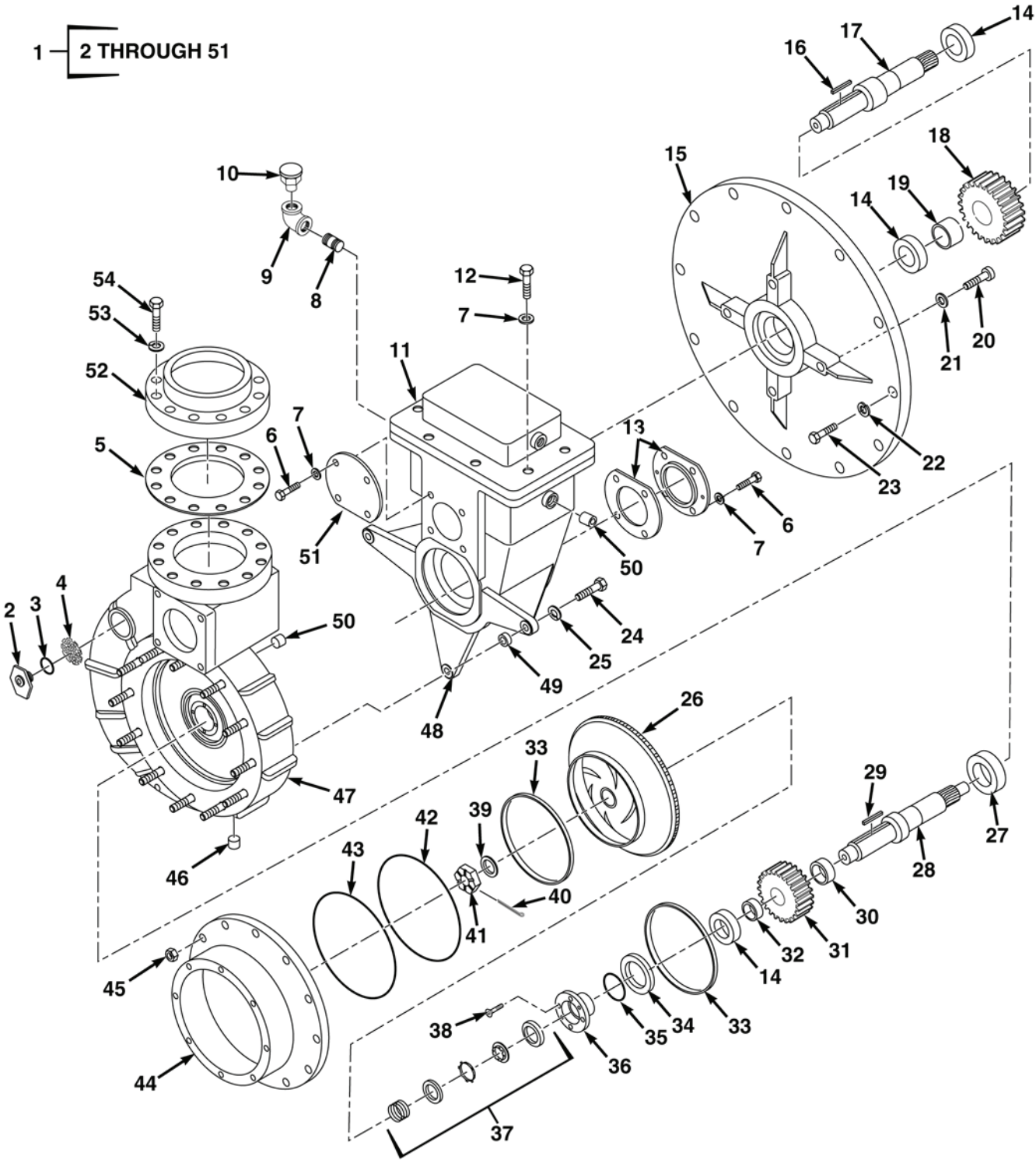


FIG. 36 WATER PUMP ASSEMBLY (SHEET 2 OF 2)

| (1)      | (2)      | (3)              | (4)   | (5)         | (6)  | (7) |
|----------|----------|------------------|-------|-------------|--|-----|
| ITEM NO. | SMR CODE | NSN              | CAGEC | PART NUMBER | DESCRIPTION AND USABLE ON CODES (UOC)                                | QTY |
|          |          |                  |       |             | GROUP 7601 WATER PUMP ENGINE ASSEMBLY<br>FIG. 36 WATER PUMP ASSEMBLY |     |
| 1        | PBFFF    | 4320-01-518-5050 | 5B337 | FP00900     | PUMP,CENTRIFUGAL.....  | 1   |
| 2        | PAFZZ    |                  | 5B337 | 1122300     | . STRAINER.....  | 1   |
| 3        | PAFZZ    |                  | 5B337 | 3601401     | . O-RING.....  | 1   |
| 4        | PAFZZ    |                  | 5B337 | 1122400     | . SCREEN.....  | 1   |
| 5        | PAFZZ    | 5330-01-517-3220 | 5B337 | 3816100     | . GASKET.....  | 1   |
| 6        | PAFZZ    |                  | 5B337 | 5400033     | . SCREW,CAP,HEX HEAD .375-16X.063                                    | 8   |
| 7        | PAFZZ    | 5310-01-073-7031 | 96906 | MS51859-8   | . WASHER,FLAT 3/8.....   | 16  |
| 8        | PAFZZ    |                  | 5B337 | FITTING     | . FITTING.....   | 1   |
| 9        | PAFZZ    |                  | 5B337 | 1080815     | . ELBOW.....   | 1   |
| 10       | PAFZZ    |                  | 5B337 | 4401800     | . VENT.....  | 1   |
| 11       | PAFZZ    |                  | 5B337 | 2054401     | . COVER,GEARCASE.....  | 1   |
| 12       | PAFZZ    |                  | 5B337 | 5400035     | . SCREW,CAP,HEX HEAD .375-16X.088                                    | 8   |
| 13       | PAFZZ    |                  | 5B337 | 2305400     | . CAP,BEARING.....   | 1   |
| 14       | PAFZZ    |                  | 5B337 | 1722000     | . BEARING,BALL 308 SFF.....  | 3   |
| 15       | PAFZZ    | 2805-01-517-9317 | 5B337 | 2002700     | . ENGINE ADAPTER.....  | 1   |
| 16       | PAFZZ    |                  | 5B337 | 3602447     | . KEY 0.38X2.375.....  | 1   |
| 17       | PAFZZ    |                  | 5B337 | 5010213     | . SHAFT,DRIVE.....   | 1   |
| 18       | PAFZZ    |                  | 5B337 | 2713305     | . GEAR,DRIVE.....  | 1   |
| 19       | PAFZZ    |                  | 5B337 | 3306702     | . SPACER 1.75X2.00X1.43.....   | 1   |
| 20       | PAFZZ    | 5305-01-521-4353 | 5B337 | 5401024     | . SCREW,CAP,SOCKET HE.....   | 4   |
| 21       | PAFZZ    | 5310-00-087-7493 | 96906 | MS27183-13  | . WASHER,FLAT.....   | 4   |
| 22       | PAFZZ    | 5310-01-517-3315 | 5B337 | 3603503     | . WASHER,LOCK 0.375 ID.....  | 12  |
| 23       | PAFZZ    | 5305-01-517-6040 | 39428 | 91287A121   | . SCREW,CAP,HEXAGON H M10 X 25<br>MM.....                            | 12  |
| 24       | PAFZZ    | 3505-01-521-4349 | 5B337 | 5400070     | . SCREW,CAP,HEXAGON H M10 X 25<br>MM.....                            | 3   |
| 25       | PAFZZ    | 5310-01-521-3745 | 5B337 | 3603505     | . WASHER,LOCK.....   | 3   |
| 26       | PAFZZ    | 4320-01-517-9791 | 5B337 | 2905000     | . IMPELLER,PUMP,CENTR.....   | 1   |
| 27       | PAFZZ    |                  | 5B337 | 1722100     | . BEARING,BALL 310 SFF.....  | 1   |
| 28       | PAFZZ    |                  | 5B337 | 5016106     | . SHAFT,IMPELLER.....  | 1   |
| 29       | PAFZZ    |                  | 5B337 | 3602438     | . KEY 0.25X2.50.....   | 1   |
| 30       | PAFZZ    |                  | 5B337 | 3306700     | . SPACER 1.75X2.40X0.86.....   | 1   |
| 31       | PAFZZ    |                  | 5B337 | 2712810     | . GEAR,PINION.....   | 1   |
| 32       | PAFZZ    |                  | 5B337 | 3303400     | . SPACER 1.57X2.00X0.71.....   | 1   |

| (1)      | (2)      | (3)              | (4)   | (5)             | (6)   | (7) |
|----------|----------|------------------|-------|-----------------|---|-----|
| ITEM NO. | SMR CODE | NSN              | CAGEC | PART NUMBER     | DESCRIPTION AND USABLE ON CODES (UOC)               | QTY |
| 33       | PAFZZ    | 2835-01-517-6991 | 5B337 | 3404200         | . SEAL RING,LABYRINTH . . . . .                     | 2   |
| 34       | PAFZZ    | 2805-01-518-0391 | 5B337 | 3203201         | . DEFLECTOR, DIRT AND . . . . .                     | 1   |
| 35       | PAFZZ    |                  | 5B337 | 3601011         | . O-RING . . . . .                                  | 1   |
| 36       | PAFZZ    | 2010-01-517-5290 | 5B337 | 1840901         | . SEAT,MECHANICAL SEAL . . . . .                    | 1   |
| 37       | PAFZZ    | 4320-01-518-1415 | 5B337 | 1844501         | . SEAL ASSEMBLY,SHAFT 1.750 WELD SPRING . . . . .   | 1   |
| 38       | PAFZZ    | 5305-00-207-7178 | 80205 | MS24667-28      | . SCREW,CAP,SOCKET HE. . . . .                      | 4   |
| 39       | PAFZZ    | 5310-01-517-3319 | 5B337 | 3603328         | . WASHER,FLAT . . . . .                             | 1   |
| 40       | PAFZZ    | 5315-01-517-3302 | 5B337 | 3605205         | . PIN,COTTER 0.12 X 1.50 SST . . . . .              | 1   |
| 41       | PAFZZ    | 5310-01-517-3300 | 5B337 | 5403447         | . NUT,PLAIN,CASTELLAT 1.00-14 303 . . . . .         | 1   |
| 42       | PAFZZ    | 5331-01-517-3312 | 5B337 | 3601228         | . O-RING 10.5 X 10.75 X 0.14 . . . . .              | 1   |
| 43       | PAFZZ    |                  | 5B337 | 3601220         | . O-RING . . . . .                                  | 1   |
| 44       | PAFZZ    | 4320-01-518-0883 | 5B337 | 2806601         | . HOUSING SECTION,LIQ PS . . . . .                  | 1   |
| 45       | PAFZZ    | 5310-01-054-4644 | 06032 | 2100-0123-001   | . NUT,PLAIN,HEX. . . . .                            | 12  |
| 46       | PAFZZ    |                  | 5B337 | 2153401         | . PLUG . . . . .                                    | 1   |
| 47       | PAFZZ    | 4320-01-518-0872 | 5B337 | 2054510         | . HOUSING,LIQUID PUMP LH IMPELLER . . . . .         | 1   |
| 48       | XBFZZ    |                  | 5B337 | 1802001         | . GEARCASE . . . . .                                | 1   |
| 49       | PAFZZ    | 5310-01-521-3747 | 5B337 | 3603016         | . WASHER,FLAT . . . . .                             | 3   |
| 50       | PAFZZ    |                  | 5B337 | 1080533         | . PLUG,PIPE . . . . .                               | 2   |
| 51       | PAFZZ    |                  | 5B337 | 2305300         | . CAP,BEARING . . . . .                             | 1   |
| 52       | PFFZZ    |                  | 04664 | 1336196         | FLANGE,PUMP OUTLET, . . . . .                       | 1   |
| 53       | PAFZZ    | 5310-00-926-5877 | 96906 | MS35338-160     | WASHER,LOCK . . . . .                               | 12  |
| 54       | PAFZZ    | 5305-00-543-2419 | 80204 | B1821BH038C113N | SCREW,CAPHEXAGON H 3/8-16 NC X 1 1/4. . . . .       | 12  |
| 55       | PAFZZ    | 4730-00-812-0924 | 96906 | MS51531B12      | NUT,TUBE COUPLING . . . . .                         | 1   |
| 56       | PAFZZ    | 4730-00-933-0816 | 96906 | MS51520A12      | ADAPTER,STRAIGHT,TU . . . . .                       | 1   |
| 57       | PAFZZ    | 4720-01-516-9311 | 04664 | 1365583-1       | HOSE ASSEMBLY,NONME . . . . .                       | 1   |
| 58       | PAFZZ    | 4730-00-555-1764 | 96906 | MS51504A8       | ELBOW,PIPE TO TUBE . . . . .                        | 1   |
| 59       | PAFZZ    | 4730-00-995-1568 | 96906 | MS51508A4Z      | ELBOW,PIPE TO TUBE . . . . .                        | 1   |
| 60       | PAFZZ    | 4720-01-517-5405 | 04664 | 1365538-2       | HOSE ASSEMBLY,NONME . . . . .                       | 1   |
| 61       | PAFZZ    | 4720-01-517-5407 | 04664 | 1365583-3       | HOSE ASSEMBLY,NONME . . . . .                       | 1   |
| 62       | PAFZZ    | 4730-00-322-8457 | 96906 | MS51500A6-6     | ADAPTER,STRAIGHT,PI . . . . .                       | 1   |
| 63       | PAFZZ    | 5305-00-226-4831 | 80204 | B1821BH031C150N | SCREW,CAP,HEXAGON H HEAD,5/16-18 NC (.310). . . . . | 2   |
| 64       | PAFZZ    | 5310-00-809-3078 | 96906 | MS27183-11      | WASHER,FLAT . . . . .                               | 2   |
| 65       | PAFZZ    | 5310-00-407-9566 | 80205 | MS35338-45      | WASHER,LOCK . . . . .                               | 2   |
| 66       | PAFZZ    | 5310-00-880-7744 | 96906 | MS51967-5       | NUT,PLAIN,HEXAGON 5/16-18 UNC . . . . .             | 2   |
| 67       | PAFZZ    | 5365-01-251-2034 | 96906 | MS51518B6       | PLUG,MACHINE THREAD. . . . .                        | 2   |

| (1)      | (2)      | (3)              | (4)   | (5)         | (6)                                   | (7) |
|----------|----------|------------------|-------|-------------|---------------------------------------|-----|
| ITEM NO. | SMR CODE | NSN              | CAGEC | PART NUMBER | DESCRIPTION AND USABLE ON CODES (UOC) | QTY |
| 68       | PAFZZ    | 4730-01-278-0998 | 96906 | MS51520A6Z  | ADAPTER,STRAIGHT,TU .....             | 2   |
| 69       | XBFZZ    |                  | 04664 | 1346479     | BRACKET,MOUNTING PUMP DRAIN ..        | 1   |
| 70       | PAFZZ    | 5310-01-333-4543 | 96906 | MS35333-130 | WASHER,LOCK. ....                     | 2   |

END OF FIGURE

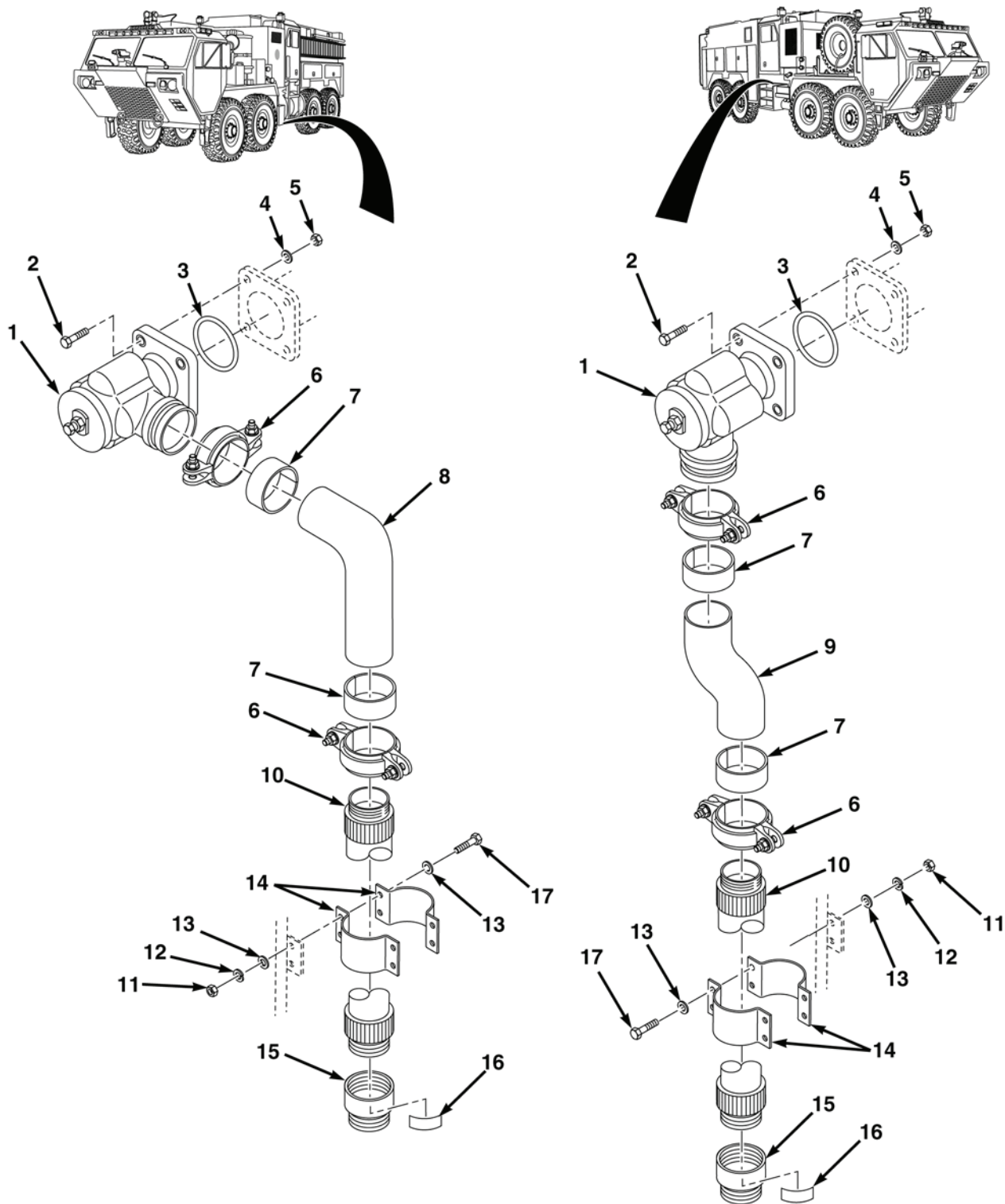


FIG. 37 INTAKE RELIEF/DUMP VALVE INSTALLATION



| (1)                  | (2)      | (3)              | (4)   | (5)               | (6)   | (7) |
|----------------------|----------|------------------|-------|-------------------|---|-----|
| ITEM NO.             | SMR CODE | NSN              | CAGEC | PART NUMBER       | DESCRIPTION AND USABLE ON CODES (UOC)               | QTY |
|                      |          |                  |       |                   | GROUP 7602 RELIEF VALVE ASSEMBLY                    |     |
|                      |          |                  |       |                   | FIG. 37 INTAKE RELIEF/DUMP VALVE INSTALLATION       |     |
| 1                    | PAFZZ    | 4820-01-517-4989 | 00912 | 00590101          | VALVE,SAFETY RELIEF . . . . .                       | 2   |
| 2                    | PAFZZ    | 5305-00-071-2056 | 80204 | B1821BH044C175N   | SCREW,CAP,HEXAGON HEAD,<br>7/16-14 X 1 3/4. . . . . | 8   |
| 3                    | PAFZZ    | 5331-01-161-2411 | 00912 | 7-57-033          | O-RING . . . . .                                    | 2   |
| 4                    | PAFZZ    | 5310-00-019-0669 | 80205 | MS35333-105       | WASHER,LOCK NO. 6 . . . . .                         | 8   |
| 5                    | PAFZZ    | 5310-00-880-8189 | 96906 | MS51967-11        | NUT,PLAIN,HEXAGON 7/16-14. . . . .                  | 8   |
| 6                    | PAFZZ    | 4730-01-518-1977 | 79154 | L020007PT0        | COUPLING,CLAMP,PIPE. . . . .                        | 19  |
| 7                    | PAFZZ    | 5330-01-518-2033 | 79154 | 2.0INCH07T-GASKET | GASKET. . . . .                                     | 4   |
| 8                    | PAFZZ    |                  | 04664 | 1351262           | PIPE,INTAKE RELIEF . . . . .                        | 1   |
| 9                    | PAFZZ    |                  | 04664 | 1351263           | PIPE,INTAKE RELIEF . . . . .                        | 1   |
| 10                   | PAFZZ    | 4720-01-517-5438 | 04664 | 1363742           | HOSE ASSEMBLY,NONME. . . . .                        | 2   |
| 11                   | PAFZZ    | 5310-00-245-3615 | 80205 | MS35649-2314      | NUT,PLAIN,HEXAGON 5/16-18. . . . .                  | 8   |
| 12                   | PAFZZ    | 5310-00-407-9566 | 80205 | MS35338-45        | WASHER,LOCK 5/16. . . . .                           | 8   |
| 13                   | PAFZZ    | 5310-00-809-3078 | 96906 | MS27183-11        | WASHER,FLAT 5/16 . . . . .                          | 8   |
| 14                   | PAFZZ    |                  | 04664 | 1471086-0003      | CLAMP,HOSE . . . . .                                | 4   |
| 15                   | PAFZZ    | 4730-01-517-5402 | 04664 | 1296126-0013      | ADAPTER,STRAIGHT,PI. . . . .                        | 2   |
| 16                   | PAFZZ    |                  | 04664 | 91-0391           | LABEL,RELIEF VALVE DO NOT CAP. . . . .              | 2   |
| 17                   | PAFZZ    | 5306-00-226-4829 | 80204 | B1821BH031C125N   | BOLT,MACHINE 5/16-18 X 1 1/4 . . . . .              | 8   |
| <b>END OF FIGURE</b> |          |                  |       |                   |   |     |

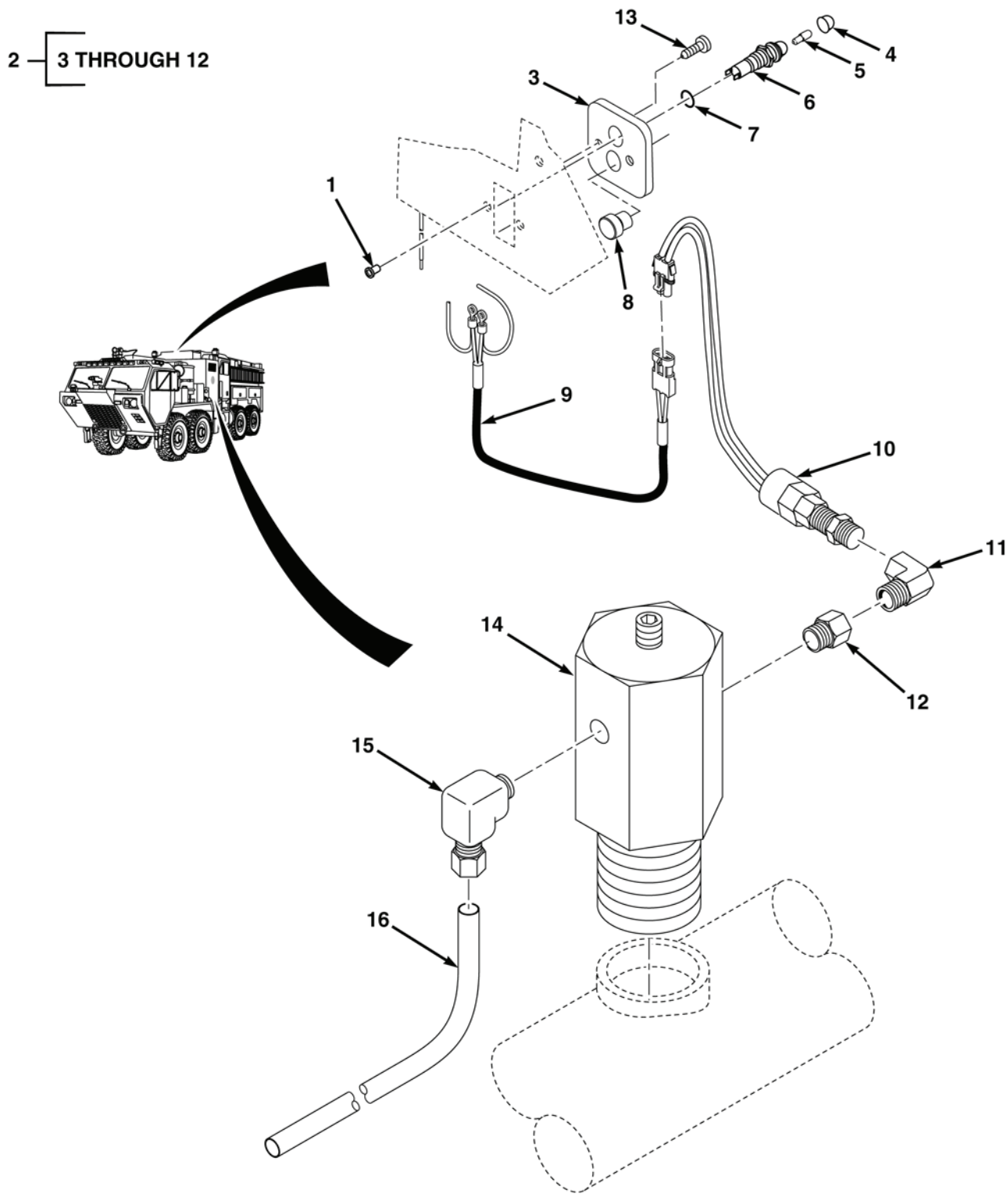


FIG. 38 THERMAL RELIEF VALVE INSTALLATION

| (1)      | (2)      | (3)              | (4)   | (5)           | (6)   | (7) |
|----------|----------|------------------|-------|---------------|---|-----|
| ITEM NO. | SMR CODE | NSN              | CAGEC | PART NUMBER   | DESCRIPTION AND USABLE ON CODES (UOC)   | QTY |
|          |          |                  |       |               | GROUP 7602 RELIEF VALVE ASSEMBLY  |     |
|          |          |                  |       |               | FIG. 38 THERMAL RELIEF VALVE INSTALLATION                                       |     |
| 1        | PAFZZ    | 5325-01-411-0066 | 78276 | ALS4-1024-130 | INSERT,SCREW THREAD 10-24 . . . . .   | 2   |
| 2        | PAFZZ    | 6220-01-521-2720 | 26840 | 200-2600-00-0 | LIGHT,INDICATOR. . . . .  | 1   |
| 3        | XAFZZ    |                  | 26840 | 101-1720-00-0 | . NAMEPLATE . . . . .   | 1   |
| 4        | XAFZZ    |                  | 26840 | 200-0540-13-0 | . LENS,RED . . . . .  | 1   |
| 5        | PAFZZ    | 6240-00-143-3173 | 88204 | 1820          | . LAMP,INCANDESCENT .100 AMPS . . .   | 1   |
| 6        | PAFZZ    |                  | 26840 | 200-0540-16-0 | . INDICATOR,LIGHT BOD . . . . .   | 1   |
| 7        | PAFZZ    | 5331-00-805-2966 | 81343 | MS28778-4     | . . O-RING 1/4 . . . . .  | 1   |
| 8        | XAFZZ    |                  | 26840 | 200-0120-04-0 | . SWITCH,STARTER . . . . .  | 1   |
| 9        | XAFZZ    |                  | 26840 | 513-0360-01-0 | . HARNESS,WIRE . . . . .  | 1   |
| 10       | XAFZZ    |                  | 26840 | 200-2560-00-0 | . SWITCH,PRESSURE . . . . .   | 1   |
| 11       | XAFZZ    |                  | 26840 | 082-0145-02-0 | . ELBOW,PIPE . . . . .  | 1   |
| 12       | XAFZZ    |                  | 26840 | 082-0146-02-0 | . COUPLING,PIPE . . . . .   | 1   |
| 13       | PAFZZ    | 5305-00-989-7435 | 80205 | MS35207-264   | SCREW,MACHINE HEAD,10-24 X 5/8 . .  | 2   |
| 14       | PAFZZ    | 4820-01-518-0422 | 26840 | 100-0054      | VALVE,SAFETY RELIEF . . . . .   | 1   |
| 15       | PAFZZ    | 4730-01-134-1278 | 81343 | 6-2 100202BA  | ELBOW,PIPE TO TUBE. . . . .   | 1   |
| 16       | MFFZZ    |                  | 04664 | 944008-60     | TUBING,NONMETALLIC MAKE FROM P/N NBR-6-075,CAGE 61424,APPROX 60 IN. LG. . . . . | 1   |
|          |          |                  |       |               | <b>END OF FIGURE</b>  |     |

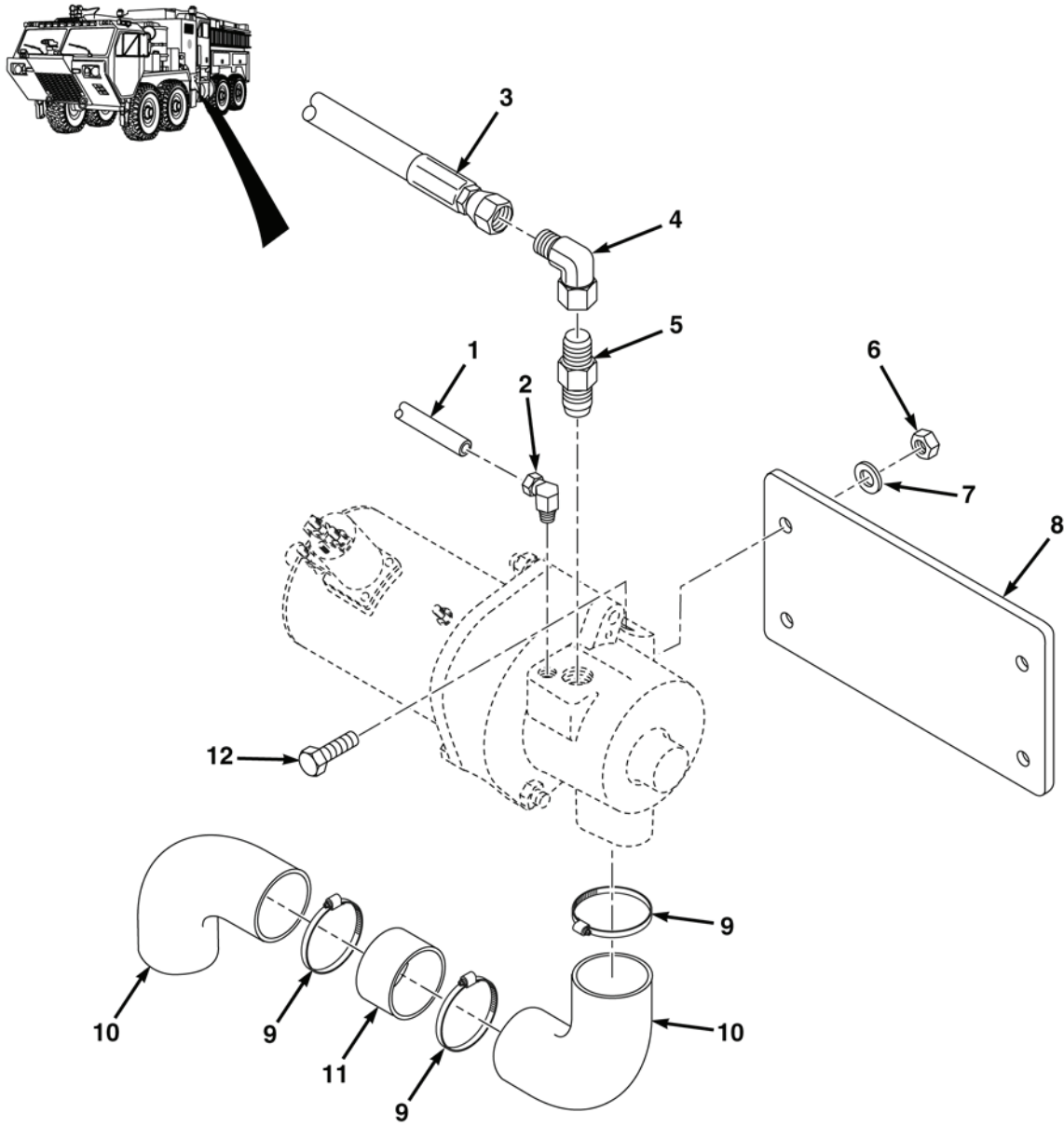


FIG. 39 PRIMER PUMP INSTALLATION

| (1)                  | (2)      | (3)              | (4)   | (5)           | (6)  | (7) |
|----------------------|----------|------------------|-------|---------------|--|-----|
| ITEM NO.             | SMR CODE | NSN              | CAGEC | PART NUMBER   | DESCRIPTION AND USABLE ON CODES (UOC)  | QTY |
|                      |          |                  |       |               | GROUP 7604 PRIMER PUMP ASSEMBLY<br>FIG. 39 PRIMER PUMP INSTALLATION                |     |
| 1                    | MFFZZ    |                  | 04664 | 944035-72     | TUBING, NONMETALLIC MAKE FROM P/N NT10006BK, CAGE 01276, APPROX 72 IN. LG. . . . . | 1   |
| 2                    | PAFZZ    | 4730-00-419-3031 | 30780 | 2107-12-12    | ELBOW, PIPE . . . . .  | 3   |
| 3                    | PAFZZ    | 4720-01-517-5413 | 04664 | 1365398       | HOSE ASSEMBLY, NONME 3/4. . . . .  | 1   |
| 4                    | PAFZZ    | 4730-01-254-1251 | 30780 | 12 CTX-B      | ELBOW, PIPE TO TUBE. . . . .   | 1   |
| 5                    | PAFZZ    | 4730-00-958-0384 | 81343 | 12-12 140130C | COUPLING, PIPE . . . . .   | 1   |
| 6                    | PAFZZ    | 5310-00-088-0553 | 80205 | MS21044N5     | NUT, SELF-LOCKING 3/8-24 . . . . .   | 2   |
| 7                    | PAFZZ    | 5310-00-765-3197 | 96906 | MS27183-41    | WASHER, FLAT 3/16 . . . . .  | 2   |
| 8                    | PFFZZ    |                  | 04664 | 1346509       | BRACKET, MOUNTING PRIMER MOTOR   | 1   |
| 9                    | PAFZZ    | 4730-01-137-7474 | 81646 | 5436          | CLAMP, HOSE . . . . .  | 3   |
| 10                   | PAFZZ    | 4720-01-517-6203 | 07096 | 90-225-M2     | HOSE, PREFORMED . . . . .  | 2   |
| 11                   | MFFZZ    |                  | 04664 | 931083-4      | TUBING MAKE FROM P/N 931083, CAGE 04664, APPROX 4 IN. LG. . . . .                  | 6   |
| 12                   | PAFZZ    | 5305-00-059-3661 | 80205 | MS51958-65    | SCREW, MACHINE 10-24 X 3/4. . . . .  | 2   |
| <b>END OF FIGURE</b> |          |                  |       |               |  |     |

1—2 THROUGH 13

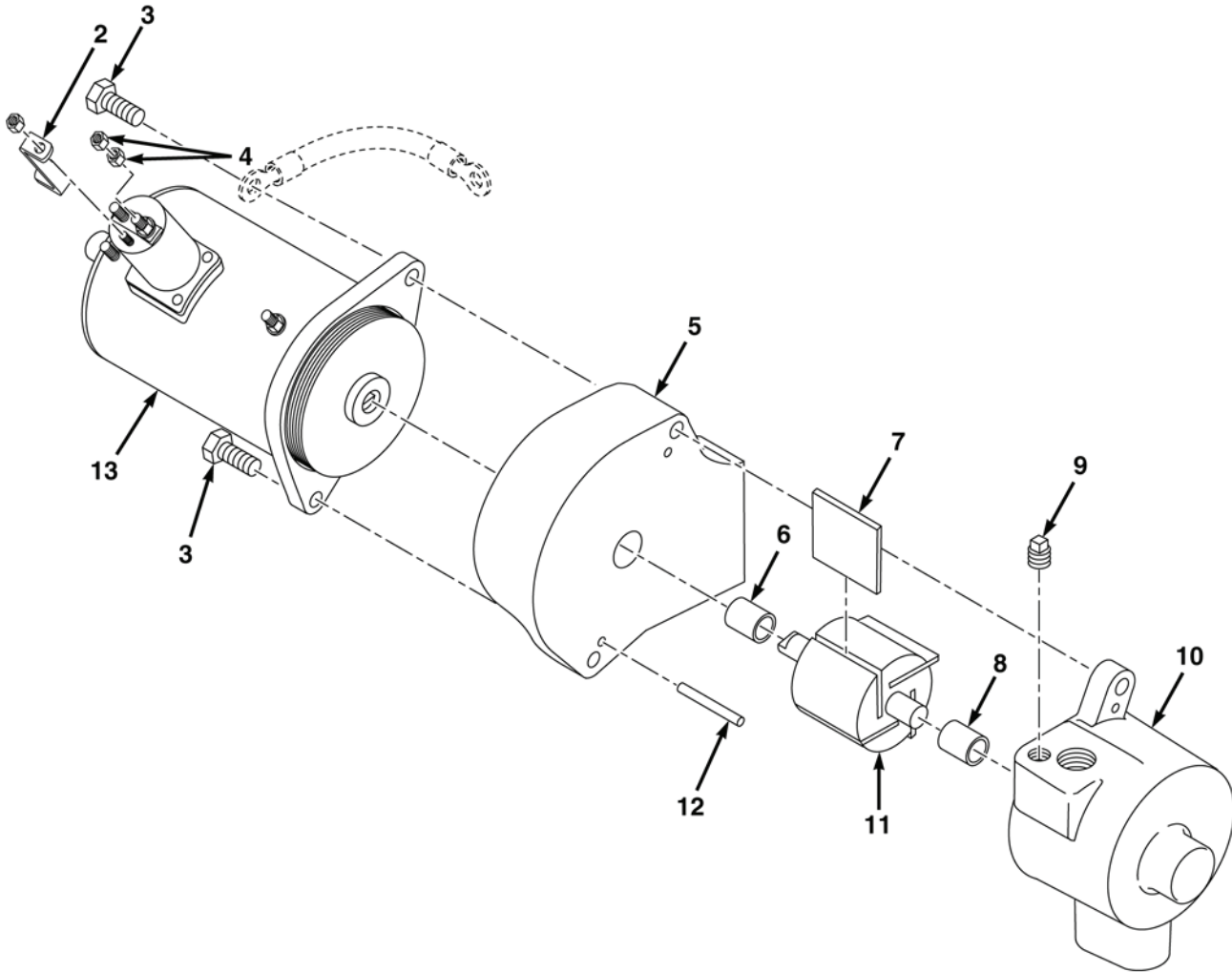


FIG. 40 PRIMER PUMP ASSEMBLY

| (1)      | (2)      | (3)              | (4)   | (5)           | (6)                                   | (7) |
|----------|----------|------------------|-------|---------------|---------------------------------------|-----|
| ITEM NO. | SMR CODE | NSN              | CAGEC | PART NUMBER   | DESCRIPTION AND USABLE ON CODES (UOC) | QTY |
|          |          |                  |       |               | GROUP 7604 PRIMER PUMP ASSEMBLY       |     |
|          |          |                  |       |               | FIG. 40 PRIMER PUMP ASSEMBLY          |     |
| 1        | PAFFZ    | 2910-01-518-0978 | 26840 | 501-3090-20   | PRIMING SYSTEM OIL-LESS, ESP . . . .  | 1   |
| 2        | PAFZZ    | 5999-01-518-3260 | 26840 | 513-0190-00-0 | . STRIP,ELECTRICAL GROUNDING. . . .   | 1   |
| 3        | PAFZZ    | 5305-01-518-2052 | 26840 | 018-1624-20-0 | . SCREW,CAP,HEXAGON . . . . .         | 2   |
| 4        | PAFZZ    | 5310-01-346-3459 | 26840 | 110-1600-02-0 | NUT,PLAIN,HEXAGON . . . . .           | 2   |
| 5        | PAFZZ    | 6105-01-518-5791 | 26840 | 502-0061-01-0 | . END BELL,ELECTRICAL. . . . .        | 1   |
| 6        | PAFZZ    | 5330-01-518-2089 | 26840 | 296-2710-00-0 | . SEAL,PLAIN ENCASED . . . . .        | 1   |
| 7        | PAFZZ    | 4320-01-518-2071 | 26840 | 130-0010-01-0 | . VANE,PUMP,ROTARY . . . . .          | 4   |
| 8        | PAFZZ    | 3120-01-518-2437 | 26840 | 250-9111-00-0 | . BEARING,SLEEVE . . . . .            | 1   |
| 9        | PAFZZ    | 5365-01-518-1953 | 26840 | 217-0101-13-0 | . PLUG,MACHINE THREAD . . . . .       | 1   |
| 10       | PAFZZ    |                  | 26840 | 501-1810-01-0 | . BODY ASSEMBLY . . . . .             | 1   |
| 11       | PAFZZ    | 4320-01-518-2064 | 26840 | 537-0281-01-0 | . ROTOR AND SHAFT. . . . .            | 1   |
| 12       | PAFZZ    | 5315-01-518-2088 | 02978 | 054-6311-01-0 | . PIN,STRAIGHT,HEADLE . . . . .       | 2   |
| 13       | PAFZZ    |                  | 26840 | 200-0062-00-0 | . MOTOR,UNIVERSAL . . . . .           | 1   |
|          |          |                  |       |               | <b>END OF FIGURE</b>                  |     |





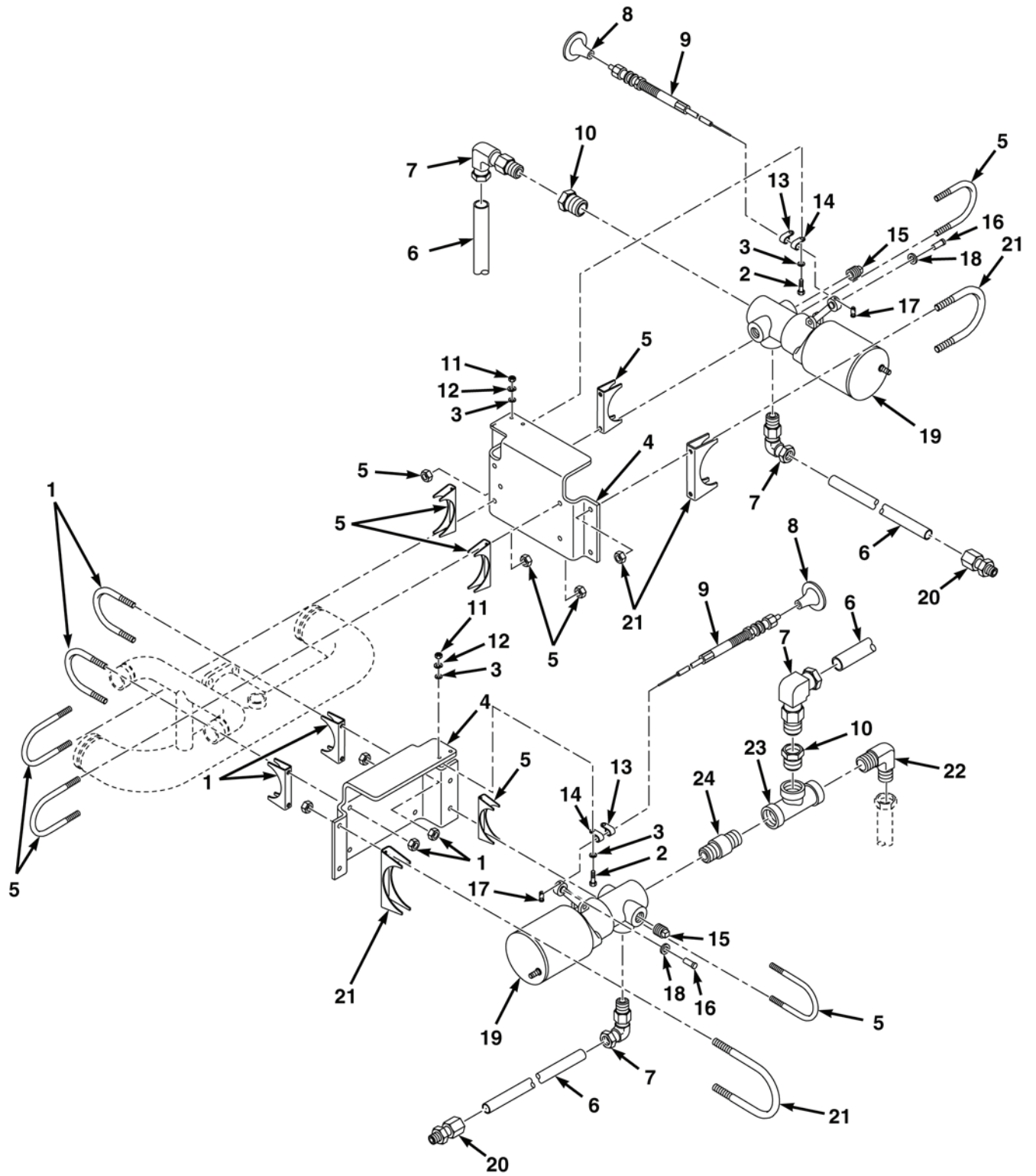


FIG. 41 PRIMER PUMP VALVE INSTALLATION (SHEET 1 OF 2)

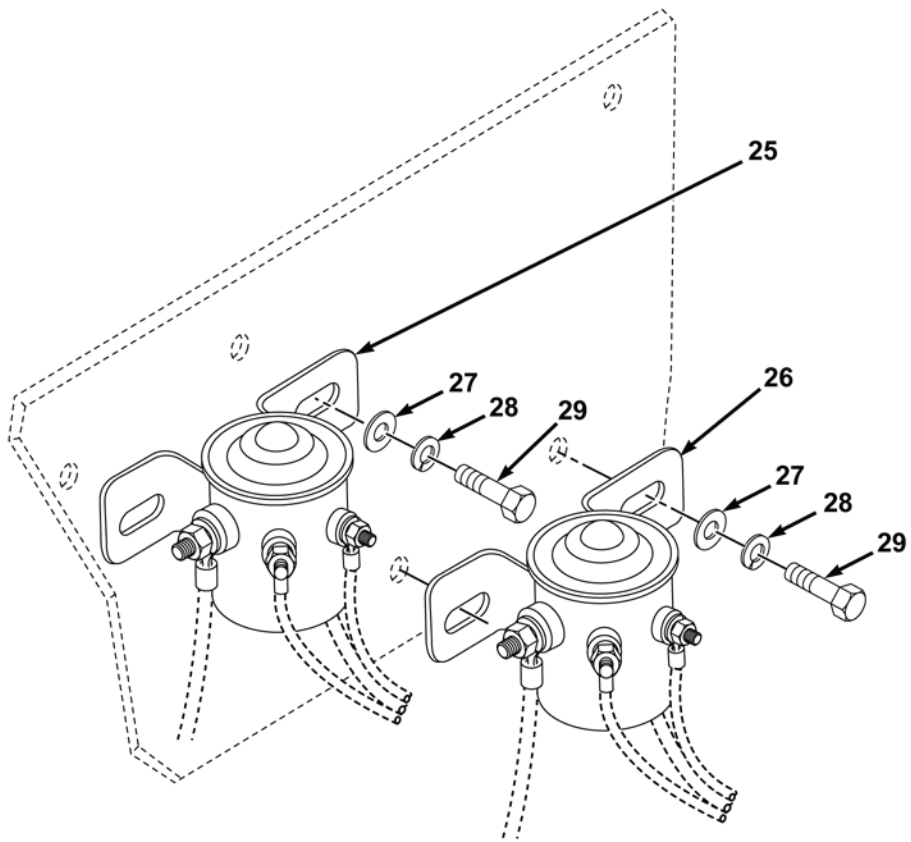


FIG. 41 PRIMER PUMP VALVE INSTALLATION (SHEET 2 OF 2)

| (1)                  | (2)      | (3)              | (4)   | (5)            | (6)   | (7) |
|----------------------|----------|------------------|-------|----------------|---|-----|
| ITEM NO.             | SMR CODE | NSN              | CAGEC | PART NUMBER    | DESCRIPTION AND USABLE ON CODES (UOC)   | QTY |
|                      |          |                  |       |                | GROUP 7604 PRIMER PUMP ASSEMBLY<br>FIG. 41 PRIMER PUMP VALVE INSTALLATION       |     |
| 1                    | PAFZZ    | 5340-01-517-3680 | 96566 | 139275-00      | CLAMP,LOOP . . . . .  | 2   |
| 2                    | PAFZZ    | 5305-00-988-1727 | 80205 | MS35206-283    | SCREW,MACHINE 1/4-20 X 1. . . . .   | 4   |
| 3                    | PAFZZ    | 5310-00-823-8804 | 96906 | MS27183-9      | WASHER,FLAT 1/4 . . . . .   | 8   |
| 4                    | PFFZZ    |                  | 04664 | 1352360        | BRACKET,MOUNTING PRIMER VALVE . . . . .   | 2   |
| 5                    | PAFZZ    | 5340-01-384-3005 | 96906 | MS52150-2SA-D  | CLAMP,LOOP 1 1/4 . . . . .  | 4   |
| 6                    | MFFZZ    |                  | 04664 | 944035-84      | TUBING,NONMETALLIC MAKE FROM P/N NT10006BK,CAGE 01276,APPROX 84 IN. LG. . . . . | 4   |
| 7                    | PAFZZ    | 4730-01-291-8460 | 93061 | 269CA-6-2      | ELBOW,PIPE TO TUBE. . . . .   | 4   |
| 8                    | PAFZZ    | 5355-01-517-6014 | 04664 | 1195594        | KNOB. . . . .   | 2   |
| 9                    | PAFZZ    | 2590-01-516-6913 | 60602 | 000-36331-0000 | CABLE ASSEMBLY CONTROL. . . . .   | 2   |
| 10                   | PAFZZ    | 4730-00-278-3888 | 30780 | 0102-12-8      | REDUCER,PIPE 3/4 X 1/2. . . . .   | 2   |
| 11                   | PAFZZ    | 5310-00-763-8913 | 96906 | MS51967-17     | NUT,PLAIN,HEXAGON 9/16-12. . . . .  | 2   |
| 12                   | PAFZZ    | 5310-00-883-9417 | 80205 | MS35338-158    | WASHER,LOCK 1/4. . . . .  | 2   |
| 13                   | PAFZZ    | 5340-00-843-7825 | 80205 | MS21333-68     | CLAMP,LOOP . . . . .  | 2   |
| 14                   | PAFZZ    | 5340-01-038-9481 | 75272 | COV0509Z1      | CLAMP,LOOP . . . . .  | 2   |
| 15                   | PAFZZ    | 4730-01-487-4686 | 93061 | 211P-6         | PLUG,PIPE. . . . .  | 2   |
| 16                   | PAFZZ    | 5315-01-342-4055 | 39428 | 98306A269      | PIN,STRAIGHT,HEADED . . . . .   | 2   |
| 17                   | PAFZZ    | 4030-01-518-3844 | 72741 | 100-015        | CLAMP,WIRE ROPE . . . . .   | 2   |
| 18                   | PAFZZ    | 5310-00-087-7493 | 96906 | MS27183-13     | WASHER,FLAT 3/8 . . . . .   | 2   |
| 19                   | PAFZZ    | 4810-00-555-6033 | 79218 | 8683-24        | VALVE,SOLENOID. . . . .   | 2   |
| 20                   | PAFZZ    | 4730-01-096-9128 | 93061 | 68NTA-6-6      | ADAPTER,STRAIGHT,PI PIPE TO TUBE . . . . .                                      | 2   |
| 21                   | PAFZZ    | 5340-01-244-4707 | 04664 | 80-6006        | CLAMP,LOOP 3.00 . . . . .   | 2   |
| 22                   | PAFZZ    | 4730-01-254-1251 | 30780 | 12 CTX-B       | ELBOW,PIPE TO TUBE. . . . .   | 1   |
| 23                   | PAFZZ    | 4730-01-300-4114 | 39428 | 4464K52        | TEE,PIPE 3/4. . . . .   | 1   |
| 24                   | PAFZZ    | 4730-00-196-1982 | 96906 | MS51846-46     | NIPPLE,PIPE . . . . .   | 1   |
| 25                   | PAFZZ    | 5945-01-516-0446 | 13445 | 24063          | RELAY,ELECTROMAGNET. . . . .  | 2   |
| 26                   | PAFZZ    | 5945-01-516-0446 | 13445 | 24063          | RELAY,ELECTROMAGNET. . . . .  | 2   |
| 27                   | PAFZZ    | 5310-00-809-3078 | 96906 | MS27183-11     | WASHER,FLAT .312 . . . . .  | 4   |
| 28                   | PAFZZ    | 5310-00-933-8122 | 96906 | MS35338-159    | WASHER,LOCK .312. . . . .   | 4   |
| 29                   | PAFZZ    | 5305-01-082-0049 | 11939 | 93543216       | SCREW,CAP,HEX HEAD .312-18 X 1. . . . .   | 4   |
| <b>END OF FIGURE</b> |          |                  |       |                |   |     |

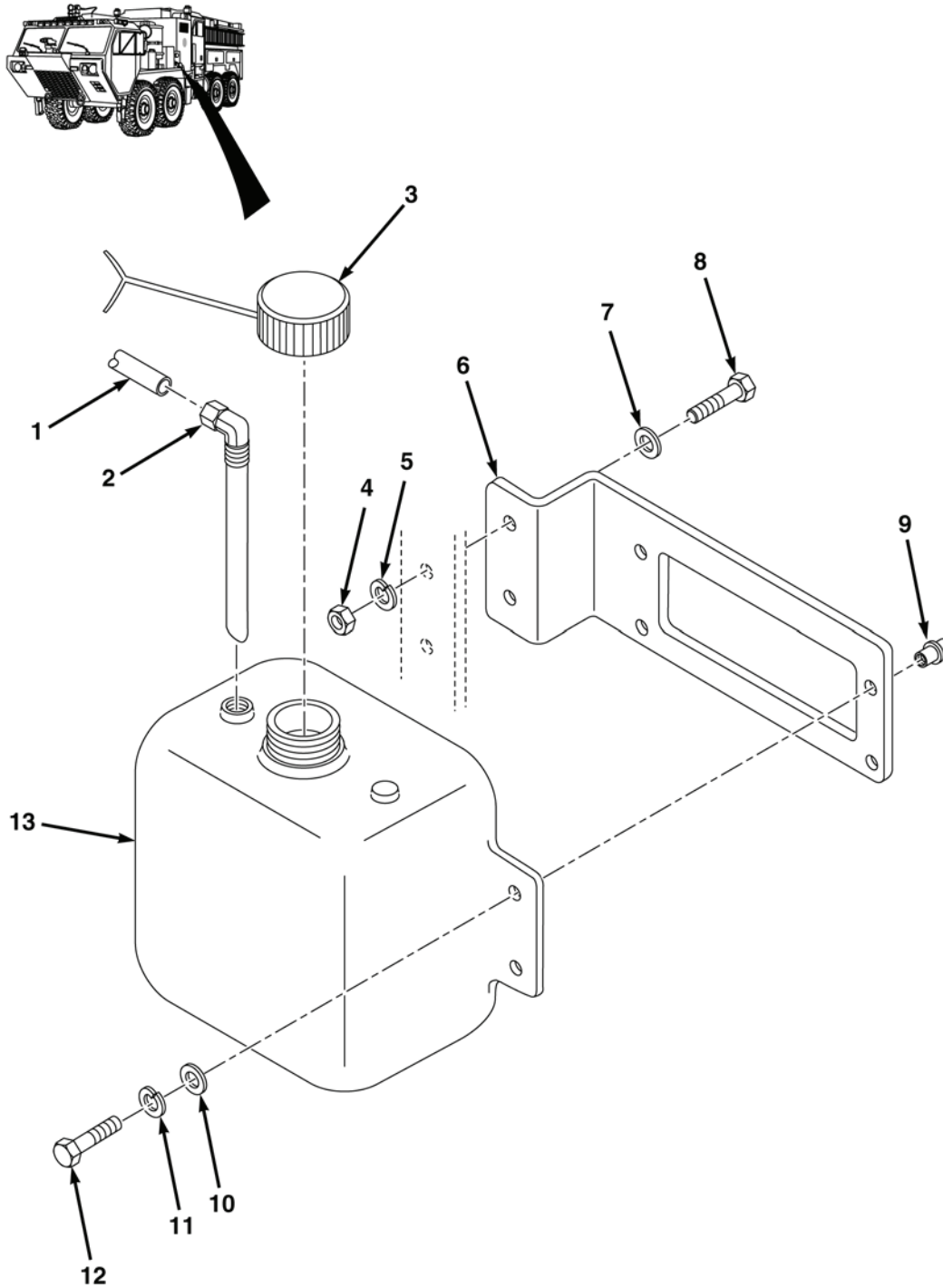


FIG. 42 PRIMER PUMP TANK INSTALLATION

| (1)      | (2)      | (3)              | (4)   | (5)             | (6)  | (7) |
|----------|----------|------------------|-------|-----------------|--|-----|
| ITEM NO. | SMR CODE | NSN              | CAGEC | PART NUMBER     | DESCRIPTION AND USABLE ON CODES (UOC)                                    | QTY |
|          |          |                  |       |                 | GROUP 7604 PRIMER PUMP ASSEMBLY<br>FIG. 42 PRIMER PUMP TANK INSTALLATION |     |
| 1        | MFFZZ    |                  | 04664 | 940006-120      | HOSE, HYDRAULIC MAKE FROM P/N 79510, CAGE 04627, APPROX 120 IN. LG. .... | 1   |
| 2        | PAFZZ    | 4710-01-518-0901 | 0GXM6 | 12063           | TUBE ASSEMBLY SET .....  | 1   |
| 3        | PAFZZ    | 2590-01-517-5282 | 0E3E3 | 063361          | CAP, FILLER OPENING .....  | 1   |
| 4        | PAFZZ    | 5310-00-087-4652 | 81349 | M45913/1-6CG5C  | NUT, SELF-LOCKING 3/8-16 .....   | 2   |
| 5        | PAFZZ    | 5310-00-883-9417 | 80205 | MS35338-158     | WASHER, LOCK 1/4. ....   | 2   |
| 6        | PFFZZ    |                  | 04664 | 1342524         | BRACKET, PRIMER TANK .....   | 1   |
| 7        | PAFZZ    | 5310-00-809-8541 | 96906 | MS27183-27      | WASHER, FLAT 1 .....   | 2   |
| 8        | PAFZZ    | 5305-00-068-0509 | 80204 | B1821BH025C125N | SCREW, CAP, HEXAGON HEAD, 1/4-20 X 1 1/4. ....                           | 2   |
| 9        | PAFZZ    | 5325-01-517-2270 | 04664 | 82-0257-0002    | INSERT, SCREW THREAD 1/4-20 .....  | 4   |
| 10       | PAFZZ    | 5310-00-087-7493 | 96906 | MS27183-13      | WASHER, FLAT 3/8 .....   | 4   |
| 11       | PAFZZ    | 5310-00-926-5877 | 96906 | MS35338-160     | WASHER, LOCK 3/8. ....   | 4   |
| 12       | PAFZZ    | 5305-00-543-2419 | 80204 | B1821BH038C113N | SCREW, CAP, HEXAGON HEAD, 3/8-16 X 1 1/8. ....                           | 4   |
| 13       | PAFZZ    | 4210-01-518-5340 | 0E3E3 | 062200          | TANK, FIRE FIGHTING. ....  | 1   |
|          |          |                  |       |                 | <b>END OF FIGURE</b>   |     |

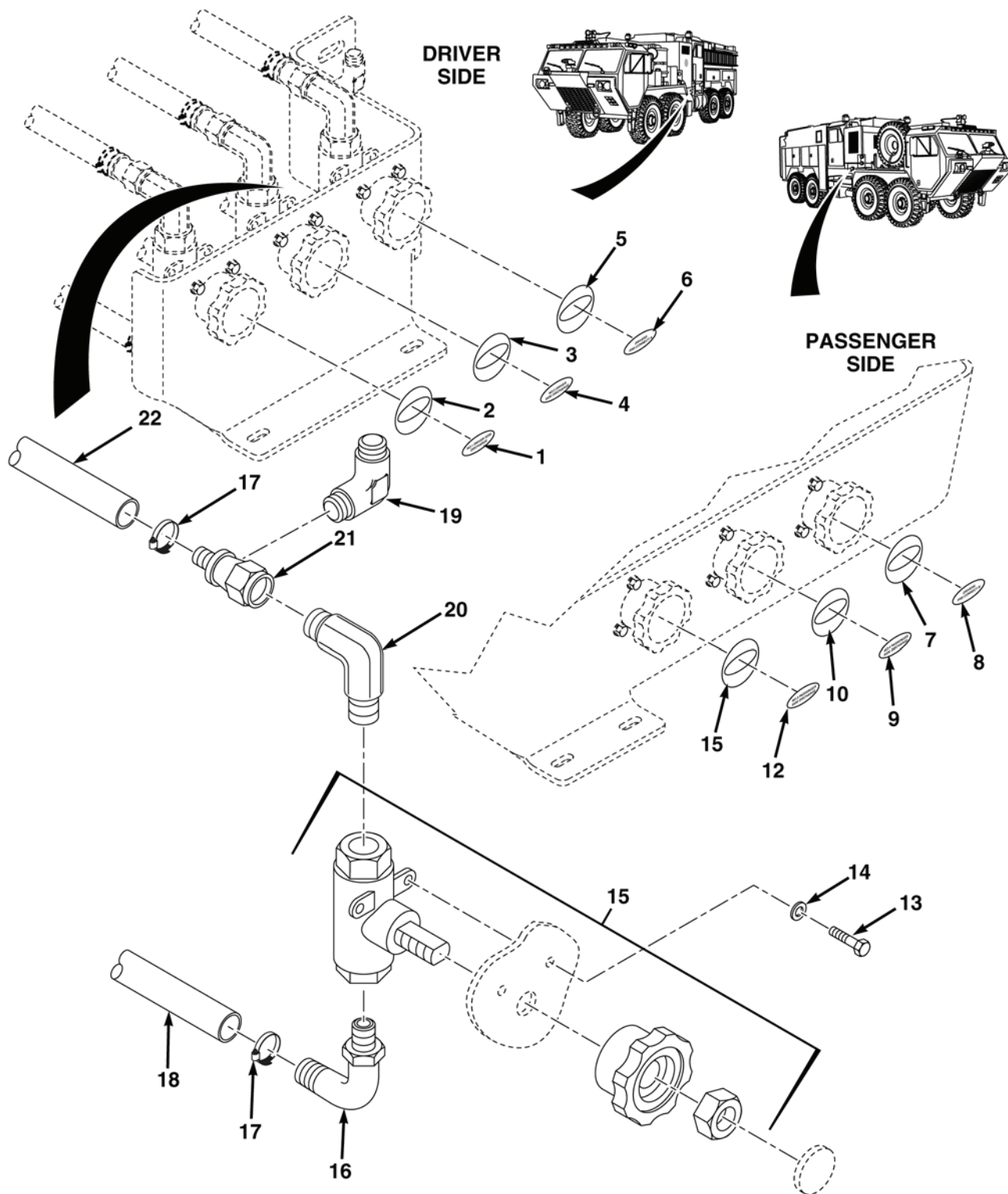


FIG. 43 DISCHARGE DRAIN VALVES

| (1)                  | (2)      | (3)              | (4)   | (5)          | (6)  | (7) |
|----------------------|----------|------------------|-------|--------------|--|-----|
| ITEM NO.             | SMR CODE | NSN              | CAGEC | PART NUMBER  | DESCRIPTION AND USABLE ON CODES (UOC)  | QTY |
|                      |          |                  |       |              | GROUP 7606 DRAIN VALVE ASSEMBLY<br>FIG. 43 DISCHARGE DRAIN VALVES                |     |
| 1                    | PAFZZ    |                  | 1JWQ8 | 1093687-0001 | TAG,COLOR,DRAIN VALVE,RED . . . . .  | 1   |
| 2                    | PAFZZ    |                  | 1JWQ8 | 1104751-0003 | TAG-O,#1 DISCHARGE. . . . .  | 1   |
| 3                    | PAFZZ    |                  | 1JWQ8 | 1093687-0002 | TAG,COLOR,DRAIN VALVE,BLUE . . . . .   | 1   |
| 4                    | PAFZZ    |                  | 04664 | 1105392-0003 | TAG-O, #2 DISCHARGE . . . . .  | 1   |
| 5                    | PAFZZ    |                  | 04664 | 1093687-0004 | TAG,COLOR,DRAIN VALVE,MINT<br>GREEN . . . . .                                    | 1   |
| 6                    | PAFZZ    |                  | 04664 | 1126759-0003 | TAG-O,DRIVER PRE-CONNECT A. . . . .  | 1   |
| 7                    | PAFZZ    |                  | 1JWQ8 | 1093687-0007 | TAG,COLOR,DRAIN VALVE,YELLOW . . . . .   | 1   |
| 8                    | PAFZZ    |                  | 04664 | 1126779-0003 | TAG-O,DRIVER PRE-CONNECT B. . . . .  | 1   |
| 9                    | PAFZZ    |                  | 04664 | 1105407-003  | TAG,#4 DISCHARGE. . . . .  | 1   |
| 10                   | PAFZZ    |                  | 04664 | 1093687-0006 | TAG,COLOR,DRAIN VALVE,BROWN . . . . .  | 1   |
| 11                   | PAFZZ    |                  | 04664 | 1093687-0003 | TAG,COLOR,DRAIN VALVE,ORANGE . . . . .   | 1   |
| 12                   | PAFZZ    |                  | 04664 | 1105403-0003 | TAG-O, #3 PS . . . . .   | 1   |
| 13                   | PAFZZ    | 5305-00-082-6721 | 96906 | MS51957-81   | SCREW,MACHINE 1/4-20 X 3/4 . . . . .   | 12  |
| 14                   | PAFZZ    | 5310-00-562-2826 | 39428 | 90295A140    | WASHER,FLAT . . . . .  | 12  |
| 15                   | PAFZZ    | 4820-01-517-8975 | 06CG4 | 106381       | COCK,DRAIN. . . . .  | 6   |
| 16                   | PAFZZ    | 4730-00-239-3080 | 72661 | TLS68        | ELBOW,PIPE TO HOSE . . . . .   | 6   |
| 17                   | PAFZZ    | 4730-01-333-2273 | 81646 | 6410         | CLAMP,HOSE . . . . .   | 12  |
| 18                   | MFFZZ    |                  | 04664 | 940004-48    | HOSE,HEATER MAKE FROM P/N<br>580004191, CAGE 0CME1,APPROX<br>48 IN. LG. . . . .  | 6   |
| 19                   | PAFZZ    | 4730-00-278-4824 | 93061 | 2202P-4-4    | ELBOW,PIPE . . . . .   | 2   |
| 20                   | PAFZZ    | 4730-01-254-1251 | 30780 | 12 CTX-B     | ELBOW,PIPE TO TUBE. . . . .  | 6   |
| 21                   | PAFZZ    | 4730-01-114-8326 | 56161 | 10557954-2   | ADAPTER,STRAIGHT TUBE TO HOSE . . . . .  | 6   |
| 22                   | MFFZZ    |                  | 04664 | 940093-48    | HOSE,NONMETALLIC MAKE FROM P/N<br>801-12,CAGE 87373,APPROX<br>48 IN. LG. . . . . | 6   |
| <b>END OF FIGURE</b> |          |                  |       |              |  |     |

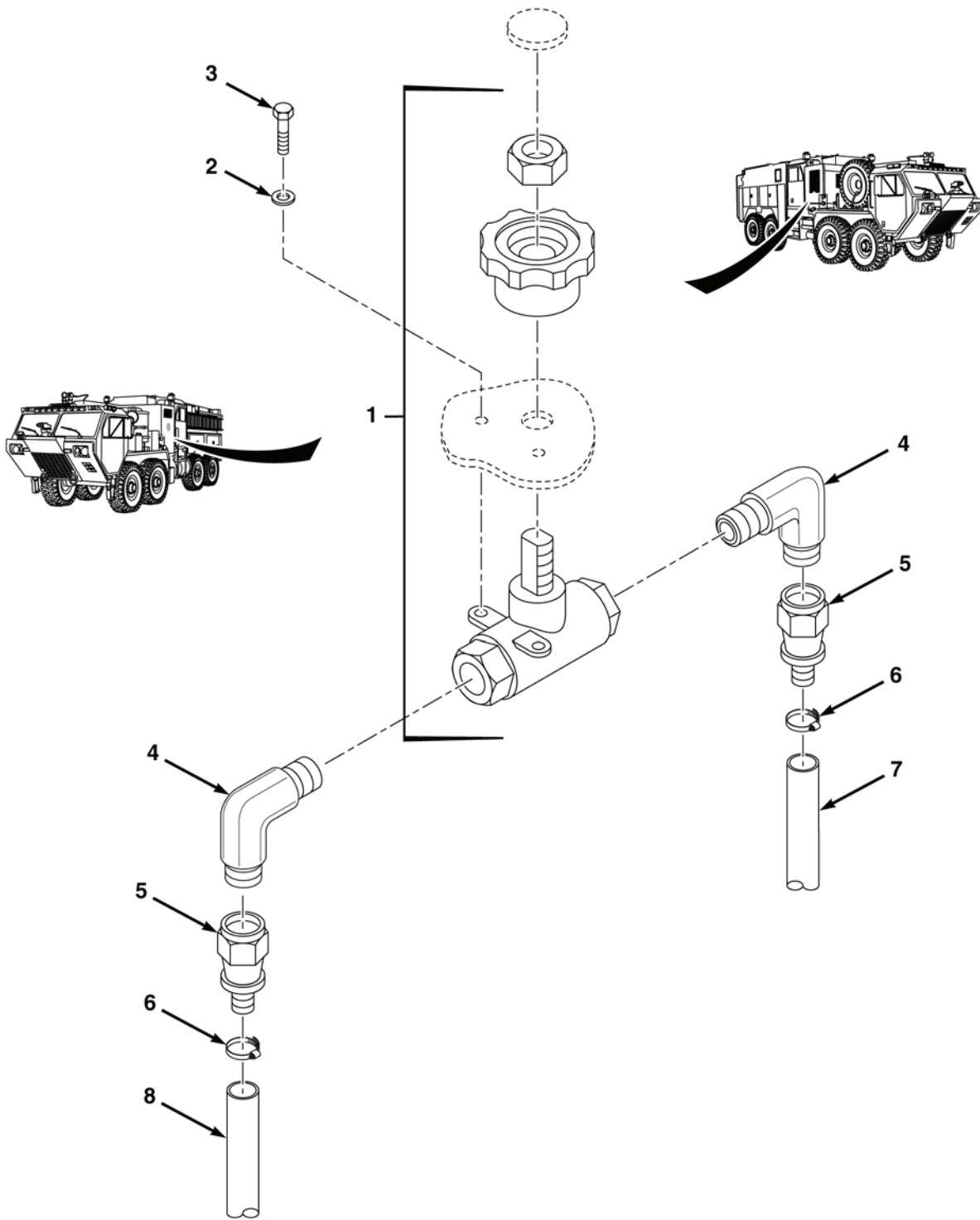


FIG. 44 MAIN AND AUXILIARY INLET BLEEDER VALVES



| (1)                  | (2)      | (3)              | (4)   | (5)         | (6)   | (7) |
|----------------------|----------|------------------|-------|-------------|---|-----|
| ITEM NO.             | SMR CODE | NSN              | CAGEC | PART NUMBER | DESCRIPTION AND USABLE ON CODES (UOC)   | QTY |
|                      |          |                  |       |             | GROUP 7606 DRAIN VALVE ASSEMBLY<br>FIG. 44 MAIN AND AUXILIARY INLET<br>BLEEDER VALVES |     |
| 1                    | PAFZZ    | 4820-01-517-8975 | 06CG4 | 106381      | COCK,DRAIN. ....  | 2   |
| 2                    | PAFZZ    | 5310-00-562-2826 | 39428 | 90295A140   | WASHER,FLAT ....  | 4   |
| 3                    | PAFZZ    | 5305-00-050-9229 | 96906 | MS51957-63  | SCREW,MACHINE 1/4-20 X 1/2 ....   | 4   |
| 4                    | PAFZZ    | 4730-00-239-3080 | 72661 | TLS68       | ELBOW,PIPE TO HOSE ....   | 4   |
| 5                    | PAFZZ    | 4730-01-114-8326 | 56161 | 10557954-2  | ADAPTER,STRAIGHT TUBE TO HOSE .   | 4   |
| 6                    | PAFZZ    | 5340-01-517-3677 | 25281 | 5840247     | CLAMP,LOOP ....   | 4   |
| 7                    | MFFZZ    |                  | 04664 | 940004-110  | HOSE,HEATER MAKE FROM P/N<br>580004191,CAGE 0CME1,APPROX 110<br>IN. LG. ....          | 2   |
| 8                    | MFFZZ    |                  | 04664 | 940093-195  | HOSE,NONMETALLIC,DS MAKE FROM<br>P/N 801-12,CAGE 87373,<br>APPROX 195 IN. LG. ....    | 1   |
| 8                    | MFFZZ    |                  | 04664 | 940093-217  | HOSE,NONMETALLIC,PS MAKE FROM<br>P/N 801-12,CAGE 87373,<br>APPROX 217 IN. LG. ....    | 1   |
| <b>END OF FIGURE</b> |          |                  |       |             |   |     |

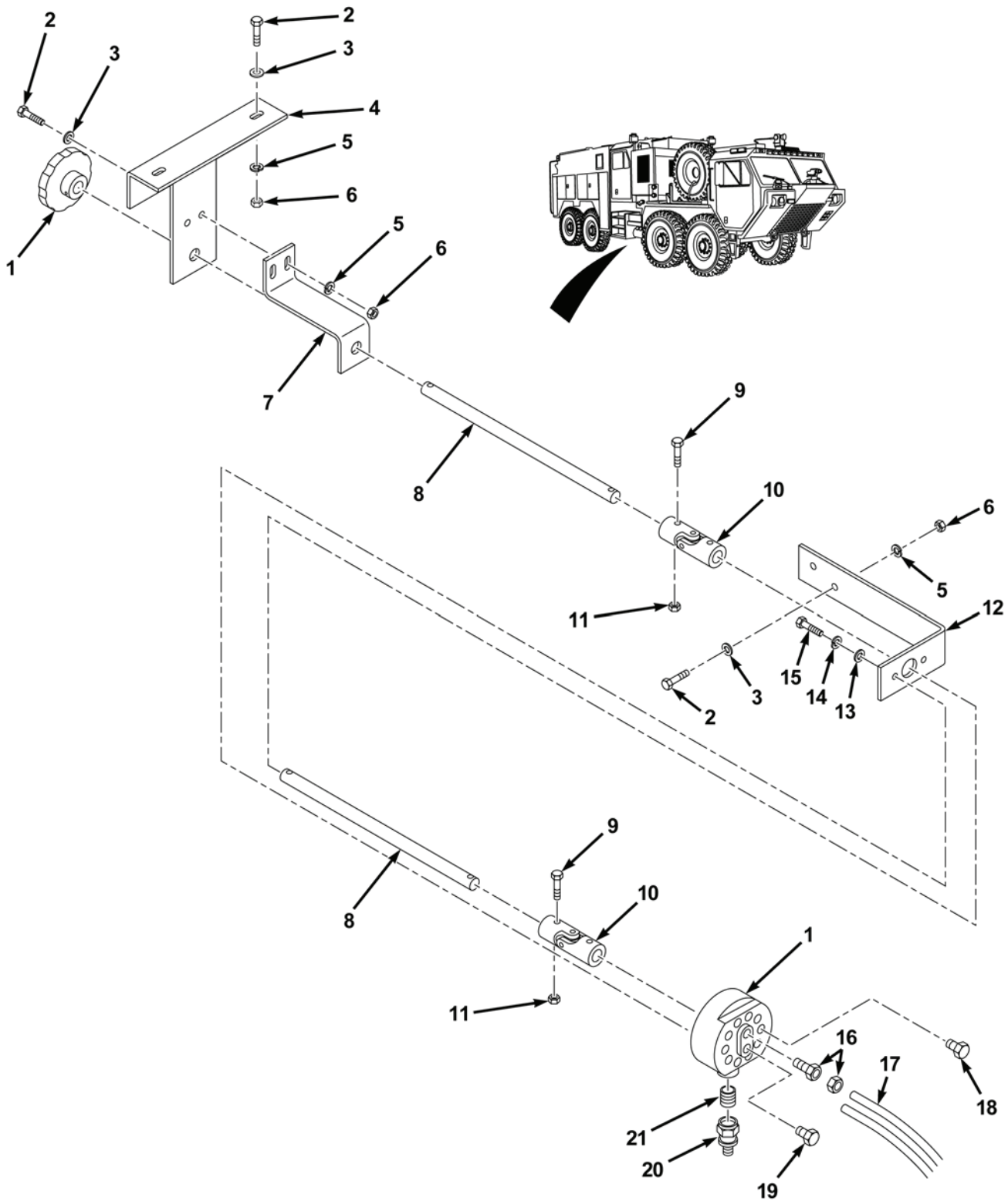


FIG. 45 MULTI-PORT DRAIN

| (1)   | (2)      | (3)              | (4)   | (5)             | (6)   | (7) |
|---|----------|------------------|-------|-----------------|---|-----|
| ITEM NO.  | SMR CODE | NSN              | CAGEC | PART NUMBER     | DESCRIPTION AND USABLE ON CODES (UOC)   | QTY |
| GROUP 7606 DRAIN VALVE ASSEMBLY<br>FIG. 45 MULTI-PORT DRAIN |          |                  |       |                 |   |     |
| 1   | PAFZZ    | 4820-01-517-8976 | 06CG4 | 107370          | COCK,DRAIN.....   | 1   |
| 2   | PAFZZ    | 5305-00-725-2317 | 80204 | B1821BH038C150N | SCREW,CAP,HEXAGON HEAD,<br>3/8-16 X 1 1/2.....  | 8   |
| 3   | PAFZZ    | 5310-00-087-7493 | 96906 | MS27183-13      | WASHER,FLAT 3/8.....  | 8   |
| 4   | PFFZZ    |                  | 04664 | 1343079         | BRACKET,DRAIN.....  | 1   |
| 5   | PAFZZ    | 5310-00-926-5877 | 96906 | MS35338-160     | WASHER,LOCK 3/8.....  | 2   |
| 6   | PAFZZ    | 5310-01-054-4644 | 06032 | 2100-0123-001   | NUT,PLAIN,HEXAGON 3/8-16.....   | 2   |
| 7   | PFFZZ    |                  | 04664 | 1343078         | BRACKET,DRAIN ROD GUIDE.....  | 1   |
| 8   | PAFZZ    |                  | 04664 | 1394878         | ROD,DRAIN,MASTER.....   | 2   |
| 9   | PAFZZ    | 5305-00-225-3842 | 80204 | B1821BH025C113N | SCREW,CAP,HEXAGON HEAD,<br>1/4-20 X 1 1/8.....  | 4   |
| 10  | PAFZZ    |                  | 04664 | 51-1641-0001    | U-JOINT STEEL,.63 IN. LG.....   | 2   |
| 11  | PAFZZ    | 5310-00-761-6882 | 96906 | MS51967-2       | NUT,PLAIN,HEXAGON 1/4-20.....   | 4   |
| 12  | PFFZZ    |                  | 04664 | 1343077         | BRACKET,MOUNTING MULTI DRAIN ..   | 1   |
| 13  | PAFZZ    | 5310-00-823-8804 | 96906 | MS27183-9       | WASHER,FLAT 1/4.....  | 2   |
| 14  | PAFZZ    | 5310-00-883-9417 | 80205 | MS35338-158     | WASHER,LOCK 1/4.....  | 2   |
| 15  | PAFZZ    | 5305-00-050-9229 | 96906 | MS51957-63      | SCREW,MACHINE 1/4-20 X 1/2.....   | 2   |
| 16  | PAFZZ    | 4730-01-096-9128 | 93061 | 68NTA-6-6       | ADAPTER,STRAIGHT,PI PIPE TO TUBE  | 5   |
| 17  | MFFZZ    |                  | 79470 | 944011-12       | TUBING,NONMETALLIC MAKE FROM<br>P/N NT10006BK100,CAGE 01276,<br>APPROX 12 IN. LG..... | 5   |
| 18  | PAFZZ    | 4730-00-427-5121 | 01276 | 2082-6B         | PLUG,PIPE.....  | 3   |
| 19  | PAFZZ    | 4730-00-012-7951 | 01276 | 2082-4B         | PLUG,PIPE 1/4.....  | 4   |
| 20  | PAFZZ    | 4730-01-114-8326 | 56161 | 10557954-2      | ADAPTER,STRAIGHT TUBE TO HOSE ..  | 1   |
| 21  | PAFZZ    | 4730-01-305-8657 | 39428 | 4830K191        | NIPPLE,PIPE.....  | 1   |
| <b>END OF FIGURE</b>  |          |                  |       |                 |   |     |

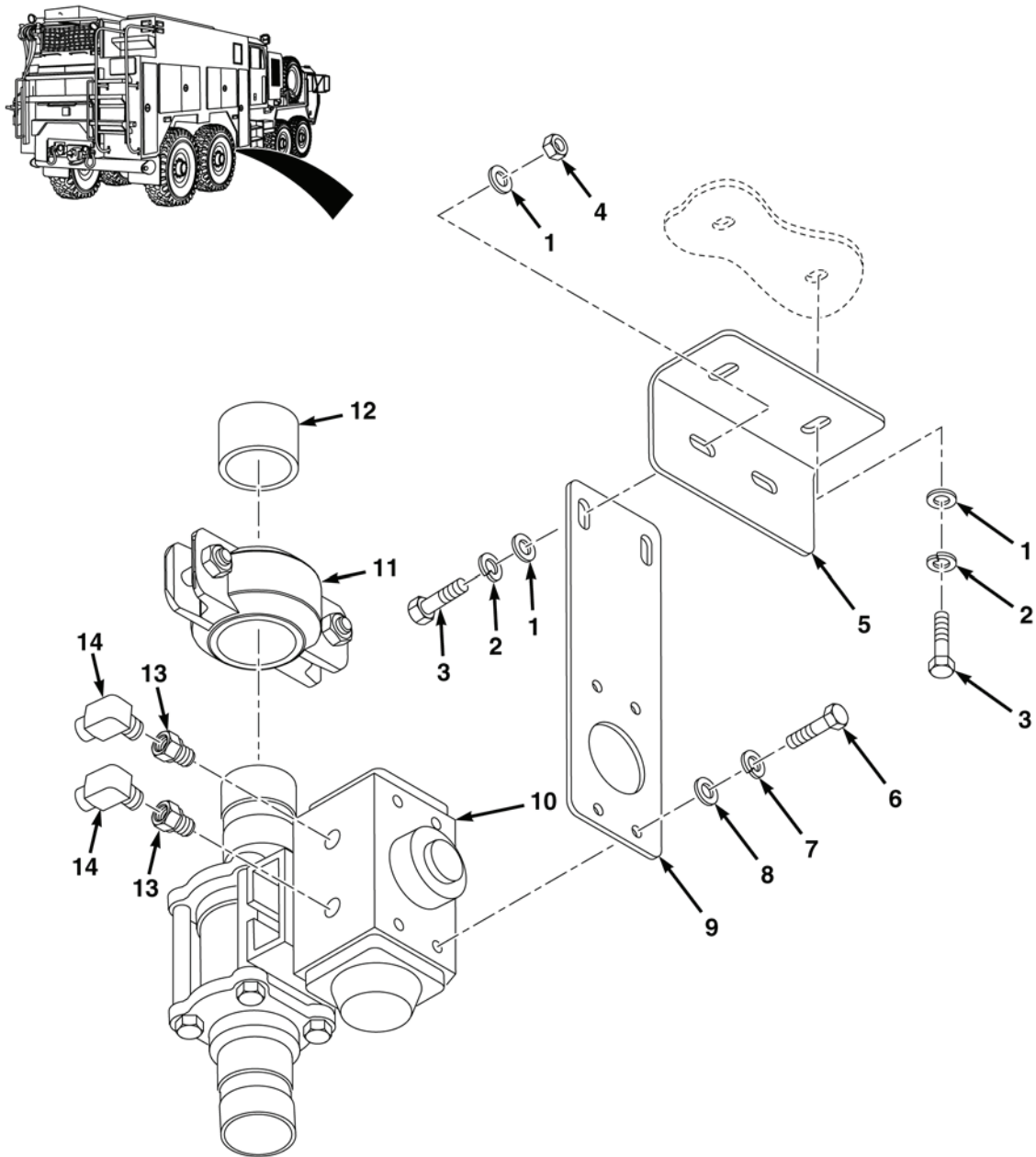


FIG. 46 WATER TANK DRAIN VALVE

| (1)      | (2)      | (3)              | (4)   | (5)                      | (6)   | (7) |
|----------|----------|------------------|-------|--------------------------|---|-----|
| ITEM NO. | SMR CODE | NSN              | CAGEC | PART NUMBER              | DESCRIPTION AND USABLE ON CODES (UOC)                             | QTY |
|          |          |                  |       |                          | GROUP 7606 DRAIN VALVE ASSEMBLY<br>FIG. 46 WATER TANK DRAIN VALVE |     |
| 1        | PAFZZ    | 5310-00-809-3078 | 96906 | MS27183-11               | WASHER,FLAT 5/16 . . . . .  | 6   |
| 2        | PAFZZ    | 5310-00-407-9566 | 80205 | MS35338-45               | WASHER,LOCK 5/16. . . . .   | 4   |
| 3        | PAFZZ    | 5306-00-637-9675 | 96906 | MS35307-332              | BOLT,MACHINE 5/16-18 X 3/4 . . . . .                              | 4   |
| 4        | PAFZZ    | 5310-00-851-2682 | 24617 | 451519                   | NUT,PLAIN,HEXAGON 3/8-16. . . . .                                 | 2   |
| 5        | PFFZZ    |                  | 04664 | 1346474                  | BRACKET,MOUNTING TANK DRAIN . . .                                 | 1   |
| 6        | PAFZZ    | 5305-00-071-1316 | 96906 | MS51957-80               | SCREW,MACHINE 1/4-20 X 5/8 . . . . .                              | 4   |
| 7        | PAFZZ    | 5310-00-883-9417 | 80205 | MS35338-158              | WASHER,LOCK 1/4. . . . .  | 4   |
| 8        | PAFZZ    | 5310-00-823-8804 | 96906 | MS27183-9                | WASHER,FLAT 1/4 . . . . .   | 4   |
| 9        | PFFZZ    |                  | 04664 | 1355933                  | BRACKET,MOUNTING TANK DRAIN . . .                                 | 1   |
| 10       | PAFZZ    | 4820-01-517-5333 | 04664 | 1332091-0150             | VALVE,BALL . . . . .  | 1   |
| 11       | PAFZZ    | 4730-01-518-1972 | 79154 | 1.5INCH07T               | COUPLING,CLAMP,PIPE. . . . .                                      | 2   |
| 12       | PAFZZ    | 5330-01-518-2027 | 79154 | G014077LT0               | GASKET. . . . .   | 2   |
| 13       | PAFZZ    | 4730-00-202-6491 | 93061 | 209P-6-4                 | BUSHING,PIPE . . . . .  | 2   |
| 14       | PAFZZ    | 4730-01-086-4064 | 81343 | SAE J246 4-4<br>100202BA | ELBOW,PIPE TO TUBE 90 DEG. . . . .                                | 2   |
|          |          |                  |       |                          | <b>END OF FIGURE</b>  |     |

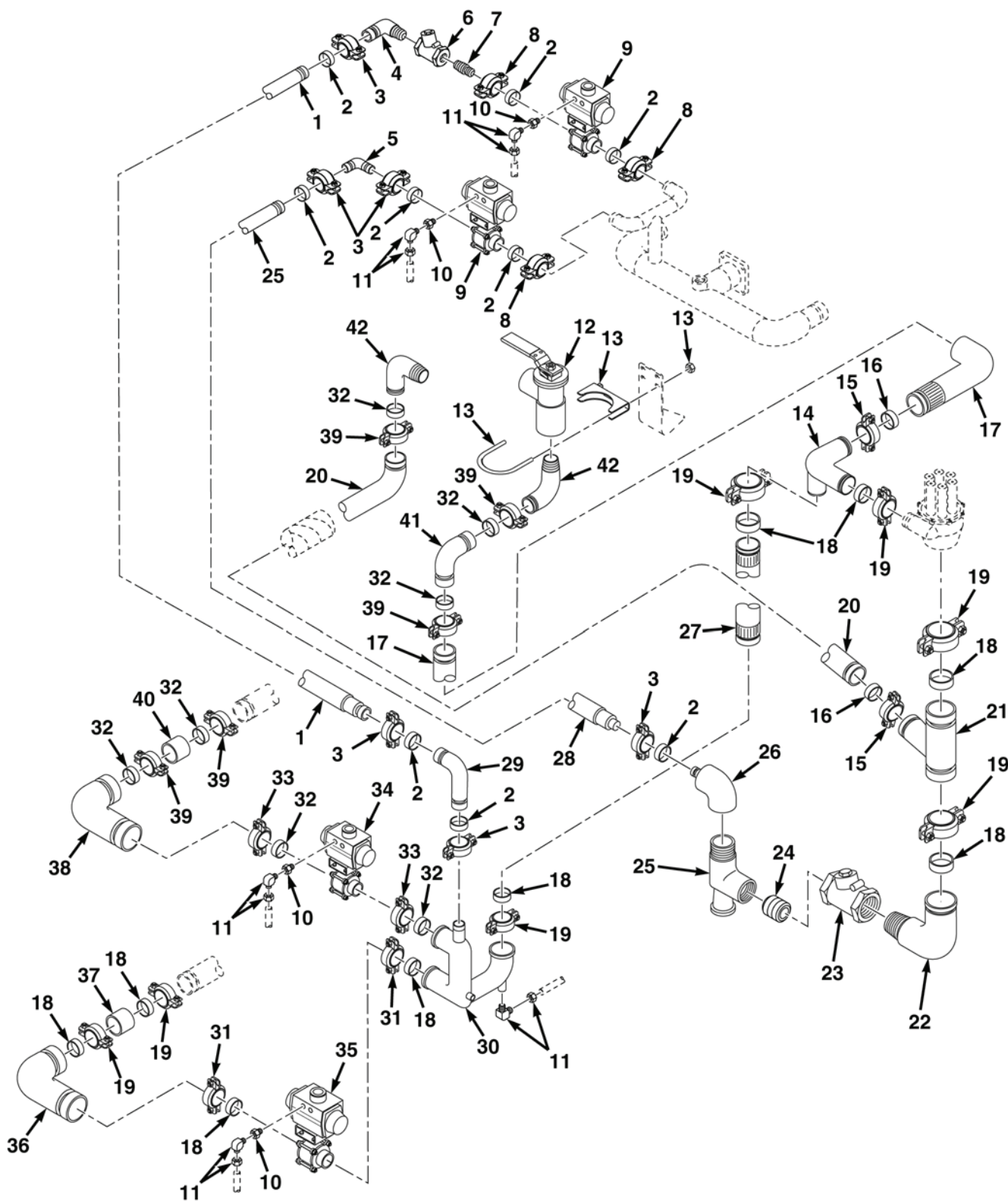


FIG. 47 FOAM SYSTEM PIPING

| (1)   | (2)      | (3)              | (4)   | (5)                      | (6)                                   | (7) |
|---|----------|------------------|-------|--------------------------|---------------------------------------|-----|
| ITEM NO.  | SMR CODE | NSN              | CAGEC | PART NUMBER              | DESCRIPTION AND USABLE ON CODES (UOC) | QTY |
| GROUP 7612 FOAM TANK ASSEMBLY<br>FIG. 47 FOAM SYSTEM PIPING |          |                  |       |                          |                                       |     |
| 1   | PAFZZ    | 4720-01-517-5415 | 04664 | 1363616                  | HOSE ASSEMBLY, NONME . . . . .        | 1   |
| 2   | PAFZZ    | 5330-01-518-2067 | 79154 | 1.0INCH07T-GASKET        | . GASKET . . . . .                    | 9   |
| 3   | PAFZZ    |                  | 04664 | 51-6029-0100             | COUPLING, CLAMP PIPE STYLE 75 X 1     | 6   |
| 4   | PAFZZ    |                  | 04664 | 1336198                  | ELBOW, FLUSH . . . . .                | 1   |
| 5   | PAFZZ    |                  | 04664 | 1348552                  | PIPE, ELBOW 1 IN . . . . .            | 1   |
| 6   | PAFZZ    | 4820-01-517-5337 | 04664 | 51-0030                  | VALVE, CHECK . . . . .                | 1   |
| 7   | PAFZZ    |                  | 04664 | 53-4784-0001             | FITTING, GROOVED . . . . .            | 1   |
| 8   | PAFZZ    | 4730-01-518-1981 | 79154 | 1.0INCH07T               | COUPLING, CLAMP, PIPE STYLE 07 X 1 .  | 3   |
| 9   | PAFZZ    | 4820-01-517-5334 | 04664 | 1332091-0100             | VALVE, BALL . . . . .                 | 2   |
| 10  | PAFZZ    | 4730-00-202-6491 | 93061 | 209P-6-4                 | BUSHING, PIPE . . . . .               | 8   |
| 11  | PAFZZ    | 4730-01-086-4064 | 81343 | SAE J246 4-4<br>100202BA | ELBOW, PIPE TO TUBE 90 DEG . . . . .  | 8   |
| 12  | PAFZZ    | 4210-01-518-5336 | 11939 | 3217-7001-5              | PROPORTIONER, FOAM L . . . . .        | 1   |
| 13  | PAFZZ    | 5340-01-398-6995 | 72741 | 656-214                  | CLAMP, LOOP 2 1/4 . . . . .           | 2   |
| 14  | PAFZZ    |                  | 04664 | 1348484                  | PIPE, MULTIMETERING VALVE . . . . .   | 1   |
| 15  | PAFZZ    | 4730-01-133-4256 | 1F524 | KG160-2X1.5WZ            | COUPLING, CLAMP, PIPE . . . . .       | 2   |
| 16  | PAFZZ    | 5330-01-518-2025 | 79154 | KG160-2X1.5WZ-<br>GASKET | . GASKET . . . . .                    | 2   |
| 17  | PAFZZ    | 4720-01-517-5421 | 04664 | 1363732                  | HOSE ASSEMBLY, NONME . . . . .        | 1   |
| 18  | PAFZZ    | 5330-01-518-2033 | 79154 | 2.0INCH07T-GASKET        | . GASKET . . . . .                    | 9   |
| 19  | PAFZZ    | 4730-01-518-1977 | 79154 | L020007PT0               | COUPLING, CLAMP, PIPE . . . . .       | 9   |
| 20  | PAFZZ    | 4720-01-517-5424 | 04664 | 1363734                  | HOSE ASSEMBLY, NONME . . . . .        | 1   |
| 21  | PAFZZ    |                  | 04664 | 1348478                  | TEE, MULTIMETERING VALVE . . . . .    | 1   |
| 22  | PAFZZ    |                  | 04664 | 1336210                  | ELBOW, FOAM SYSTEM . . . . .          | 1   |
| 23  | PAFZZ    | 4820-01-518-2434 | 20266 | UR-20-1.5 ZZA            | VALVE, REGULATING, FL 1.5 IN. . . . . | 2   |
| 24  | PAFZZ    | 4730-00-542-4658 | 21450 | 501191                   | NIPPLE, PIPE 1.5 IN. . . . .          | 1   |
| 25  | PAFZZ    |                  | 05646 | 3220-8009-5              | EDUCTOR . . . . .                     | 1   |
| 26  | PAFZZ    |                  | 04664 | 1336211                  | ELBOW, EDUCTOR WATER . . . . .        | 1   |
| 27  | PAFZZ    | 4720-01-517-5419 | 04664 | 1363729                  | HOSE ASSEMBLY, NONME . . . . .        | 1   |
| 28  | PAFZZ    | 4720-01-517-5417 | 04664 | 1363713                  | HOSE ASSEMBLY, NONME . . . . .        | 1   |
| 29  | PAFZZ    |                  | 04664 | 1358080                  | PIPE, ELBOW, 1.0" . . . . .           | 1   |
| 30  | PAFZZ    |                  | 04664 | 1336203                  | PIPE, FOAM SUPPLY . . . . .           | 1   |
| 31  | PAFZZ    |                  | 04664 | 51-2865                  | COUPLING, PIPE . . . . .              | 3   |
| 32  | PAFZZ    | 5330-01-518-2027 | 79154 | G014077LT0               | GASKET . . . . .                      | 9   |
| 33  | PAFZZ    | 4730-01-518-1972 | 79154 | 1.5INCH07T               | COUPLING, CLAMP, PIPE . . . . .       | 6   |

| (1)      | (2)      | (3)              | (4)   | (5)          | (6)                                   | (7) |
|----------|----------|------------------|-------|--------------|---------------------------------------|-----|
| ITEM NO. | SMR CODE | NSN              | CAGEC | PART NUMBER  | DESCRIPTION AND USABLE ON CODES (UOC) | QTY |
| 34       | PAFZZ    | 4820-01-517-5333 | 04664 | 1332091-0150 | VALVE,BALL.....                       | 1   |
| 35       | PAFZZ    | 4820-01-517-5336 | 04664 | 1332091-0200 | VALVE,BALL.....                       | 1   |
| 36       | PAFZZ    |                  | 04664 | 1348554      | PIPE,ELBOW,2".....                    | 1   |
| 37       | PAFZZ    |                  | 04664 | 1331462-0013 | VALVE,CHECK.....                      | 1   |
| 38       | PAFZZ    |                  | 04664 | 1348486      | PIPE,FOAM "A" SUPPLY.....             | 1   |
| 39       | PAFZZ    |                  | 04664 | 51-6029-0150 | COUPLING,CLAMP PIPE.....              | 6   |
| 40       | PAFZZ    |                  | 04664 | 1331462-0001 | VALVE,CHECK.....                      | 1   |
| 41       | PAFZZ    |                  | 04664 | 1348553      | PIPE,ELBOW,1.5".....                  | 1   |
| 42       | PAFZZ    |                  | 04664 | 1348485      | PIPE,MANUAL METERING VALVE.....       | 2   |

END OF FIGURE





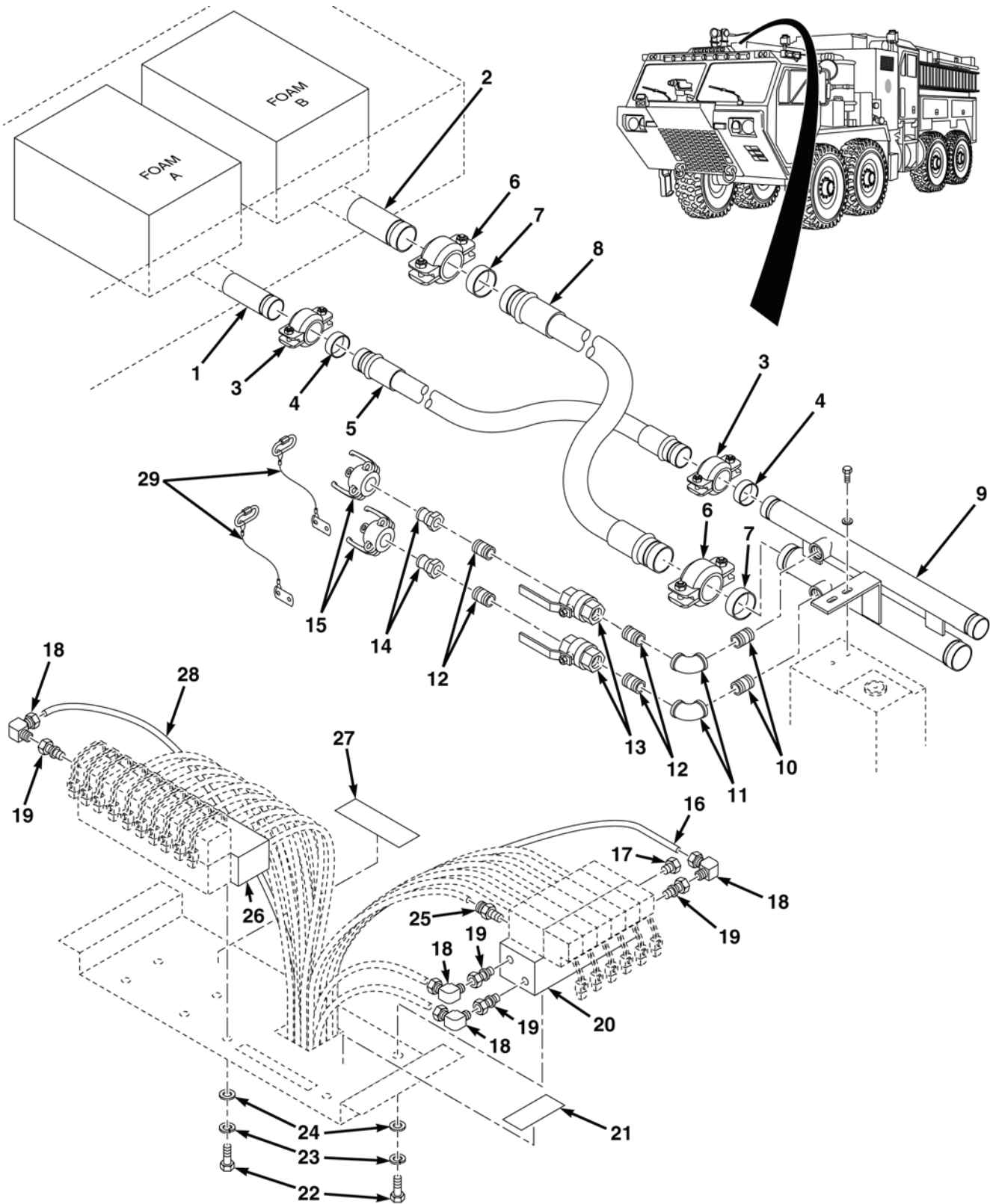


FIG. 48 FOAM SYSTEM CONNECTORS/CONTROLS

| (1)   | (2)      | (3)              | (4)   | (5)               | (6)  | (7) |
|---|----------|------------------|-------|-------------------|--|-----|
| ITEM NO.  | SMR CODE | NSN              | CAGEC | PART NUMBER       | DESCRIPTION AND USABLE ON CODES (UOC)  | QTY |
| GROUP 7612 FOAM TANK ASSEMBLY<br>FIG. 48 FOAM SYSTEM<br>CONNECTORS/CONTROLS |          |                  |       |                   |  |     |
| 1   | PAFZZ    |                  | 04664 | 53-9338-0136      | FITTING,GROOVED .....  | 1   |
| 2   | PAFZZ    |                  | 04664 | 53-9338-0136      | FITTING,GROOVED .....  | 1   |
| 3   | PAFZZ    | 4730-01-518-1972 | 79154 | 1.5INCH07T        | COUPLING,CLAMP,PIPE STYLE 07 .....   | 2   |
| 4   | PAFZZ    | 5330-01-518-2027 | 79154 | G014077LT0        | GASKET.....  | 2   |
| 5   | PAFZZ    | 4720-01-517-5440 | 04664 | 1363715           | HOSE ASSEMBLY,NONME.....   | 1   |
| 6   | PAFZZ    | 4730-01-518-1977 | 79154 | L020007PT0        | COUPLING,CLAMP,PIPE STYLE 07 X 2.....  | 2   |
| 7   | PAFZZ    | 5330-01-518-2033 | 79154 | 2.0INCH07T-GASKET | GASKET.....  | 2   |
| 8   | PAFZZ    | 4720-01-517-5441 | 04664 | 1363724           | HOSE ASSEMBLY,NONME.....   | 1   |
| 9   | PAFZZ    |                  | 04664 | 1348479           | PIPE,FOAM TANK DRAIN .....   | 1   |
| 10  | PAFZZ    | 4730-01-305-8661 | 39428 | 4830K223          | NIPPLE,PIPE.....   | 2   |
| 11  | PAFZZ    | 4730-01-300-4090 | 39428 | 4464K15           | ELBOW,PIPE.....  | 2   |
| 12  | PAFZZ    | 4730-01-282-1695 | 39428 | 4830K261          | NIPPLE,PIPE.....   | 4   |
| 13  | PAFZZ    | 4820-01-517-9786 | 72219 | 70-105-27         | VALVE,BALL .....   | 2   |
| 14  | PAFZZ    | 4730-01-517-9028 | 04664 | 1187755           | ADAPTER,STRAIGHT,PI 1 IN.<br>FNPT X 1 IN. LG. ....                                   | 2   |
| 15  | PAFZZ    | 5340-01-517-3695 | 04664 | 1187757           | CAP,PROTECTIVE,DUST 1 IN. LG.....  | 2   |
| 16  | MFFZZ    |                  | 04664 | 1111827-0001-360  | TUBING,NONMETALLIC MAKE FROM<br>P/N PFT-4A-RED,CAGE 61424,APPROX<br>360 IN. LG. .... | 30  |
| 17  | PAFZZ    | 5365-01-251-2034 | 96906 | MS51518B6         | PLUG,MACHINE THREAD .....  | 2   |
| 18  | PAFZZ    | 4730-01-055-4013 | 93061 | 269NTA-4-2        | ELBOW,PIPE TO TUBE.....  | 6   |
| 19  | PAFZZ    | 4730-01-096-9398 | 93061 | 68NTA-4-6         | ADAPTER,STRAIGHT,PI PIPE TO TUBE   | 6   |
| 20  | PAFZZ    | 4810-01-517-8579 | 1ET59 | 203031201-60      | VALVE ASSEMBLY,MANI .....  | 1   |
| 21  | PAFZZ    |                  | 04664 | 1365726           | TAG,AIR MANIFOLD .....   | 1   |
| 22  | PAFZZ    | 5305-00-068-0502 | 80205 | MS90725-6         | SCREW,CAP,HEXAGON 1/4-20 X 3/4. ...  | 7   |
| 23  | PAFZZ    | 5310-00-883-9417 | 80205 | MS35338-158       | WASHER,LOCK 1/4.....   | 7   |
| 24  | PAFZZ    | 5310-00-823-8804 | 96906 | MS27183-9         | WASHER,FLAT 1/4 .....  | 14  |
| 25  | PAFZZ    | 4730-01-521-2609 | 93061 | 68PMT-4-6         | ADAPTER,STRAIGHT,PI.....   | 32  |
| 26  | PAFZZ    | 4810-01-517-8582 | 1ET59 | 203031202-60      | VALVE ASSEMBLY,MANI .....  | 1   |
| 27  | PAFZZ    |                  | 04664 | 1365723           | TAG,AIR MANIFOLD .....   | 1   |
| 28  | MFFZZ    |                  | 04664 | 1111827-0002-360  | TUBING,NONMETALLIC MAKE FROM<br>P/N PFT-4A-BLU,CAGE 98441,APPROX<br>360 IN. LG. .... | 30  |
| 29  | PAFZZ    | 4010-01-518-1029 | 04664 | 1364913           | WIRE ROPE ASSEMBLY .....   | 2   |

END OF FIGURE

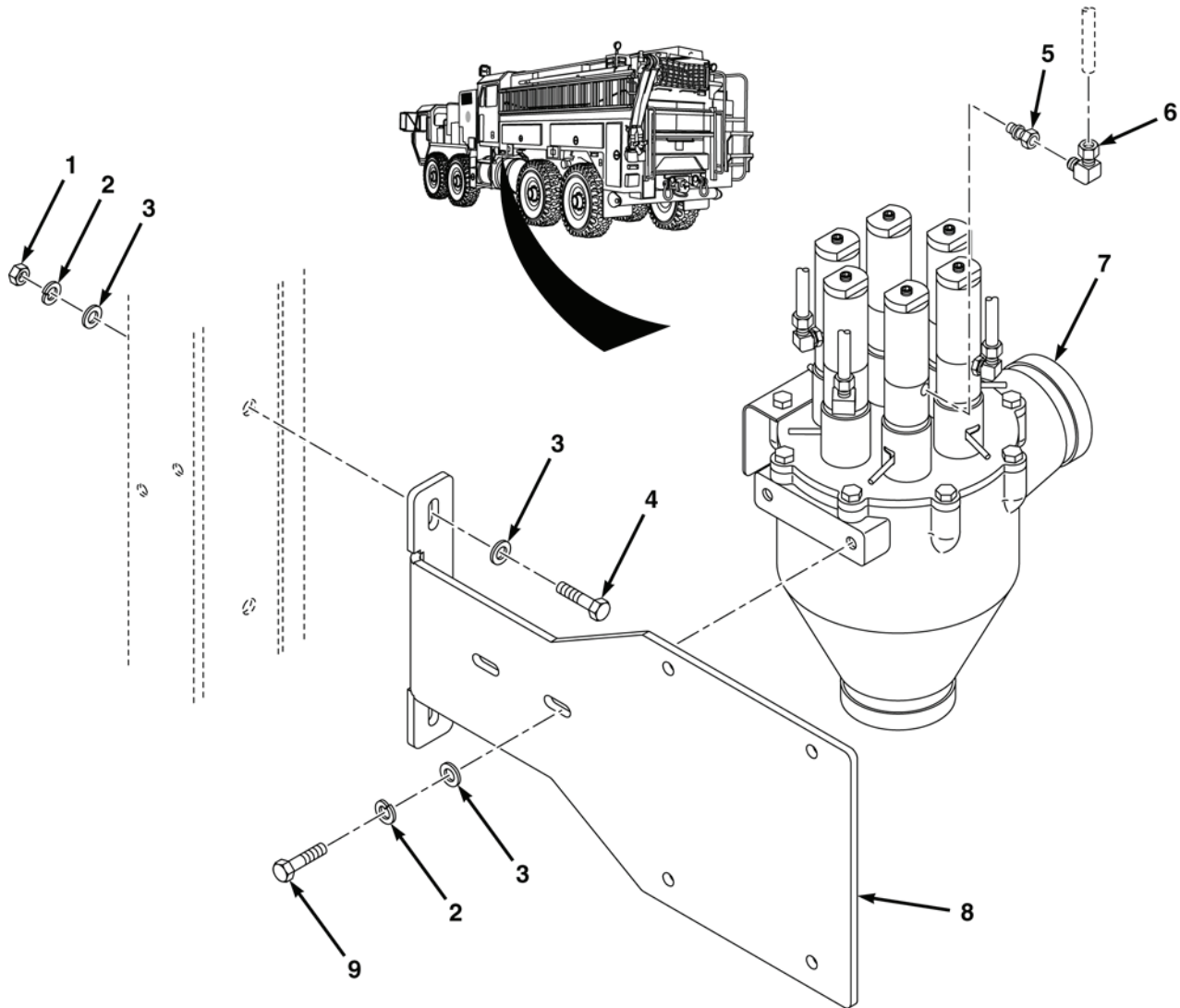


FIG. 49 MULTI-METERING VALVE

| (1)      | (2)      | (3)              | (4)   | (5)             | (6)   | (7) |
|----------|----------|------------------|-------|-----------------|---|-----|
| ITEM NO. | SMR CODE | NSN              | CAGEC | PART NUMBER     | DESCRIPTION AND USABLE ON CODES (UOC)                         | QTY |
|          |          |                  |       |                 | GROUP 7612 FOAM TANK ASSEMBLY<br>FIG. 49 MULTI-METERING VALVE |     |
| 1        | PAFZZ    | 5310-01-054-4644 | 06032 | 2100-0123-001   | NUT,PLAIN,HEXAGON 3/8-16. ....                                | 2   |
| 2        | PAFZZ    | 5310-00-926-5877 | 96906 | MS35338-160     | WASHER,LOCK 3/8. ....   | 4   |
| 3        | PAFZZ    | 5310-00-087-7493 | 96906 | MS27183-13      | WASHER,FLAT 3/8 . ....  | 6   |
| 4        | PAFZZ    | 5305-00-543-2419 | 80204 | B1821BH038C113N | SCREW,CAP,HEXAGON HEAD,<br>3/8-16 X 1 1/8. ....               | 2   |
| 5        | PAFZZ    | 4730-01-096-9398 | 93061 | 68NTA-4-6       | ADAPTER,STRAIGHT,PI PIPE TO TUBE                              | 6   |
| 6        | PAFZZ    | 4730-01-055-4013 | 93061 | 269NTA-4-2      | ELBOW,PIPE TO TUBE. ....                                      | 6   |
| 7        | PAFZZ    | 4820-01-499-6221 | 11939 | 3233-9168-8     | VALVE,BALL . ....   | 1   |
| 8        | PFFZZ    |                  | 04664 | 1321670         | BRACKET,MOUNTING MULTI<br>METERING VALVE . ....               | 1   |
| 9        | PAFZZ    | 5305-00-071-2511 | 80204 | B1821BH025C200N | SCREW,CAP,HEXAGON HEAD,<br>1/4-20 X 2. ....                   | 2   |
|          |          |                  |       |                 | <b>END OF FIGURE</b>  |     |

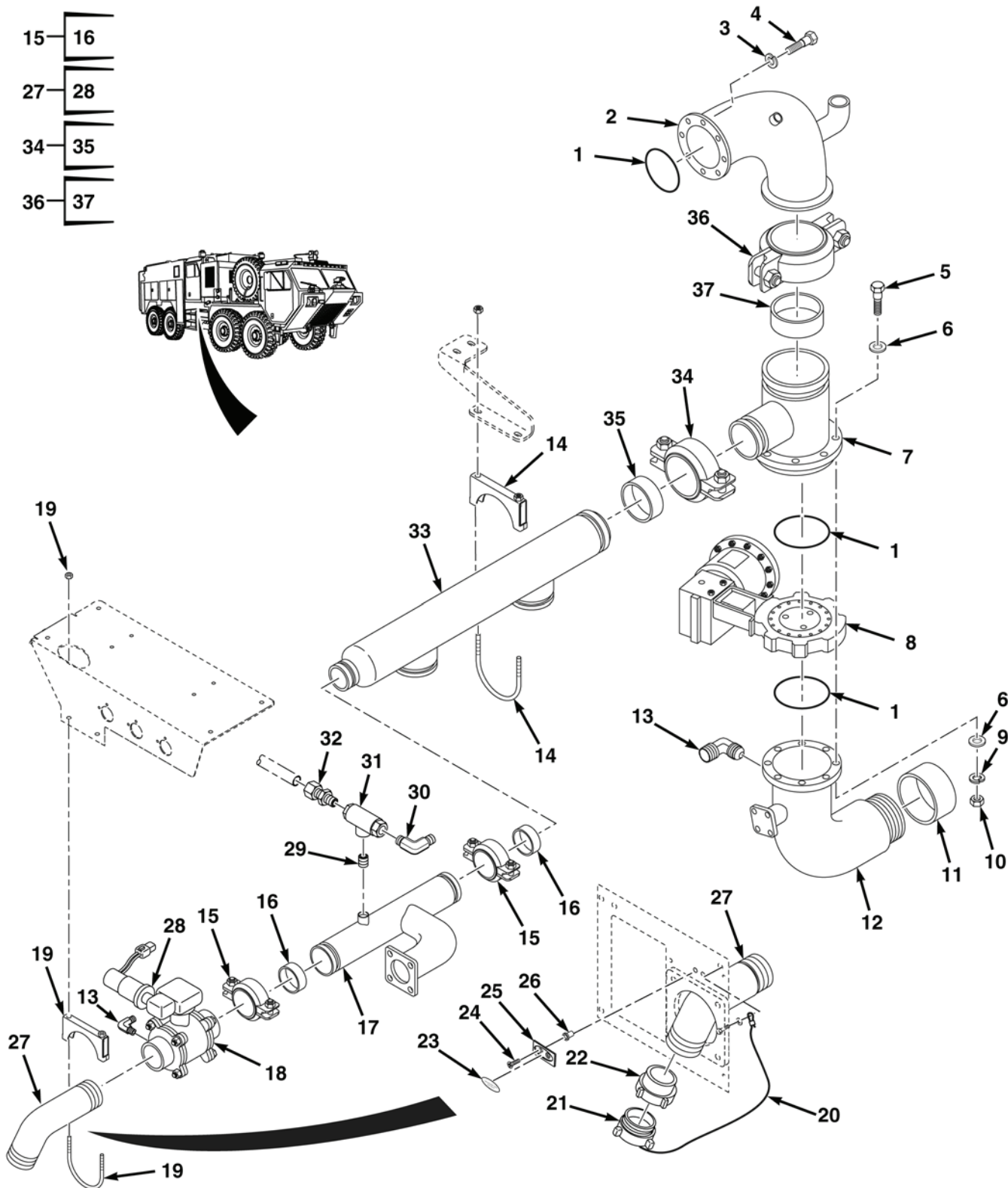


FIG. 50 MAIN AND AUXILIARY INTAKE VALVES

| (1)   | (2)      | (3)              | (4)   | (5)                     | (6)   | (7) |
|---|----------|------------------|-------|-------------------------|---|-----|
| ITEM NO.  | SMR CODE | NSN              | CAGEC | PART NUMBER             | DESCRIPTION AND USABLE ON CODES (UOC)                 | QTY |
| GROUP 7613 WATER TANK ASSEMBLY<br>FIG. 50 MAIN AND AUXILIARY<br>INTAKE VALVES |          |                  |       |                         |   |     |
| 1   | PAFZZ    | 5330-01-517-3338 | 80712 | 613019060               | GASKET. . . . .                                       | 3   |
| 2   | PAFZZ    |                  | 04664 | 1336205                 | PIPE,SUCTION MANIFO. . . . .                          | 1   |
| 3   | PAFZZ    | 5310-00-926-5877 | 96906 | MS35338-160             | WASHER,LOCK 3/8. . . . .                              | 8   |
| 4   | PAFZZ    | 5305-00-725-2317 | 80204 | B1821BH038C150N         | SCREW,CAP,HEXAGON HEAD,<br>3/8-16 X 1 1/2. . . . .    | 8   |
| 5   | PAFZZ    | 5305-00-947-4364 | 80204 | B1821BH075C600N         | SCREW,CAP,HEXAGON HEAD,<br>3/4-10 X 6                 | 8   |
| 6   | PAFZZ    | 5310-01-251-2925 | 96906 | MS51412-14              | WASHER,FLAT 27/32 . . . . .                           | 16  |
| 7   | PAFZZ    |                  | 04664 | 1336206                 | FLANGE,MAIN INLET . . . . .                           | 1   |
| 8   | PAFZZ    | 4810-01-517-5342 | 04664 | 1347923                 | VALVE,BUTTERFLY . . . . .                             | 1   |
| 9   | PAFZZ    | 5310-00-584-7888 | 96906 | MS35338-51              | WASHER,LOCK 3/4. . . . .                              | 8   |
| 10  | PAFZZ    | 5310-00-768-0321 | 96906 | MS51971-5               | NUT,PLAIN,HEXAGON 1/2-13. . . . .                     | 8   |
| 11  | PAFZZ    | 5340-01-517-3347 | 8T694 | SC50                    | CAP,PROTECTIVE,DUST . . . . .                         | 1   |
| 12  | PAFZZ    |                  | 04664 | 1336207                 | ELBOW,MAIN INLET . . . . .                            | 1   |
| 13  | PAFZZ    | 4730-01-254-1251 | 30780 | 12 CTX-B                | ELBOW,PIPE TO TUBE. . . . .                           | 2   |
| 14  | PAFZZ    | 5340-01-517-3685 | 96566 | 139350-00               | CLEVIS AND U-BOLT 3 1/2. . . . .                      | 2   |
| 15  | PAFZZ    | 4730-01-518-5402 | 79154 | 2.5INCH07T              | COUPLING,CLAMP,PIPE STYLE 07 . . . .                  | 2   |
| 16  | PAFZZ    | 5330-01-518-2080 | 79154 | 2.5INCH07T-GASKET       | GASKET. . . . .                                       | 2   |
| 17  | PAFZZ    |                  | 04664 | 1336201                 | PIPE,AUXILIARY INLE . . . . .                         | 1   |
| 18  | PAFZZ    | 4810-01-517-4985 | 00912 | 1348169                 | VALVE,BALL . . . . .                                  | 1   |
| 19  | PAFZZ    | 5340-01-517-3680 | 96566 | 139275-00               | CLAMP,LOOP . . . . .                                  | 1   |
| 20  | PAFZZ    | 4010-01-518-1033 | 04664 | 1364915                 | WIRE ROPE ASSEMBLY . . . . .                          | 1   |
| 21  | PAFZZ    | 4210-00-160-9855 | 00912 | 2AB65                   | PLUG,HOSE W/CHAIN . . . . .                           | 1   |
| 22  | PAFZZ    | 4210-01-418-2155 | 00912 | 338-1.5 X 1.5<br>CHROME | ADAPTER,STRAIGHT PIPE TO HOSE,<br>W/STRAINER. . . . . | 1   |
| 23  | PAFZZ    |                  | 1JWQ8 | 1098112-0003            | TAG-O,AUXILIARY INL SIDE AUX. INLET                   | 1   |
| 24  | PAFZZ    | 5305-00-052-6872 | 80205 | MS24627-49              | SCREW,TAPPING 10-24 X 5/8 . . . . .                   | 2   |
| 25  | PAFZZ    | 2590-01-517-3439 | 04664 | 1091733-0014            | BEZEL,AUTOMOTIVE BLACK . . . . .                      | 1   |
| 26  | PAFZZ    | 5325-01-411-0066 | 78276 | ALS4-1024-130           | INSERT,SCREW THREAD 10-24 . . . . .                   | 2   |
| 27  | PAFZZ    |                  | 04664 | 1351261                 | PIPE,AUX INLET AFTER VALVE. . . . .                   | 1   |
| 28  | PAFZZ    | 6105-01-521-8367 | 00912 | 7-31-084                | . MOTOR,DIRECT CURREN. . . . .                        | 1   |
| 29  | PAFZZ    | 4730-01-295-3763 | 39428 | 4830K131                | NIPPLE,PIPE . . . . .                                 | 1   |
| 30  | PAFZZ    | 4730-00-877-8997 | 96906 | MS51504A4-4             | ELBOW,PIPE TO TUBE. . . . .                           | 1   |
| 31  | PAFZZ    | 4730-00-504-1908 | 39428 | 4429K251                | TEE,PIPE . . . . .                                    | 1   |
| 32  | PAFZZ    | 4730-01-091-9212 | 93061 | 68NTA-4-4               | ADAPTER,STRAIGHT PIPE TO TUBE . .                     | 1   |

| (1)      | (2)      | (3)              | (4)   | (5)               | (6)                                   | (7) |
|----------|----------|------------------|-------|-------------------|---------------------------------------|-----|
| ITEM NO. | SMR CODE | NSN              | CAGEC | PART NUMBER       | DESCRIPTION AND USABLE ON CODES (UOC) | QTY |
| 33       | PAFZZ    |                  | 04664 | 1336200           | MANIFOLD,INLET .....                  | 1   |
| 34       | PAFZZ    | 4730-01-518-1974 | 79154 | 3.0INCH07T        | COUPLING,CLAMP,PIPE STYLE 07 X 3 .    | 1   |
| 35       | PAFZZ    | 5330-01-518-2030 | 79154 | 3.0INCH07T-GASKET | . GASKET .....                        | 1   |
| 36       | PAFZZ    | 4730-01-518-1984 | 79154 | 6.0INCH07T        | COUPLING,CLAMP,PIPE STYLE 77 X 6 .    | 1   |
| 37       | PAFZZ    | 5330-01-381-9650 | 79154 | G-060-077-0E0     | . GASKET .....                        | 1   |

END OF FIGURE





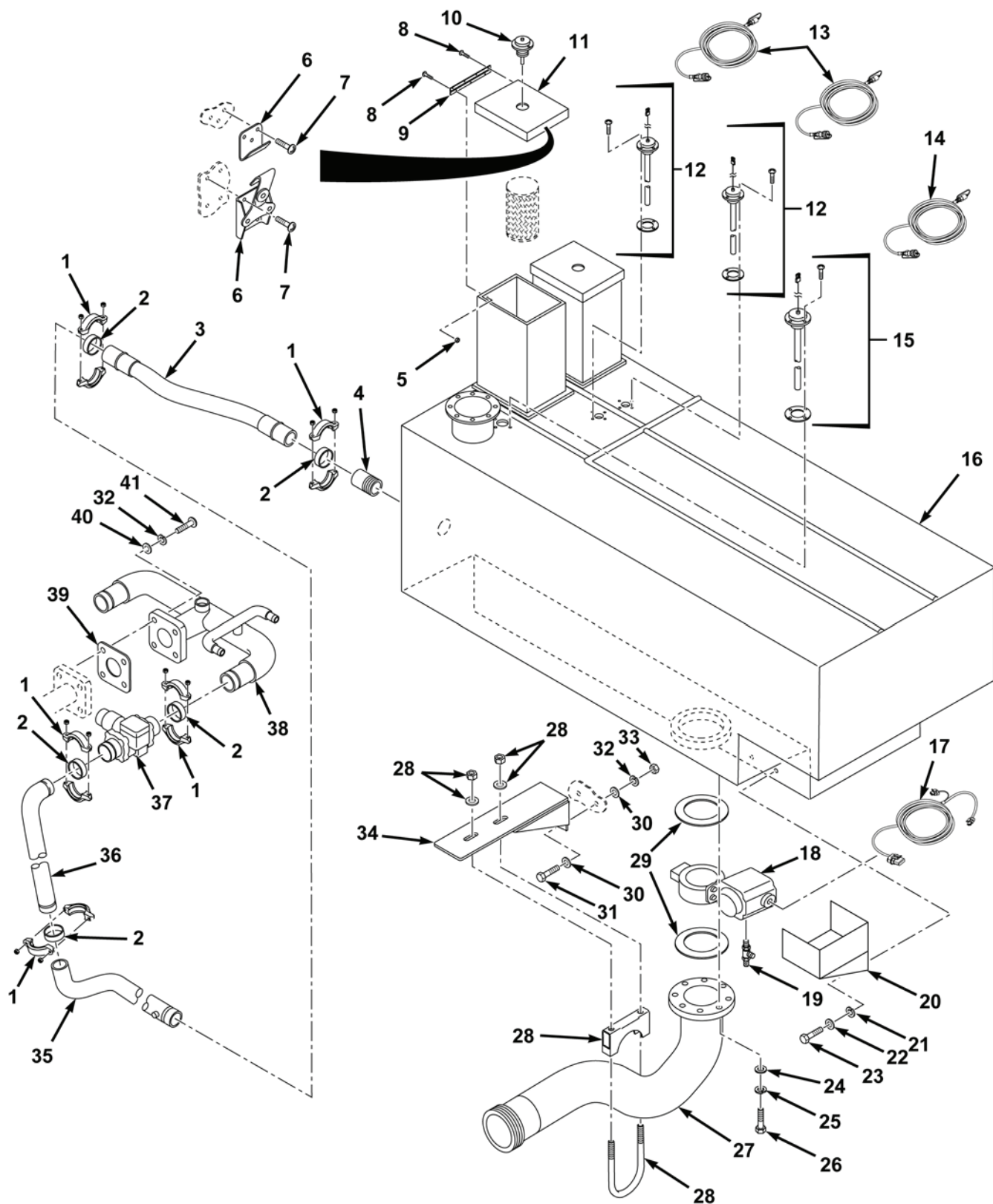


FIG. 51 WATER TANK ASSEMBLY

| (1)      | (2)      | (3)              | (4)   | (5)                      | (6)   | (7) |
|----------|----------|------------------|-------|--------------------------|---|-----|
| ITEM NO. | SMR CODE | NSN              | CAGEC | PART NUMBER              | DESCRIPTION AND USABLE ON CODES (UOC)                         | QTY |
|          |          |                  |       |                          | GROUP 7613 WATER TANK ASSEMBLY<br>FIG. 51 WATER TANK ASSEMBLY |     |
| 1        | PAFZZ    | 4730-01-518-1977 | 79154 | L020007PT0               | COUPLING,CLAMP,PIPE STYLE 07 X 2.                             | 5   |
| 2        | PAFZZ    | 5330-01-518-2033 | 79154 | 2.0INCH07T-GASKET        | GASKET. ....  | 5   |
| 3        | PAFZZ    | 4720-01-517-5442 | 04664 | 1363737                  | HOSE ASSEMBLY,NONME. ....                                     | 1   |
| 4        | PAFZZ    |                  | 04664 | 53-9338-0136             | NIPPLE,PIPE. ....   | 1   |
| 5        | PAFZZ    | 5310-01-067-8396 | 81580 | 104066                   | NUT,LOCK 1/4-20. ....   | 8   |
| 6        | PAFZZ    | 5340-01-441-2099 | 94222 | K5-2856-52               | CATCH,CLAMPING. ....  | 2   |
| 7        | PAFZZ    | 5305-00-855-0957 | 45152 | 2477HX                   | SCREW,TAPPING. ....   | 14  |
| 8        | PAFZZ    | 5305-00-984-6210 | 80205 | MS35206-263              | SCREW,MACHINE 10-24 X 5/8. ....                               | 8   |
| 9        | PBFZZ    |                  | 0F8J8 | 824-0102                 | HINGE,BUTT ACCESS DOOR. ....                                  | 2   |
| 10       | PAFZZ    | 4930-01-517-5815 | 0BT82 | 1655-200809              | VENT UNIT,RELIEF LOW PROFILE. ....                            | 2   |
| 11       | PAFZZ    |                  | 0F8J8 | 824-0004                 | LID,VENT. ....  | 2   |
| 12       | PAFZZ    | 6680-01-518-0987 | 04664 | 60-9141-0003             | TRANSMITTER,LIQUID. ....                                      | 2   |
| 13       | PAFZZ    |                  | 04664 | 60-9133-0008             | CABLE,EXTENSION.FOAM LEVEL,IC. ....                           | 2   |
| 14       | PAFZZ    |                  | 04664 | 60-9136-0003             | CABLE,WATER/FOAM LEVEL,IC. ....                               | 1   |
| 15       | PAFZZ    | 6680-01-518-1010 | 04664 | 60-9139-0034             | TRANSMITTER,LIQUID. ....                                      | 1   |
| 16       | PAFZZ    |                  | 04664 | 1136411                  | TANK ASSEMBLY WATER AND FOAM. ....                            | 1   |
| 17       | PAFZZ    |                  | 04664 | 1449701                  | HARNESS,TFFT,VALVE CONTROL. ....                              | 1   |
| 18       | PAFZZ    |                  | 7Y297 | 815W-17-22HBTT/<br>Q2406 | VALVE,BUTTERFLY,ELECTRIC. ....                                | 1   |
| 19       | PAFZZ    | 4820-01-422-5556 | 19541 | FCP2                     | VALVE,FLOW CONTROL. ....                                      | 2   |
| 20       | PAFZZ    |                  | 04664 | 1321672                  | GUARD,TANKFILL. ....  | 1   |
| 21       | PAFZZ    | 5310-00-584-5272 | 80205 | MS35338-48               | WASHER,LOCK 1/2. ....   | 2   |
| 22       | PAFZZ    | 5310-00-809-5997 | 96906 | MS27183-17               | WASHER,FLAT 1/2. ....   | 2   |
| 23       | PAFZZ    | 5305-00-732-0512 | 80204 | B1821BH050C075N          | SCREW,CAP,HEXAGON HEAD,<br>1/2-13 X 3/4. ....                 | 2   |
| 24       | PAFZZ    | 5310-00-823-8803 | 96906 | MS27183-21               | WASHER,FLAT 5/8. ....   | 8   |
| 25       | PAFZZ    | 5310-00-820-6653 | 80205 | MS35338-50               | WASHER,LOCK 5/8. ....   | 8   |
| 26       | PAFZZ    | 5305-00-724-7220 | 80204 | B1821BH063C150N          | SCREW,CAP,HEXAGON HEAD,<br>5/8-12 X 1 1/2. ....               | 8   |
| 27       | PAFZZ    |                  | 04664 | 1348487                  | PIPE,DIRECT TANK FILL. ....                                   | 1   |
| 28       | PAFZZ    | 5340-01-013-9392 | 14934 | U450                     | CLAMP,LOOP 4 1/2. ....  | 1   |
| 29       | PAFZZ    | 5330-01-517-3338 | 80712 | 613019060                | GASKET. ....  | 2   |
| 30       | PAFZZ    | 5310-00-809-3078 | 96906 | MS27183-11               | WASHER,FLAT 5/16. ....  | 4   |
| 31       | PAFZZ    | 5306-00-637-9675 | 96906 | MS35307-332              | BOLT,MACHINE 5/16-18 X 3/4. ....                              | 2   |
| 32       | PAFZZ    | 5310-00-926-5877 | 96906 | MS35338-160              | WASHER,LOCK 3/8. ....   | 6   |

| (1)      | (2)      | (3)              | (4)   | (5)             | (6)  | (7) |
|----------|----------|------------------|-------|-----------------|--|-----|
| ITEM NO. | SMR CODE | NSN              | CAGEC | PART NUMBER     | DESCRIPTION AND USABLE ON CODES (UOC)          | QTY |
| 33       | PAFZZ    | 5310-01-054-4644 | 06032 | 2100-0123-001   | NUT,PLAIN,HEXAGON 3/8-16.....                  | 2   |
| 34       | PFFZZ    |                  | 04664 | 1356158         | BRACKET,MOUNTING .....                         | 1   |
| 35       | PAFZZ    |                  | 04664 | 1348550         | PIPE,TANK FILL BEFORE HOSE .....               | 1   |
| 36       | PAFZZ    |                  | 04664 | 1336209         | PIPE,TANK FILL,AFTE.....                       | 1   |
| 37       | PAFZZ    | 4810-01-521-0501 | 04664 | 1348163         | BALL,VALVE,PORTED.....                         | 1   |
| 38       | PAFZZ    |                  | 04664 | 1336202         | PIPE,AUXILIARY FOAM .....                      | 1   |
| 39       | PAFZZ    |                  | 04664 | 51-1078         | GASKET SIDE DISCHARGE.....                     | 1   |
| 40       | PAFZZ    | 5310-00-087-7493 | 96906 | MS27183-13      | WASHER,FLAT 3/8 .....                          | 4   |
| 41       | PAFZZ    | 5305-00-725-2317 | 80204 | B1821BH038C150N | SCREW,CAP,HEXAGON HEAD,<br>3/8-16 X 1 1/2..... | 4   |

END OF FIGURE



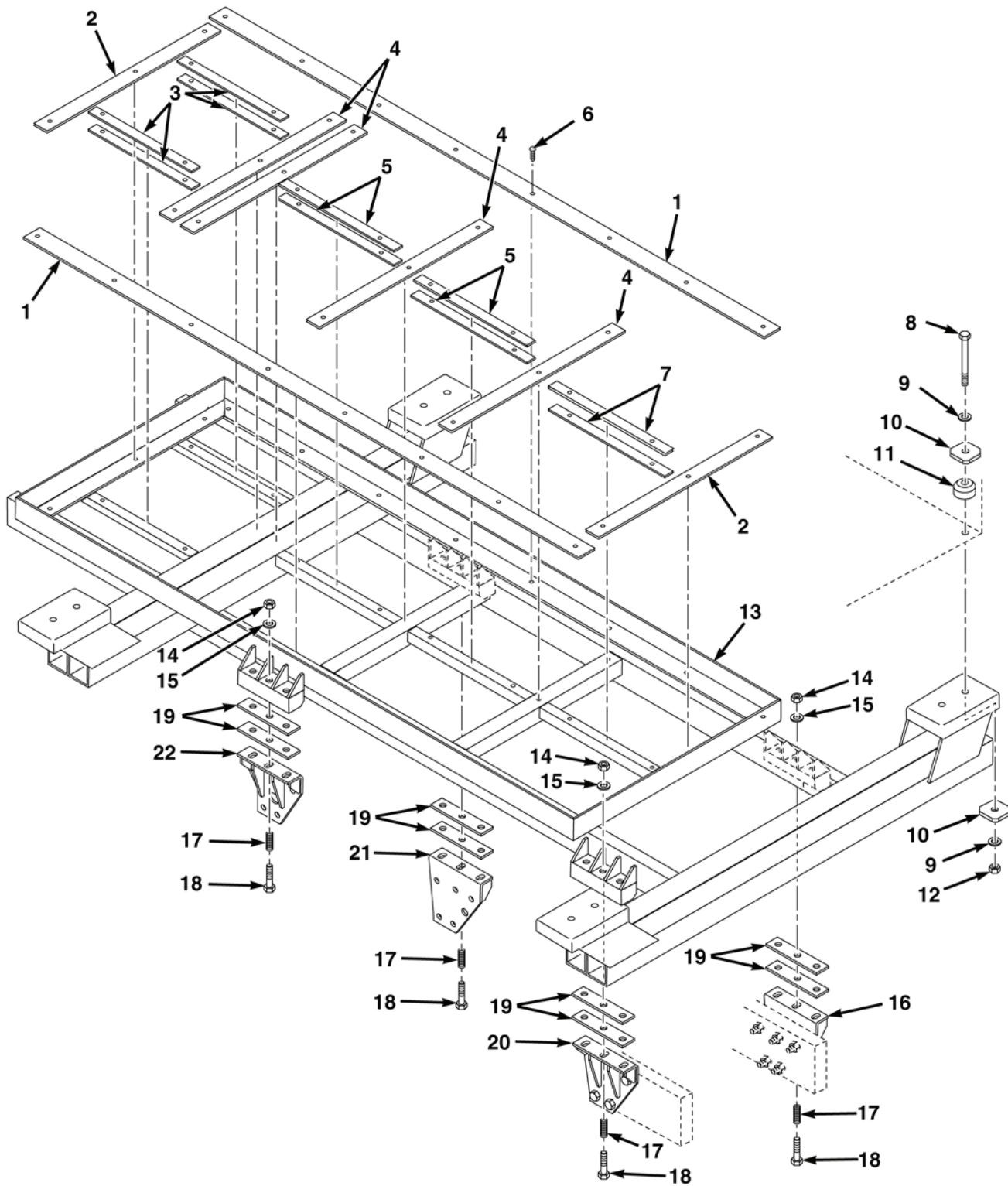


FIG. 52 TANK AND BODY CRADLE MOUNTING INSTALLATION

| (1)   | (2)      | (3)              | (4)   | (5)             | (6)  | (7) |
|---|----------|------------------|-------|-----------------|--|-----|
| ITEM NO.  | SMR CODE | NSN              | CAGEC | PART NUMBER     | DESCRIPTION AND USABLE ON CODES (UOC)                                      | QTY |
| GROUP 7613 WATER TANK ASSEMBLY<br>FIG. 52 TANK AND BODY CRADLE<br>MOUNTING INSTALLATION |          |                  |       |                 |  |     |
| 1   | MFFZZ    |                  | 04664 | 943125-108      | STRIP,RUBBER MAKE FROM P/N SK60-16X3X50,CAGE 0ABC1,APPROX 108 IN. LG. .... | 2   |
| 2   | MFFZZ    |                  | 04664 | 943125-34       | STRIP,RUBBER MAKE FROM P/N SK60-16X3X50,CAGE 0ABC1,APPROX 34 IN. LG. ....  | 2   |
| 3   | PAFZZ    |                  | 04664 | 1370695-01950   | STRIP,RUBBER. ....   | 2   |
| 4   | MFFZZ    |                  | 04664 | 943057-34       | STRIP,RUBBER MAKE FROM P/N SK60-24X3X50,CAGE 0ABC1,APPROX 34 IN. LG. ....  | 4   |
| 5   | PAFZZ    |                  | 04664 | 1370695-02300   | STRIP,RUBBER. ....   | 2   |
| 6   | PAFZZ    | 5305-00-052-6878 | 80205 | MS24627-54      | SCREW,TAPPING ....   | 44  |
| 7   | PAFZZ    |                  | 04664 | 1370695-02150   | STRIP,RUBBER. ....   | 1   |
| 8   | PAFZZ    | 5305-01-195-5050 | 80204 | B1821BH088C500N | SCREW,CAP,HEXAGON HEAD,7/8-9 X 5   | 8   |
| 9   | PAFZZ    | 5310-00-809-8540 | 96906 | MS27183-25      | WASHER,FLAT 7/8 ....   | 16  |
| 10  | PAFZZ    | 5310-01-517-9889 | 04664 | 42-7037         | WASHER,FLAT 15/16 ....   | 16  |
| 11  | PAFZZ    | 5342-01-194-0894 | 81860 | 22004-14        | MOUNT,RESILIENT WEAPON SYSTEM  | 8   |
| 12  | PAFZZ    | 5310-01-462-6244 | 81349 | M45913/2-14CG5C | NUT,SELF-LOCKING 7/8-9 ....  | 8   |
| 13  | PFFZZ    |                  | 04664 | 1136260         | CRADLE,TANK AND BOD. ....  | 1   |
| 14  | PAFZZ    | 5310-00-269-4040 | 81349 | M45913/1-10CG5C | NUT,SELF-LOCKING,HE 5/8-11 ....  | 12  |
| 15  | PAFZZ    | 5310-00-823-8803 | 96906 | MS27183-21      | WASHER,FLAT 5/8 ....   | 12  |
| 16  | PFFZZ    |                  | 04664 | 1136371         | BRACKET,CRADLE RH REAR ....  | 1   |
| 17  | PAFZZ    |                  | 39428 | 9584K69         | SPRING,COMPRESSION, ....   | 12  |
| 18  | PAFZZ    | 5305-00-724-6758 | 80205 | MS90725-176     | SCREW,CAP,HEXAGON HEAD, 5/8-11 X 5. ....                                   | 12  |
| 19  | PFFZZ    |                  | 04664 | 1217157         | SPACER,MOUNTING BRA WATER TANK   | 8   |
| 20  | PFFZZ    |                  | 04664 | 1136357         | BRACKET,CRADLE LH REAR ....  | 1   |
| 21  | PFFZZ    |                  | 04664 | 1136370         | BRACKET,CRADLE RH FRONT ....   | 1   |
| 22  | PFFZZ    |                  | 04664 | 1136356         | BRACKET,CRADLE LH FRONT ....   | 1   |
| <b>END OF FIGURE</b>  |          |                  |       |                 |  |     |

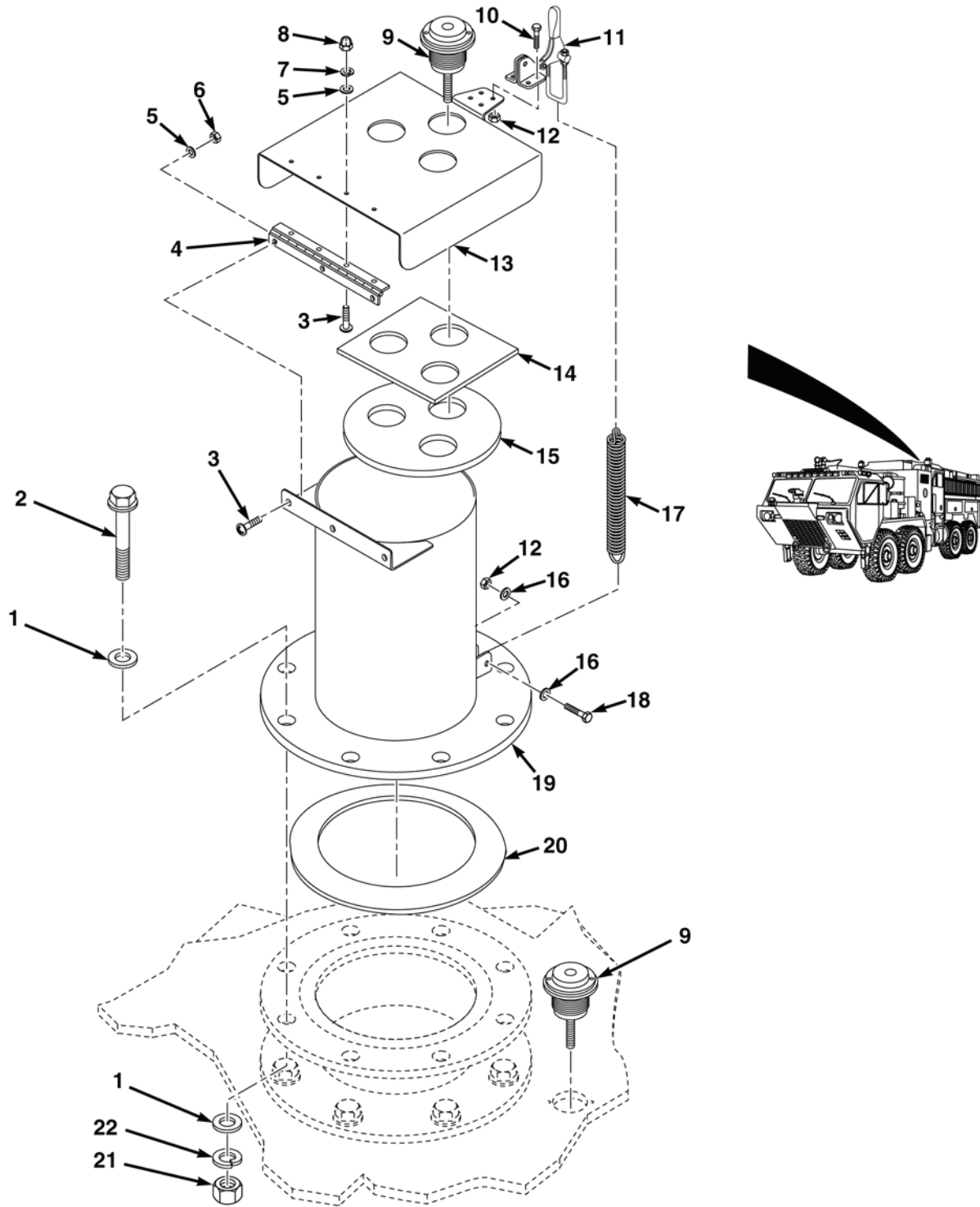


FIG. 53 TANK VENT ASSEMBLY



| (1)                            | (2)      | (3)              | (4)   | (5)             | (6)  | (7) |
|--------------------------------|----------|------------------|-------|-----------------|--|-----|
| ITEM NO.                       | SMR CODE | NSN              | CAGEC | PART NUMBER     | DESCRIPTION AND USABLE ON CODES (UOC)                  | QTY |
| GROUP 7613 WATER TANK ASSEMBLY |          |                  |       |                 |  |     |
| FIG. 53 TANK VENT ASSEMBLY     |          |                  |       |                 |  |     |
| 1                              | PAFZZ    | 5310-00-809-8533 | 96906 | MS27183-23      | WASHER,FLAT 3/4 .....                                  | 16  |
| 2                              | PAFZZ    | 5305-01-185-8668 | 45152 | 126536A         | SCREW,CAP,HEXAGON<br>.75-10NC X 3.00 IN .....          | 8   |
| 3                              | PAFZZ    | 5305-00-984-6210 | 80205 | MS35206-263     | SCREW,MACHINE 10-24 NC X 1/2. ....                     | 7   |
| 4                              | PBFZZ    |                  | 04664 | 1372276         | HINGE,COVER VENT 1.75 IN X 8.00 IN.                    | 1   |
| 5                              | PAFZZ    | 5310-01-517-2762 | 04664 | 82-1030-0019    | WASHER,FLAT #10 SS .203 ID X .44 OD                    | 7   |
| 6                              | PAFZZ    | 5310-00-436-3290 | 80205 | MS17830-010C    | NUT,SELF-LOCKING #10-24 SS.....                        | 8   |
| 7                              | PAFZZ    | 5310-00-869-9576 | 96906 | MS35338-157     | WASHER,LOCK NO. 10 .....                               | 4   |
| 8                              | PAFZZ    | 5310-01-283-4637 | 96906 | MS24679-23      | NUT,PLAIN,CAP #10-24 ACORN .....                       | 7   |
| 9                              | PAFZZ    | 4930-01-517-5815 | 0BT82 | 1655-200809     | VENT UNIT,RELIEF LOW PROFILE ....                      | 4   |
| 10                             | PAFZZ    | 5305-00-068-0502 | 80205 | MS90725-6       | SCREW,CAP,HEXAGON .25-20 X .75. . .                    | 4   |
| 11                             | PAFZZ    |                  | 04664 | 1436136         | CLAMP,TOGGLE VERTICAL U-HOOK . .                       | 1   |
| 12                             | PAFZZ    | 5310-01-066-6759 | 56878 | 21NE-040        | NUT,SELF-LOCKING .25-20NC .....                        | 5   |
| 13                             | PFFZZ    |                  | 04664 | 1435113         | TANK COVER,VENT TFFT SPRING<br>TYPE .....              | 1   |
| 14                             | PAFZZ    |                  | 04664 | 1446032         | GASKET,NEOPRENE 1/4 IN,W/<br>ADHESIVE .....            | 1   |
| 15                             | PAFZZ    |                  | 04664 | 1457169         | PLATE,TANK ADAPTER VENT,RELIEF .                       | 1   |
| 16                             | PAFZZ    | 5310-00-823-8804 | 96906 | MS27183-9       | WASHER,FLAT .25 .....                                  | 2   |
| 17                             | PAFZZ    |                  | 04664 | 1436137         | SPRING,HELICAL EXTENSION,1.44 IN<br>OD X 13 IN LG..... | 1   |
| 18                             | PAFZZ    | 5305-00-071-2514 | 80204 | B1821BH025C275N | SCREW,CAP,HEXAGON<br>.25-20NC X 2.75 IN LG .....       | 1   |
| 19                             | PAFZZ    |                  | 04664 | 1434779         | ASSY,FILL TOWER 17.50 IN LG .....                      | 1   |
| 20                             | PAFZZ    |                  | 04664 | 51-5022         | GASKET,RING 150#,8 IN,BLUEGARD . .                     | 1   |
| 21                             | PAFZZ    | 5310-00-763-8922 | 96906 | MS51967-24      | NUT,PLAIN,HEXAGON .75-10 NC G8. . .                    | 8   |
| 22                             | PAFZZ    | 5310-00-584-7888 | 96906 | MS35338-51      | WASHER,LOCK .75 IN .....                               | 8   |
| <b>END OF FIGURE</b>           |          |                  |       |                 |  |     |

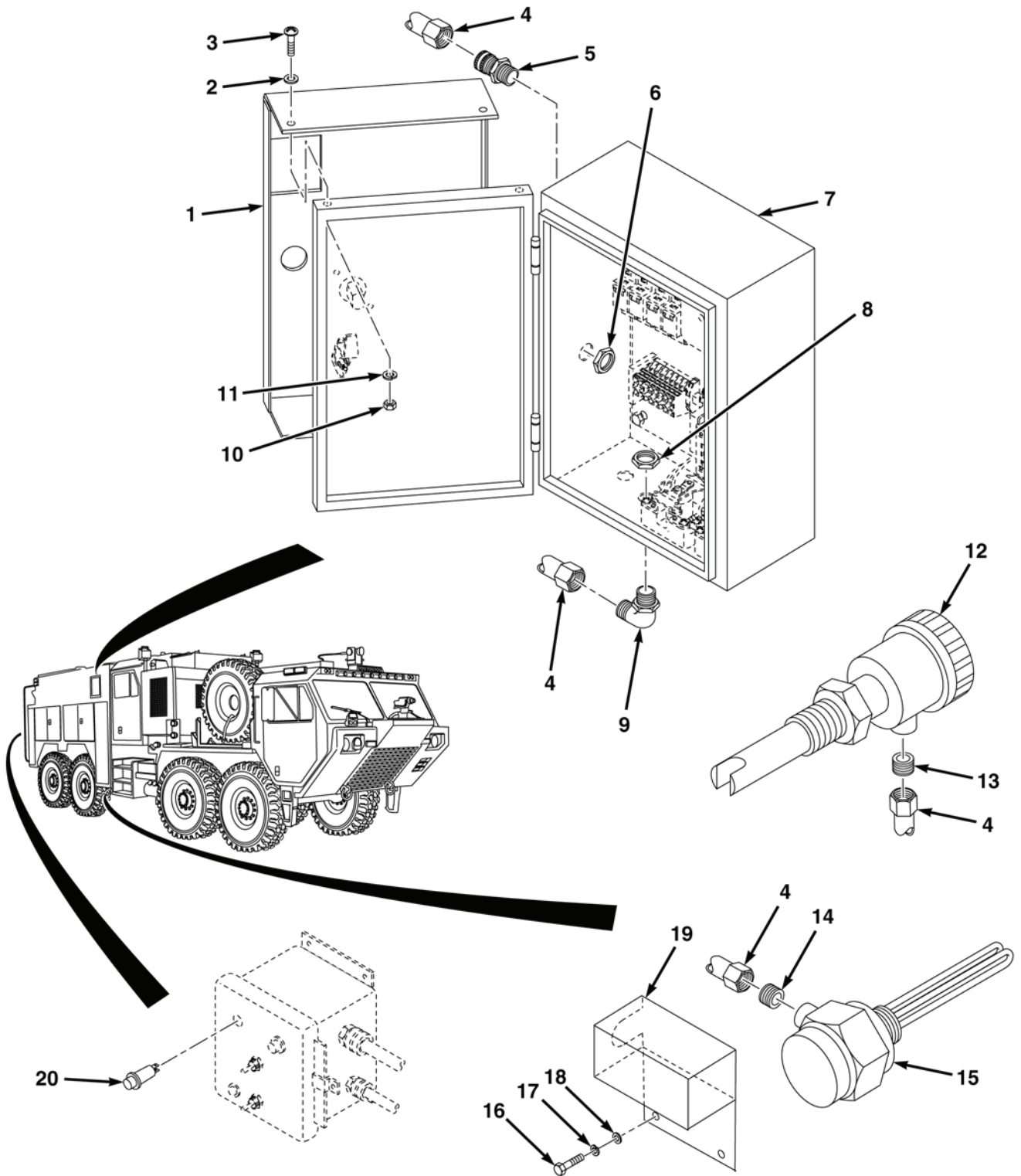


FIG. 54 WATER TANK HEATER INSTALLATION

| (1)                            | (2)      | (3)              | (4)   | (5)             | (6)  | (7) |
|--------------------------------|----------|------------------|-------|-----------------|--|-----|
| ITEM NO.                       | SMR CODE | NSN              | CAGEC | PART NUMBER     | DESCRIPTION AND USABLE ON CODES (UOC)                                  | QTY |
| GROUP 7613 WATER TANK ASSEMBLY |          |                  |       |                 |  |     |
| FIG. 54 WATER TANK HEATER      |          |                  |       |                 |  |     |
| INSTALLATION                   |          |                  |       |                 |  |     |
| 1                              | PAFZZ    |                  | 04664 | 1333182         | GUARD,ELECTRICAL BO . . . . .  | 1   |
| 2                              | PAFZZ    | 5310-00-765-3197 | 96906 | MS27183-41      | WASHER,FLAT 3/16 . . . . .   | 4   |
| 3                              | PAFZZ    | 5305-00-807-8126 | 98587 | H07-8           | SCREW,MACHINE 10-24 X 1/2. . . . .                                     | 4   |
| 4                              | MFFZZ    |                  | 04664 | 640261-720      | CONDUIT MAKE FROM P/N LQC3/8,<br>CAGE 4W026,APPROX 720 IN. LG. . . . . | 1   |
| 5                              | PAFZZ    | 5975-01-207-0229 | 81992 | SHC-1037        | BOX CONNECTOR,ELECT. . . . .   | 3   |
| 6                              | PAFZZ    | 5975-01-282-6254 | 15235 | SL2             | LOCKNUT,ELECTRICAL . . . . .   | 3   |
| 7                              | PAFZZ    |                  | 3NZK0 | MIS900          | BOX,CONTROL TANK HEATER . . . . .                                      | 1   |
| 8                              | PAFZZ    | 5975-01-164-9437 | 18192 | SL1             | LOCKNUT,ELECTRICAL . . . . .   | 3   |
| 9                              | PAFZZ    | 5975-01-464-9164 | 39428 | 7119K73         | BOX CONNECTOR,ELECT. . . . .   | 3   |
| 10                             | PAFZZ    | 5310-01-142-7049 | 45152 | 1817HX          | NUT,PLAIN,HEXAGON 10-24 . . . . .                                      | 4   |
| 11                             | PAFZZ    | 5310-00-926-5877 | 96906 | MS35338-160     | WASHER,LOCK 3/8. . . . .   | 4   |
| 12                             | PAFZZ    | 6680-01-518-1947 | 09HK6 | LL-101-211500-1 | INDICATOR,LIQUID QU QUANTITY . . . . .                                 | 1   |
| 13                             | PAFZZ    | 5975-00-242-4234 | 12570 | CP1282          | ADAPTER,ELECTRICAL . . . . .   | 1   |
| 14                             | PAFZZ    | 5975-01-018-6492 | 56501 | 602-TB          | ADAPTER,ELECTRICAL . . . . .   | 2   |
| 15                             | PAFZZ    |                  | 95408 | E03021E-504X-01 | HEATER,WATER TANK 3000 WATT . . . . .                                  | 2   |
| 16                             | PAFZZ    | 5305-00-068-0510 | 80204 | B1821BH038C100N | SCREW,CAP,HEXAGON HEAD,<br>3/8-16 X 1. . . . .                         | 4   |
| 17                             | PAFZZ    | 5310-00-926-5877 | 96906 | MS35338-160     | WASHER,LOCK 3/8. . . . .   | 4   |
| 18                             | PAFZZ    | 5310-00-080-6004 | 96906 | MS27183-14      | WASHER,FLAT 3/8 . . . . .  | 4   |
| 19                             | PAFZZ    |                  | 04664 | 1357486         | GUARD,TANK HEATER. . . . .   | 2   |
| 20                             | PAFZZ    | 6220-01-518-1968 | 3BRQ3 | 981771T-96WAN   | LIGHT,INDICATOR. . . . .   | 2   |
| <b>END OF FIGURE</b>           |          |                  |       |                 |  |     |



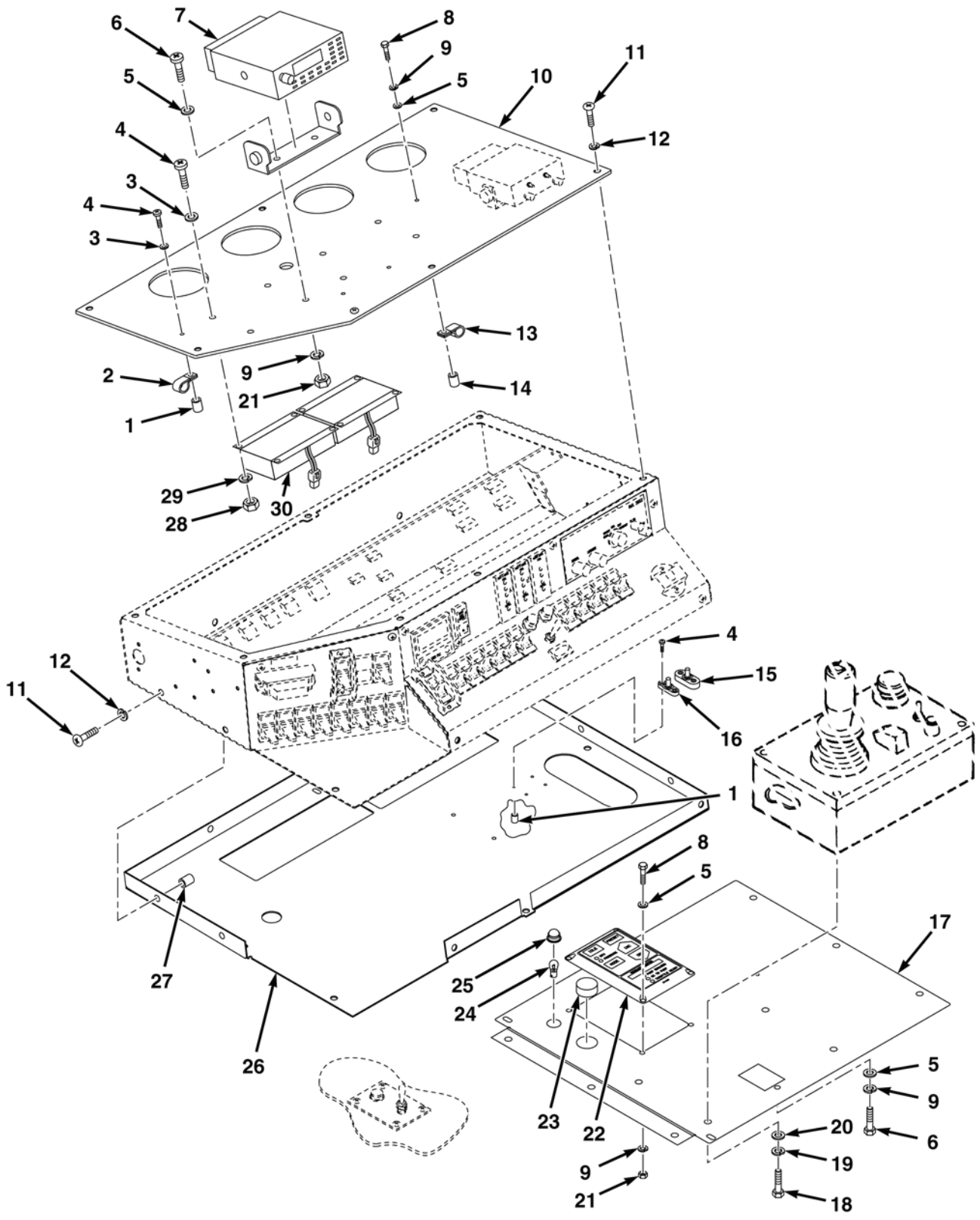


FIG. 55 CAB CONTROL PANEL ASSEMBLY (SHEET 1 OF 2)

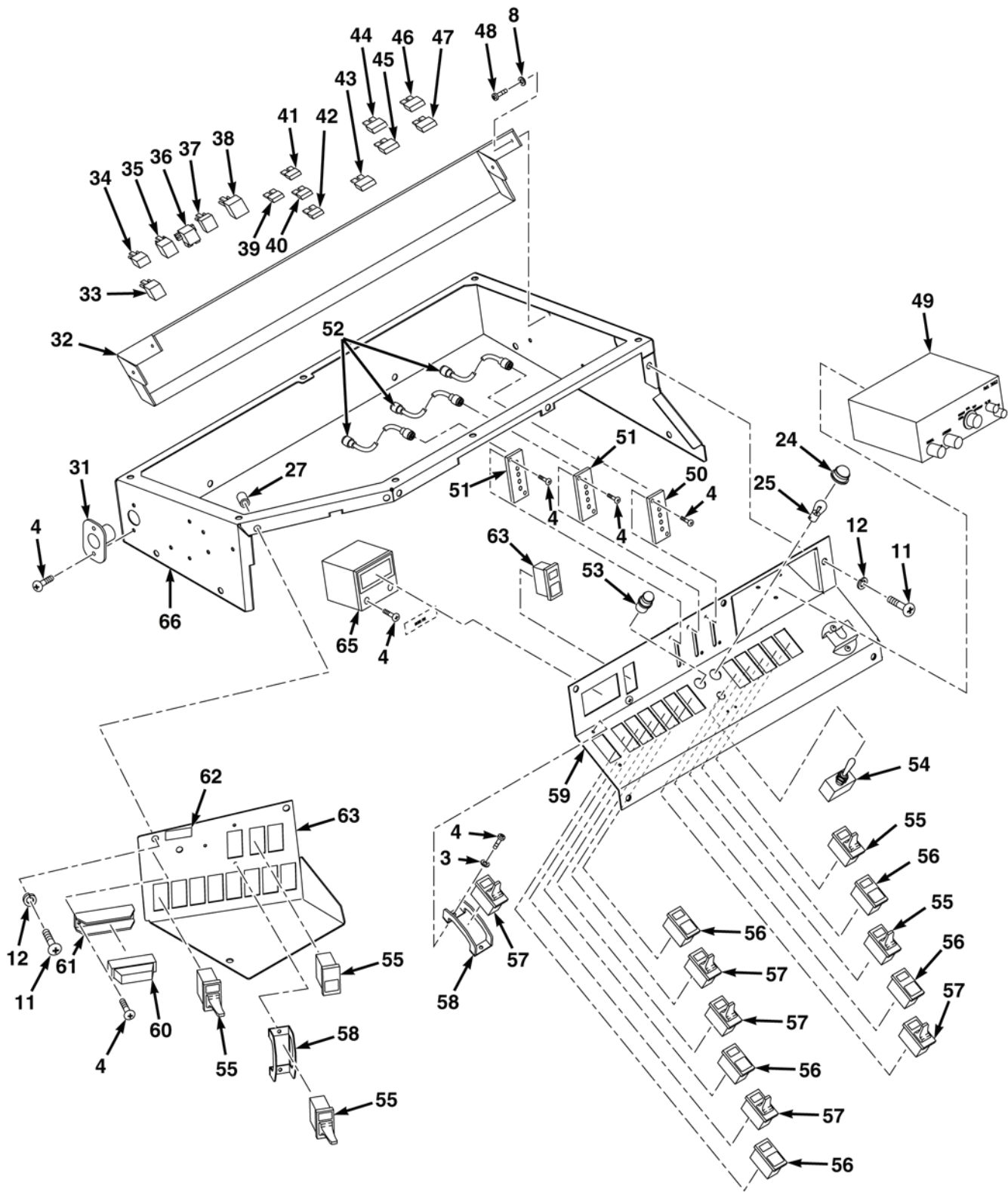


FIG. 55 CAB CONTROL PANEL ASSEMBLY (SHEET 2 OF 2)

| (1)      | (2)      | (3)              | (4)   | (5)             | (6)  | (7) |
|----------|----------|------------------|-------|-----------------|--|-----|
| ITEM NO. | SMR CODE | NSN              | CAGEC | PART NUMBER     | DESCRIPTION AND USABLE ON CODES (UOC)  | QTY |
|          |          |                  |       |                 | GROUP 7615 INSTRUMENT HOUSING ASSEMBLY<br>FIG. 55 CAB CONTROL PANEL ASSEMBLY |     |
| 1        | PAFZZ    | 5325-01-411-0066 | 78276 | ALS4-1024-130   | INSERT,SCREW THREAD 10-24 . . . . .  | 17  |
| 2        | PAFZZ    | 5340-00-385-8820 | 75272 | COV0909         | CLAMP,LOOP . . . . .   | 1   |
| 3        | PAFZZ    | 5310-00-452-1356 | 04664 | 82-0418-0001    | WASHER,FLAT 3/16 . . . . .   | 12  |
| 4        | PAFZZ    | 5305-00-050-9229 | 96906 | MS51957-63      | SCREW,MACHINE 1/4-20 X 1/2 . . . . .   | 38  |
| 5        | PAFZZ    | 5310-00-823-8804 | 96906 | MS27183-9       | WASHER,FLAT 1/4 . . . . .  | 25  |
| 6        | PAFZZ    | 5305-00-988-1723 | 80205 | MS35206-279     | SCREW,MACHINE 1/4-20 X 1/2 . . . . .   | 4   |
| 7        | PAFZZ    | 5820-01-518-2931 | 78205 | CDM1550         | REMOTE CONTROL RADIO. . . . .  | 1   |
| 8        | PAFZZ    | 5305-00-702-4523 | 80205 | MS35307-306     | SCREW,CAP,HEXAGON HEAD,<br>1/4-20 X 3/4 . . . . .                            | 7   |
| 9        | PAFZZ    | 5310-00-883-9417 | 80205 | MS35338-158     | WASHER,LOCK 1/4. . . . .   | 25  |
| 10       | PAFZZ    |                  | 04664 | 1180421         | PANEL,CONTROL, TOP . . . . .   | 1   |
| 11       | PAFZZ    | 5305-00-984-5687 | 96906 | MS35206-307     | SCREW,MACHINE 3/8-16 X 1/2 . . . . .   | 20  |
| 12       | PAFZZ    | 5310-00-926-5877 | 96906 | MS35338-160     | WASHER,LOCK 3/8. . . . .   | 20  |
| 13       | PAFZZ    | 5340-01-153-9425 | 75272 | COV-1109Z1      | CLAMP,LOOP 3/4 . . . . .   | 1   |
| 14       | PAFZZ    | 5325-01-394-2414 | 78276 | ALS7-420-165    | INSERT,SCREW THREAD 1/4-20 . . . . .   | 13  |
| 15       | PAFZZ    | 2920-01-518-1329 | 0FXW9 | TSD-240-7000    | TERMINAL BLOCK ELECTRICAL. . . . .   | 1   |
| 16       | PAFZZ    | 5940-01-518-5983 | 0EUT9 | MCL-0000-0001   | POST,BINDING,ELECTR. . . . .   | 2   |
| 17       | PFFZZ    |                  | 04664 | 1210022         | COVER,HEATER<br>COMPARTMENT,REAR. . . . .                                    | 1   |
| 18       | PAFZZ    | 5305-01-014-5124 | 80204 | B1821BH075C075N | SCREW,CAP,HEXAGON HEAD,<br>3/4-10 X 3/4 . . . . .                            | 4   |
| 19       | PAFZZ    | 5310-00-584-7888 | 96906 | MS35338-51      | WASHER,LOCK 3/4. . . . .   | 4   |
| 20       | PAFZZ    | 5310-00-802-4701 | 80205 | MS15795-813     | WASHER,FLAT 3/4 . . . . .  | 4   |
| 21       | PAFZZ    | 5310-00-761-6882 | 96906 | MS51967-2       | NUT,PLAIN,HEXAGON 1/4-20. . . . .  | 24  |
| 22       | PAFZZ    | 6110-01-518-2943 | 06CG4 | 107396          | PANEL,POWER DISTRIB . . . . .  | 1   |
| 23       | PAFZZ    | 6350-01-517-8574 | 56493 | SP-563          | BUZZER. . . . .  | 1   |
| 24       | PAFZZ    | 6210-01-124-9986 | 79218 | V2172           | LIGHT,INDICATOR RED . . . . .  | 1   |
| 25       | PAFZZ    | 6240-00-143-3173 | 88204 | 1820            | LAMP,INCANDESCENT .100 AMPS . . . . .  | 3   |
| 26       | PAFZZ    |                  | 04664 | 1182872         | BOTTOM,CONTROL PANE. . . . .   | 1   |
| 27       | PAFZZ    | 5325-01-474-9732 | 78276 | ALS7-616-150    | INSERT,SCREW THREAD 3/8 . . . . .  | 7   |
| 28       | PAFZZ    | 5310-01-067-8396 | 81580 | 104066          | NUT,LOCK 1/4-20 . . . . .  | 22  |
| 29       | PAFZZ    | 5310-00-045-3296 | 80205 | MS35338-43      | WASHER,LOCK #10 . . . . .  | 22  |
| 30       | PAFZZ    | 5945-01-517-5366 | 0BNX0 | ETRRSS24        | FLASHER,SOLID STATE ALTERNATING  | 4   |
| 31       | PAFZZ    | 2540-01-517-5294 | 1JAB0 | 371849          | HOUSING,CIGARETTE . . . . .  | 2   |

| (1)      | (2)      | (3)              | (4)   | (5)            | (6)  | (7) |
|----------|----------|------------------|-------|----------------|--|-----|
| ITEM NO. | SMR CODE | NSN              | CAGEC | PART NUMBER    | DESCRIPTION AND USABLE ON CODES (UOC)                | QTY |
| 32       | PAFZZ    | 2540-01-521-6663 | 04664 | 1214980        | DIFFUSER,AIR,VEHICU CAB CONTROL PANEL . . . . .      | 1   |
| 33       | PAFZZ    | 5940-01-517-8554 | 2E480 | 59189          | TERMINAL JUNCTION . . . . .                          | 1   |
| 34       | PAFZZ    | 5945-01-484-7194 | 53867 | 0332207402     | RELAY,ELECTROMAGNET . . . . .                        | 15  |
| 35       | PAFZZ    | 5945-12-159-7938 | D8015 | 0332204204     | RELAY,ELECTROMAGNET . . . . .                        | 3   |
| 36       | PAFZZ    | 5945-01-155-5818 | 53867 | 0 332 002 250  | RELAY ENGINE STARTER . . . . .                       | 1   |
| 37       | PAFZZ    | 5945-01-416-6438 | 77342 | VF4-15F11      | RELAY,ELECTROMAGNET . . . . .                        | 2   |
| 38       | PAFZZ    | 5961-01-517-5016 | 2E480 | 100695         | SEMICONDUCTOR . . . . .                              | 2   |
| 39       | PAFZZ    | 5920-01-085-0825 | 58536 | AA55569/01-009 | FUSE,INCLOSED LINK . . . . .                         | 3   |
| 40       | PAFZZ    | 5920-01-123-5211 | 58536 | AA55569/01-007 | FUSE,INCLOSED LINK . . . . .                         | 6   |
| 41       | PAFZZ    | 5920-01-123-5212 | 58536 | AA55569/01-005 | FUSE,INCLOSED LINK . . . . .                         | 8   |
| 42       | PAFZZ    | 5920-01-149-6952 | 58536 | AA55569/01-008 | FUSE,INCLOSED LINK . . . . .                         | 3   |
| 43       | PAFZZ    | 5925-01-517-6607 | 58723 | 1771-1022      | CIRCUIT BREAKER AUT 10A . . . . .                    | 1   |
| 44       | PAFZZ    | 5925-01-517-9408 | 04664 | 64-2299-030    | CIRCUIT BREAKER AUT 30A . . . . .                    | 2   |
| 45       | PAFZZ    | 5925-01-517-6602 | 58723 | 1771-2032      | CIRCUIT BREAKER AUT 20A . . . . .                    | 2   |
| 46       | PAFZZ    | 5925-01-517-6372 | 58723 | 1771-1522      | CIRCUIT BREAKER AUT 15A . . . . .                    | 2   |
| 47       | PAFZZ    | 5925-01-517-5368 | 58723 | 1771-0814      | CIRCUIT BREAKER . . . . .                            | 4   |
| 48       | PAFZZ    | 5305-00-701-5074 | 80205 | MS51959-63     | SCREW,MACHINE 10-24 X 1/2 FLHEAD                     | 4   |
| 49       | PAFZZ    | 5830-01-518-2879 | 1UZP2 | 3622           | PUBLIC ADDRESS SET . . . . .                         | 1   |
| 50       | PAFZZ    | 6680-01-518-5439 | 0X6Y7 | 50SW           | INDICATOR,LIQUID QUANTITY . . . . .                  | 1   |
| 51       | PAFZZ    | 6680-01-520-9175 | 0X6Y7 | 3000776-C-A-02 | INDICATOR,LIQUID QUANTITY . . . . .                  | 2   |
| 52       | PAFZZ    |                  | 04664 | 60-9137-0001   | CABLE,EXTENSION INOVATIVE CTRL 30 FT,7-PIN CONNECTOR | 3   |
| 53       | PAFZZ    | 6220-01-363-4620 | 79218 | V1352          | LIGHT,INDICATOR AMBER . . . . .                      | 1   |
| 54       | PAFZZ    | 5930-00-683-1628 | 96906 | MS24523-22     | SWITCH,TOGGLE . . . . .                              | 1   |
| 55       | PAFZZ    | 5930-01-517-5014 | 27192 | 8951K2746      | SWITCH,TOGGLE . . . . .                              | 12  |
| 56       | PAFZZ    | 6220-01-518-3355 | 82484 | E-014-024      | LAMP UNIT,VEHICULAR . . . . .                        | 6   |
| 57       | PAFZZ    | 5930-01-517-5009 | 27192 | 8951K2748      | SWITCH,TOGGLE . . . . .                              | 5   |
| 58       | PAFZZ    |                  | 04664 | 1216496        | GUARD,SWITCH,ROCKER . . . . .                        | 2   |
| 59       | PAFZZ    |                  | 04664 | 1180419        | PANEL,CONTROL, PLUMBING . . . . .                    | 1   |
| 60       | PAFZZ    | 6220-01-517-4352 | 13548 | 35005R         | LIGHT,MARKER CLEARANCE,RED . . . .                   | 1   |
| 61       | PFFZZ    |                  | 04664 | 1186133        | BRACKET,LIGHT,MARKE CLEARANCE LIGHT . . . . .        | 1   |
| 62       | PAFZZ    |                  | 0J513 | 91-9026        | LABEL,CAUTION DO NOT MOVE . . . . .                  | 1   |
| 63       | PAFZZ    |                  | 04664 | 1180420        | PANEL,CONTROL, BOTTOM . . . . .                      | 1   |
| 64       | PAFZZ    | 6220-01-518-3360 | 82484 | E-014-023      | LAMP UNIT,VEHICULAR . . . . .                        | 1   |
| 65       | PAFZZ    | 6620-01-519-2628 | 06CG4 | 107324         | INDICATOR,PRESSURE . . . . .                         | 1   |
| 66       | PAFZZ    |                  | 04664 | 1180418        | PANEL,CONTROL, SIDES/BACK . . . . .                  | 1   |

END OF FIGURE



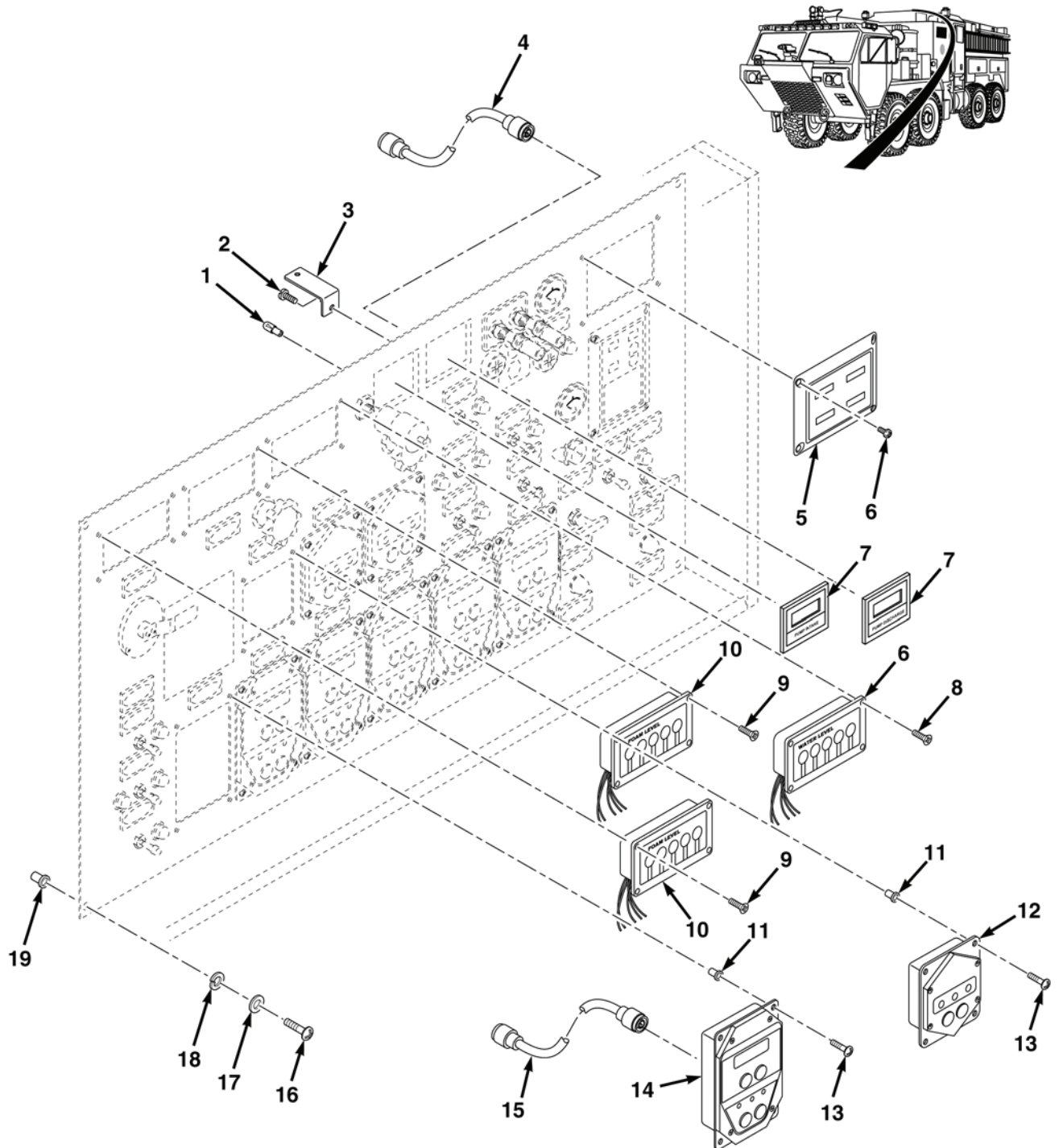


FIG. 56 PUMP OPERATOR'S PANEL ELECTRICAL COMPONENTS (SHEET 1 OF 2)

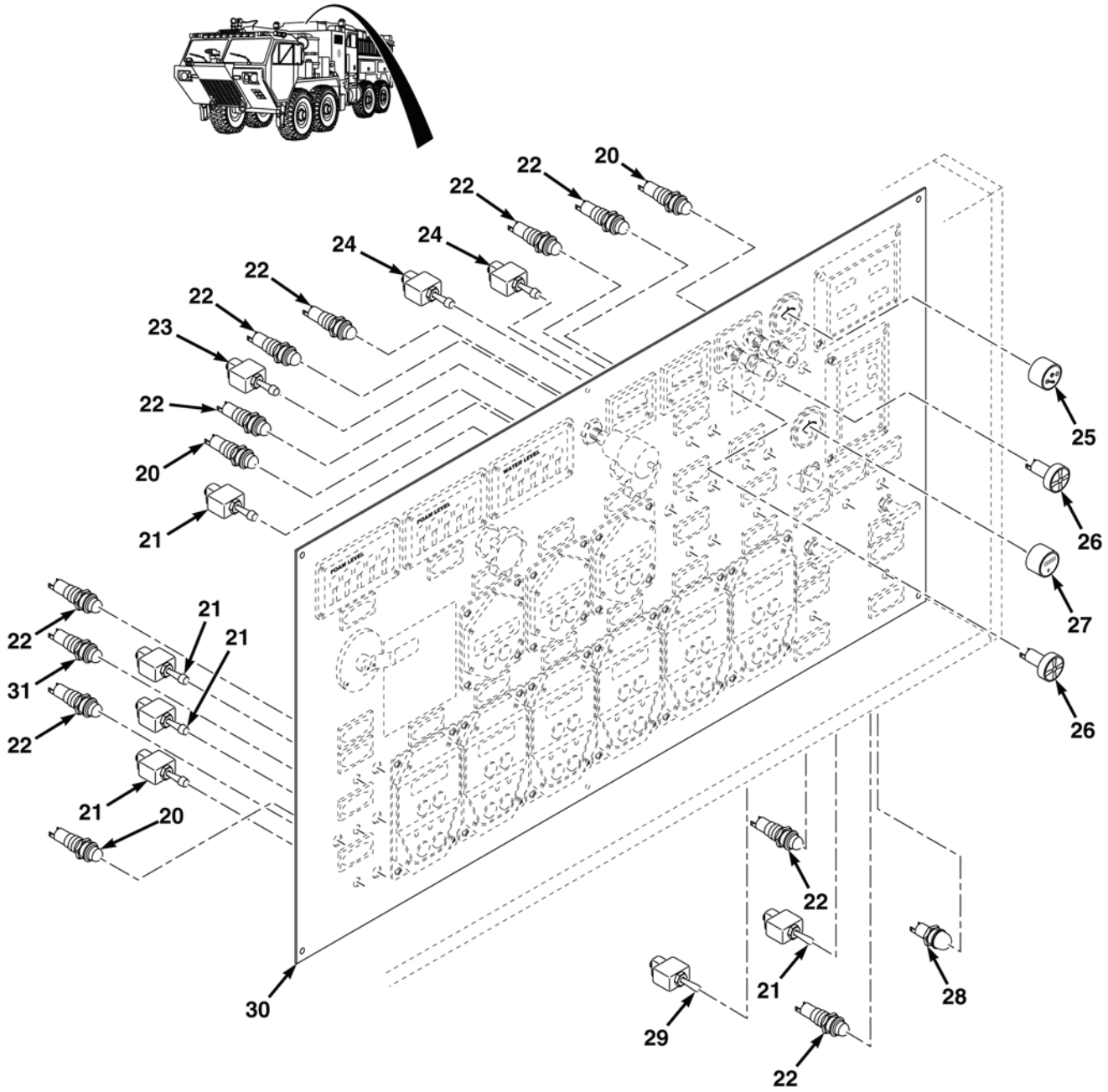


FIG. 56 PUMP OPERATOR'S PANEL ELECTRICAL COMPONENTS (SHEET 2 OF 2)

| (1)   | (2)      | (3)              | (4)   | (5)           | (6)   | (7) |
|---|----------|------------------|-------|---------------|---|-----|
| ITEM NO.  | SMR CODE | NSN              | CAGEC | PART NUMBER   | DESCRIPTION AND USABLE ON CODES (UOC)                               | QTY |
| GROUP 7615 INSTRUMENT HOUSING ASSEMBLY              |          |                  |       |               |   |     |
| FIG. 56 PUMP OPERATOR'S PANEL ELECTRICAL COMPONENTS |          |                  |       |               |   |     |
| 1   | PAFZZ    | 6240-00-143-3173 | 88204 | 1820          | LAMP,INCANDESCENT .100 AMPS . . . .                                 | 12  |
| 2   | PAFZZ    | 5305-00-050-9229 | 96906 | MS51957-63    | SCREW,MACHINE 1/4-20 X 1/2 . . . . .                                | 7   |
| 3   | PFFZZ    | 5340-01-517-2213 | 04664 | 1346473       | BRACKET,ANGLE . . . . .   | 5   |
| 4   | PFFZZ    |                  | 04664 | 1219600-0003  | HARNESS,"Y" ADAPTER C1 30'  | 2   |
| 5   | PAFZZ    | 6695-01-518-1267 | 06CG4 | 95800000      | PANEL,INDICATOR . . . . .   | 1   |
| 6   | PAFZZ    | 5305-00-984-6210 | 80205 | MS35206-263   | SCREW,MACHINE 10-14 X 1/2. . . . .                                  | 4   |
| 7   | PAFZZ    |                  | 04664 | 1295022-0002  | GAUGE,VAC/PSI,DIGIT C1,24V W/<br>TRANSDUCER & 10" HARNESS . . . . . | 2   |
| 8   | PAFZZ    | 6680-01-518-0909 | 04664 | 1488098       | INDICATOR,LIQUID QU . . . . .                                       | 1   |
| 9   | PAFZZ    | 6680-01-518-0912 | 04664 | 1186382       | INDICATOR,LIQUID QU . . . . .                                       | 2   |
| 10  | PAFZZ    | 5305-00-764-0075 | 96906 | MS51959-49    | SCREW,MACHINE .164-32 X 1.00 . . . . .                              | 16  |
| 11  | PAFZZ    | 5325-01-411-0066 | 78276 | ALS4-1024-130 | INSERT,SCREW THREAD 10-24 . . . . .                                 | 104 |
| 12  | PAFZZ    | 4810-01-517-4979 | 00912 | 9303          | CONTROLLER,VALVE. . . . .   | 1   |
| 13  | PAFZZ    | 5305-00-059-3661 | 80205 | MS51958-65    | SCREW,MACHINE 10-24 X 3/4. . . . .                                  | 104 |
| 14  | PAFZZ    | 4810-01-517-4976 | 00912 | 9305          | CONTROLLER,VALVE. . . . .   | 6   |
| 15  | PAFZZ    |                  | 04664 | 1364842-0015  | HARNESS.VALVE CTRL FLOW/PRESS<br>15' . . . . .                      | 6   |
| 16  | PAFZZ    | 5305-00-958-5246 | 80205 | MS35190-289   | SCREW,MACHINE 1/4-20 X 3/4 . . . . .                                | 10  |
| 17  | PAFZZ    | 5310-00-883-9417 | 80205 | MS35338-158   | WASHER,LOCK 1/4. . . . .  | 10  |
| 18  | PAFZZ    | 5310-00-823-8804 | 96906 | MS27183-9     | WASHER,FLAT 1/4 . . . . .   | 10  |
| 19  | PAFZZ    | 5325-01-394-2414 | 78276 | ALS7-420-165  | INSERT,SCREW THREAD 1/4-20 . . . . .                                | 10  |
| 20  | PAFZZ    | 6220-01-517-5875 | 04664 | 51-6032       | LIGHT,INDICATOR. . . . .  | 2   |
| 21  | PAFZZ    | 5930-00-683-1628 | 96906 | MS24523-22    | SWITCH,TOGGLE . . . . .   | 5   |
| 22  | PAFZZ    | 6220-01-517-5870 | 04664 | 51-6031       | LIGHT,INDICATOR. . . . .  | 8   |
| 23  | PAFZZ    | 5930-00-681-4727 | 96906 | MS24523-21    | SWITCH,TOGGLE . . . . .   | 1   |
| 24  | PAFZZ    | 5930-00-683-1629 | 96906 | MS24523-23    | SWITCH,TOGGLE . . . . .   | 2   |
| 25  | PAFZZ    | 6680-01-131-2551 | 16476 | 06339-15      | INDICATOR,LIQUID QU . . . . .                                       | 1   |
| 26  | PAFZZ    | 6350-01-517-8574 | 56493 | SP-563        | BUZZER. . . . .   | 2   |
| 27  | PAFZZ    | 6645-01-517-9288 | 04664 | 63-4831       | METER,TIME TOTALIZI. . . . .  | 1   |
| 28  | PAFZZ    | 5930-00-111-8619 | 13445 | 90030         | SWITCH,PUSH . . . . .   | 1   |
| 29  | PAFZZ    | 5930-01-268-7728 | 12361 | 7-872-000568  | SWITCH,TOGGLE . . . . .   | 1   |

| (1)                  | (2)      | (3)              | (4)   | (5)         | (6)                                      | (7) |
|----------------------|----------|------------------|-------|-------------|--|-----|
| ITEM NO.             | SMR CODE | NSN              | CAGEC | PART NUMBER | DESCRIPTION AND USABLE ON CODES (UOC)    | QTY |
| 30                   | PFFZZ    |                  | 04664 | 52-1063     | PANEL,INSTRUMENT TOP CONTROL MOUNT ..... | 1   |
| 31                   | PAFZZ    | 6210-01-124-9986 | 79218 | V2172       | LIGHT,INDICATOR RED .....                | 2   |
| <b>END OF FIGURE</b> |          |                  |       |             |  |     |



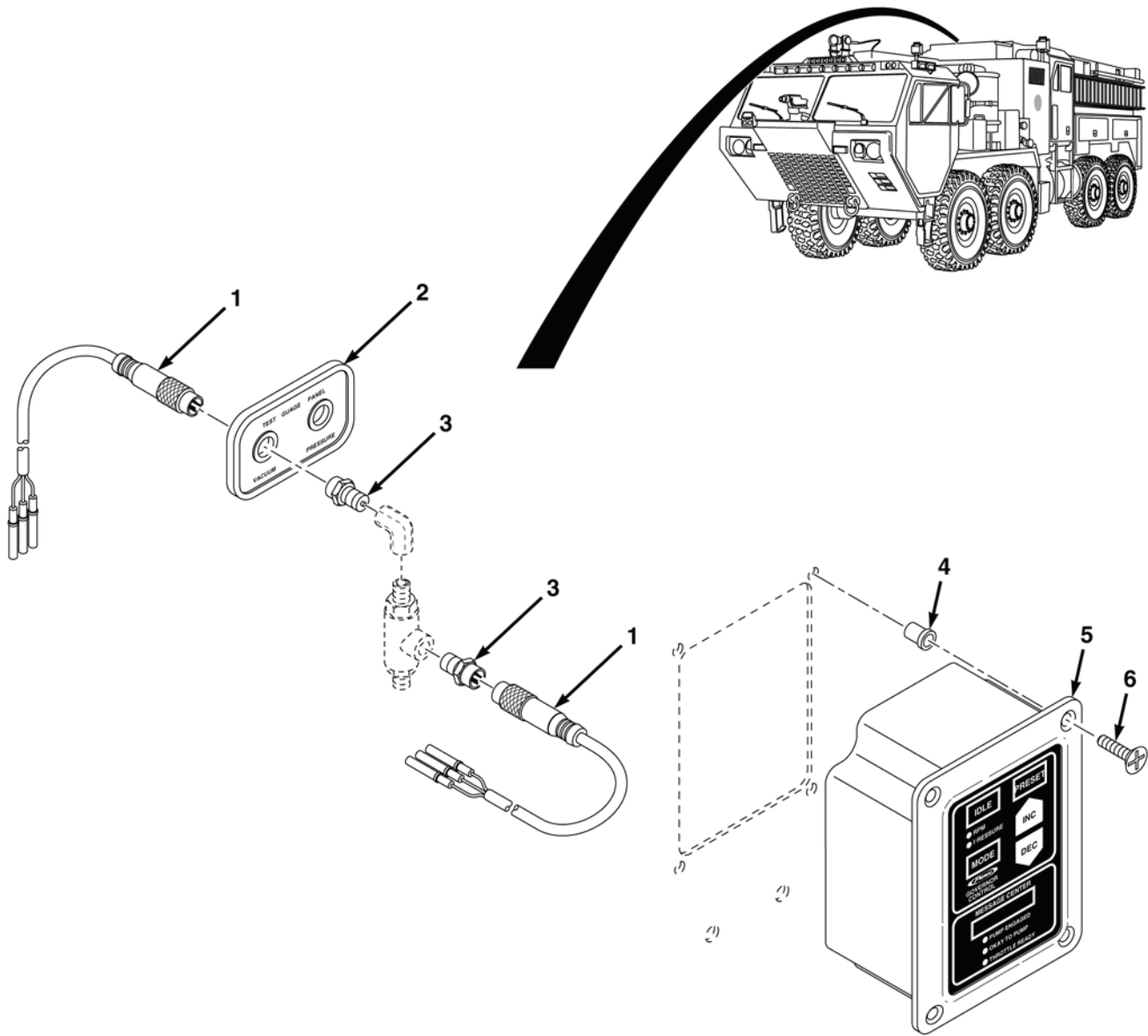


FIG. 57 GOVERNOR ASSEMBLY (1325775)

| (1)                  | (2)      | (3)              | (4)   | (5)           | (6)                                    | (7) |
|----------------------|----------|------------------|-------|---------------|--|-----|
| ITEM NO.             | SMR CODE | NSN              | CAGEC | PART NUMBER   | DESCRIPTION AND USABLE ON CODES (UOC)  | QTY |
|                      |          |                  |       |               | GROUP 7615 INSTRUMENT HOUSING ASSEMBLY |     |
|                      |          |                  |       |               | FIG. 57 GOVERNOR ASSEMBLY (1325775)    |     |
| 1                    | PAFZZ    | 6150-01-524-1862 | 06CG4 | 108083        | CABLE ASSEMBLY,SPEC . . . . .          | 2   |
| 2                    | PAFZZ    | 6685-01-517-4940 | 04664 | 52-0061       | HOUSING,GAGE . . . . .                 | 1   |
| 3                    | PAFZZ    | 6685-01-518-0959 | 06CG4 | 108082        | TRANSMITTER,PRESSUR GOVERNOR           | 2   |
| 4                    | PAFZZ    | 5325-01-414-7133 | 78276 | ALS7-1024-225 | INSERT,SCREW THREAD 10-24 . . . . .    | 4   |
| 5                    | PAFZZ    | 6110-01-518-2943 | 04664 | 63-1949       | PANEL,POWER DISTRIB . . . . .          | 1   |
| 6                    | PAFZZ    | 5305-00-059-3661 | 80205 | MS51958-65    | SCREW,MACHINE 10-24 X 3/4. . . . .     | 4   |
| <b>END OF FIGURE</b> |          |                  |       |               |  |     |

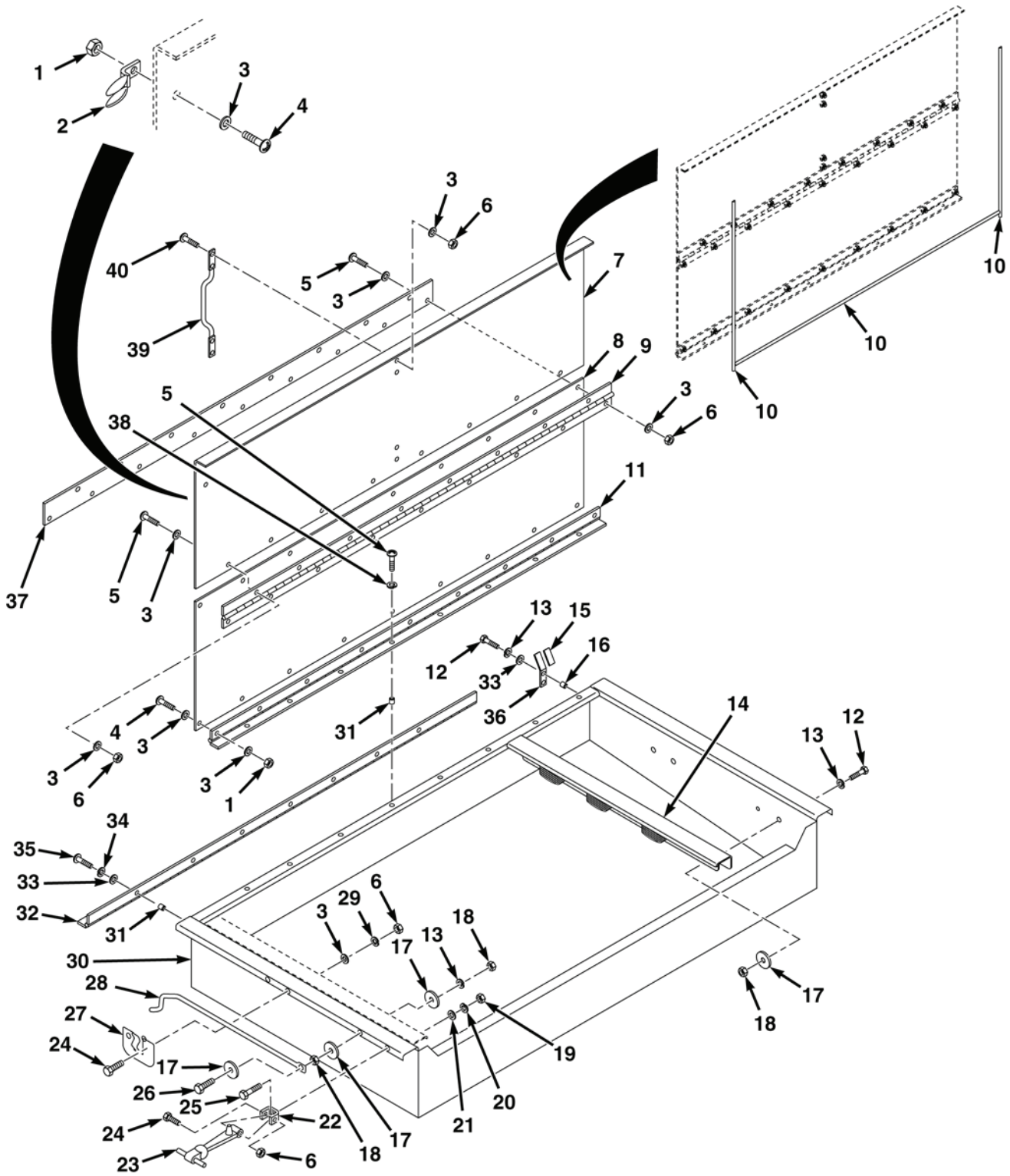


FIG. 58 CONTROL PANEL ASSEMBLY



| (1)                                    | (2)      | (3)              | (4)   | (5)          | (6)  | (7) |
|--|----------|------------------|-------|--------------|--|-----|
| ITEM NO.                               | SMR CODE | NSN              | CAGEC | PART NUMBER  | DESCRIPTION AND USABLE ON CODES (UOC)  | QTY |
| GROUP 7615 INSTRUMENT HOUSING ASSEMBLY |          |                  |       |              |  |     |
| FIG. 58 CONTROL PANEL ASSEMBLY         |          |                  |       |              |  |     |
| 1                                      | PAFZZ    | 5310-01-557-0654 | 0Y3H3 | 1137407      | NUT,PLAIN,HEX 10-24 . . . . .  | 11  |
| 2                                      | PAFZZ    | 5340-01-156-6776 | 64386 | 277A801CP    | STRAP,RETAINING . . . . .  | 2   |
| 3                                      | PAFZZ    | 5310-01-517-4200 | 04664 | 82-1017-001  | WASHER,FLAT 1/4 . . . . .  | 32  |
| 4                                      | PAFZZ    | 5305-00-050-9227 | 96906 | MS51957-61   | SCREW,MACHINE 10-24 X 3/8. . . . .   | 10  |
| 5                                      | PAFZZ    | 5305-00-050-9229 | 96906 | MS51957-63   | SCREW,MACHINE 1/4-20 X 1/2 . . . . .   | 17  |
| 6                                      | PAFZZ    | 5310-00-934-9758 | 80205 | MS35649-202  | NUT,PLAIN,HEXAGON 1/4-20. . . . .  | 23  |
| 7                                      | PFFZZ    |                  | 04664 | 1336230      | COVER,CONTROL PANEL TOP MOUNT  | 1   |
| 8                                      | PAFZZ    |                  | 04664 | 1336228      | COVER,CONTROL PANEL TOP MOUNT  | 1   |
| 9                                      | PBFZZ    |                  | 04664 | 1336705      | HINGE,CONTROL PANEL TOP MOUNT  | 1   |
| 10                                     | MFFZZ    |                  | 04664 | 1437880-108  | SEAL,DOOR,D-SECTION MAKE FROM P/N 1021986-00,CAGE 56329,APPROX 108 IN. LG. . . . . | 9   |
| 11                                     | PBFZZ    |                  | 04664 | 1336706      | HINGE,CONTROL PANEL TOP MOUNT  | 1   |
| 12                                     | PAFZZ    | 5305-00-068-0502 | 80205 | MS90725-6    | SCREW,CAP,HEXAGON 1/4-20 X 3/4. . . . .  | 6   |
| 13                                     | PAFZZ    | 5310-00-883-9417 | 80205 | MS35338-158  | WASHER,LOCK 1/4. . . . .   | 6   |
| 14                                     | PFFZZ    |                  | 04664 | 1368984      | LIGHT SHIELD ASSY,T . . . . .  | 2   |
| 15                                     | PAFZZ    | 5330-01-517-4833 | 04664 | 95-0659      | SEAL,NONMETALLIC SP . . . . .  | 2   |
| 16                                     | PAFZZ    | 5325-01-517-2270 | 04664 | 82-0257-0002 | INSERT,SCREW THREAD 1/4-20 . . . . .   | 4   |
| 17                                     | PAFZZ    | 5310-01-517-4816 | 04664 | 82-0306-0100 | WASHER,FLAT . . . . .  | 2   |
| 18                                     | PAFZZ    | 5310-00-001-9833 | 24821 | 173542       | NUT,PLAIN,HEXAGON . . . . .  | 2   |
| 19                                     | PAFZZ    | 5310-00-044-3333 | 24617 | 443333       | NUT,SELF-LOCKING,HE 5/16-18 NC . . . . .   | 2   |
| 20                                     | PAFZZ    | 5310-01-517-2801 | 04664 | 82-1043-0031 | WASHER,LOCK 5/16. . . . .  | 2   |
| 21                                     | PAFZZ    | 5310-01-199-4393 | 39428 | 92141A030    | WASHER,FLAT 5/16 . . . . .   | 2   |
| 22                                     | PFFZZ    | 2590-01-517-2878 | 04664 | 1331040      | BRACKET,VEHICULAR C . . . . .  | 2   |
| 23                                     | PAFZZ    | 2540-01-152-7764 | 64386 | 67D794       | LATCH,HOOD . . . . .   | 2   |
| 24                                     | PAFZZ    | 5305-01-517-2795 | 04664 | 82-2034-0150 | SCREW,MACHINE 1/4-20 X 1 1/2. . . . .  | 2   |
| 25                                     | PAFZZ    | 5305-00-017-5198 | 24617 | 175198       | SCREW,MACHINE 5/16-18 NC X 3/4 . . . . .   | 2   |
| 26                                     | PAFZZ    | 5305-00-988-1727 | 80205 | MS35206-283  | SCREW,MACHINE 1/4-20 X 1. . . . .  | 1   |
| 27                                     | PAFZZ    | 5340-01-517-5840 | 04664 | 1400972      | CLIP,SPRING TENSION PROP ROD . . . . .   | 1   |
| 28                                     | PAFZZ    |                  | 04664 | 1400898      | PROP,ROD,TOP MOUNT PANEL COVER   | 1   |
| 29                                     | PAFZZ    | 5310-00-933-8120 | 80205 | MS35338-138  | WASHER,LOCK NO. 10 . . . . .   | 1   |
| 30                                     | PFFZZ    |                  | 04664 | 1333431      | PANEL ASSEMBLY,CONT . . . . .  | 1   |
| 31                                     | PAFZZ    | 5325-01-517-2773 | 04664 | 82-0260-0002 | INSERT,SCREW THREAD 10-24 . . . . .  | 16  |
| 32                                     | PBFZZ    |                  | 04664 | 1334352      | HINGE . . . . .  | 1   |

| (1)      | (2)      | (3)              | (4)   | (5)          | (6)                                   | (7) |
|----------|----------|------------------|-------|--------------|---------------------------------------|-----|
| ITEM NO. | SMR CODE | NSN              | CAGEC | PART NUMBER  | DESCRIPTION AND USABLE ON CODES (UOC) | QTY |
| 33       | PAFZZ    | 5310-01-517-2762 | 04664 | 82-1030-0019 | WASHER,FLAT NO.10 . . . . .           | 7   |
| 34       | PAFZZ    | 5310-01-518-0051 | 04664 | 82-1043-0010 | WASHER,LOCK NO.10 . . . . .           | 7   |
| 35       | PAFZZ    | 5305-00-059-3661 | 80205 | MS51958-65   | SCREW,MACHINE 10-24 X 3/4 . . . . .   | 16  |
| 36       | PAFZZ    |                  | 04664 | 1347016      | STOP,PANEL COVER TOP MOUNT . . . . .  | 2   |
| 37       | PAFZZ    |                  | 04664 | 1339515      | COVER PLATE,HINGE . . . . .           | 1   |
| 38       | PAFZZ    | 5310-00-883-9417 | 80205 | MS35338-158  | WASHER,LOCK 1/4 . . . . .             | 8   |
| 39       | PAFZZ    | 5340-01-517-6650 | 04664 | 80-0026      | HANDLE,BOW . . . . .                  | 1   |
| 40       | PAFZZ    | 5305-00-701-5074 | 80205 | MS51959-63   | SCREW,MACHINE 10-24 X 1/2 FLTHREAD    | 4   |

END OF FIGURE



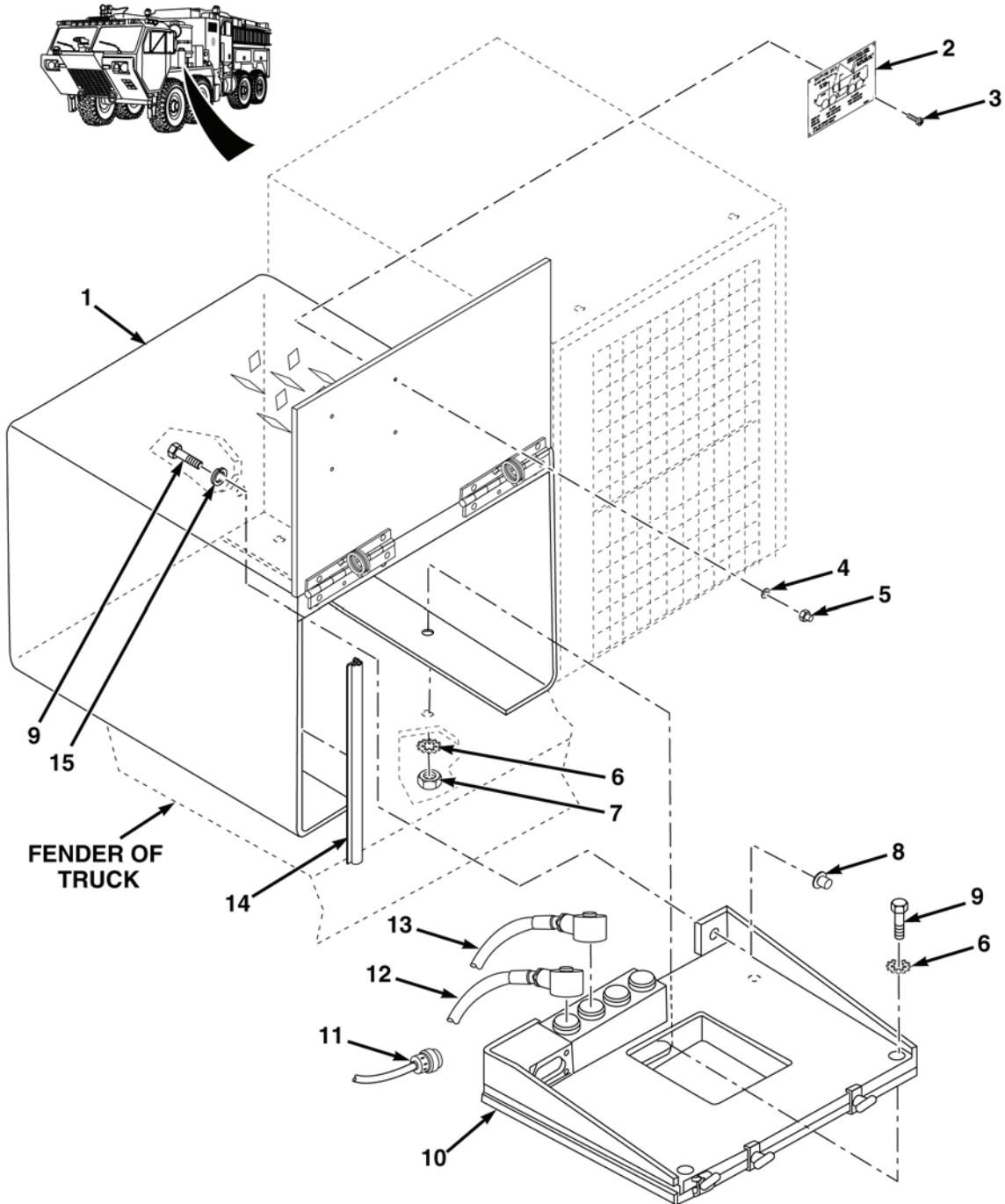


FIG. 59 SINGARS

| (1)                  | (2)      | (3)              | (4)   | (5)             | (6)  | (7) |
|----------------------|----------|------------------|-------|-----------------|--|-----|
| ITEM NO.             | SMR CODE | NSN              | CAGEC | PART NUMBER     | DESCRIPTION AND USABLE ON CODES (UOC)  | QTY |
|                      |          |                  |       |                 | GROUP 7615 INSTRUMENT HOUSING ASSEMBLY                                       |     |
|                      |          |                  |       |                 | FIG. 59 SINGARS  |     |
| 1                    | PAFZZ    |                  | 04664 | 1620901         | SINGARS COVER RADIO . . . . .  | 1   |
| 2                    | PAFZZ    |                  | 04664 | 1400528         | LABEL,VEHICLE DATA SHIPPING . . . . .  | 1   |
| 3                    | PAFZZ    | 5305-00-889-3000 | 80205 | MS35206-230     | SCREW,MACHINE 6-32 X .500. . . . .   | 1   |
| 4                    | PAFZZ    | 5310-00-983-8483 | 96906 | MS27183-5       | WASHER,FLAT NO.6. . . . .  | 4   |
| 5                    | PAFZZ    | 5310-00-053-8390 | 58536 | A-A-55629-1     | NUT,PLAIN,CAP 6-32 . . . . .   | 4   |
| 6                    | PAFZZ    | 5310-00-058-3135 | 96906 | MS35336-35      | WASHER,LOCK EXTERNAL TOOTH. . . . .  | 8   |
| 7                    | PAFZZ    | 5310-00-880-7744 | 80204 | ANSI B18.2.2    | NUT,PLAIN,HEXAGON .312-18 UNC . . . . .                                      | 4   |
| 8                    | PAFZZ    | 5325-00-420-1901 | 96906 | MS51831-103L    | INSERT,SCREW THREAD .312 . . . . .   | 1   |
| 9                    | PAFZZ    | 5305-01-082-0049 | 11939 | 93543216        | SCREW,CAP,HEX HEAD .312-18 X 1. . . . .                                      | 5   |
| 10                   | PAFZZ    | 5975-01-188-8873 | 80063 | A3013367-1      | MOUNTING BASE,ELECT . . . . .  | 1   |
| 11                   | PFFFF    | 5995-01-219-1843 | 80063 | A3014039-2      | CABLE,RADIO POWER 9FT. . . . .   | 1   |
| 12                   | PFFFF    | 5995-01-559-2129 | 8X646 | J04-0917-4-45FT | CABLE,RADIO RADIO FREQUENCY. . . . .   | 1   |
| 13                   | PFFFF    |                  | 04664 | 1436639         | CABLE,RADIO INTERFA INTERFACE . . . . .                                      | 1   |
| 14                   | MFFZZ    |                  | 82654 | 75000343-14     | BEZEL,AUTO TRIM MAKE FROM P/N 75000343, CAGE 82654,APPROX 14 IN. LG. . . . . | 2   |
| 15                   | PAFZZ    | 5310-00-809-3078 | 96906 | MS27183-11      | WASHER,FLAT .312 . . . . .   | 1   |
| <b>END OF FIGURE</b> |          |                  |       |                 |  |     |

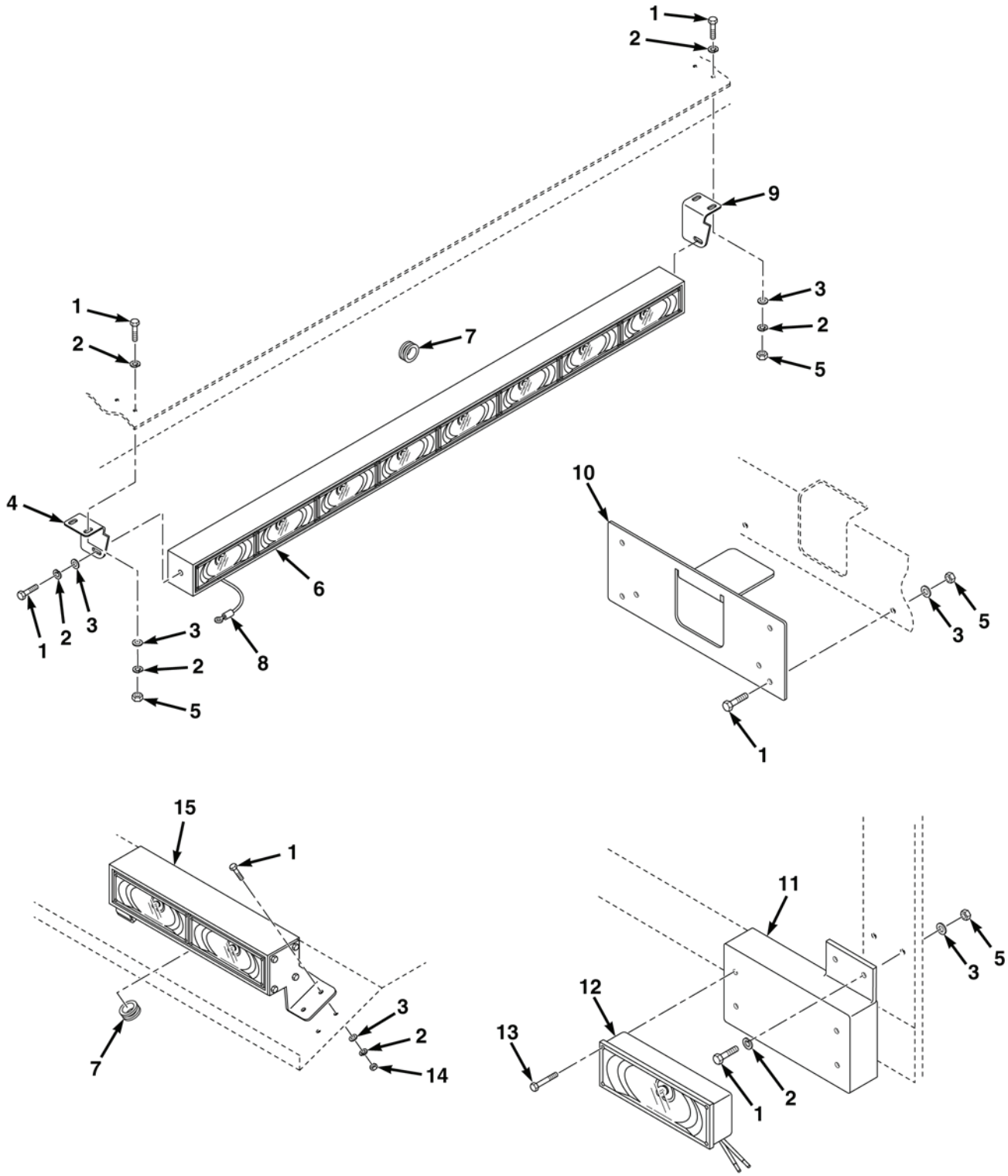


FIG. 60 LIGHT, WELDON, 3800 SERIES

| (1)      | (2)      | (3)              | (4)   | (5)          | (6)                                   | (7) |
|----------|----------|------------------|-------|--------------|---------------------------------------|-----|
| ITEM NO. | SMR CODE | NSN              | CAGEC | PART NUMBER  | DESCRIPTION AND USABLE ON CODES (UOC) | QTY |
|          |          |                  |       |              | GROUP 7621 WARNING LIGHT ASSEMBLY     |     |
|          |          |                  |       |              | FIG. 60 LIGHT, WELDON, 3800 SERIES    |     |
| 1        | PAFZZ    | 5306-00-543-4405 | 80205 | MS35307-334  | BOLT,MACHINE 5/16-18 X 1 . . . . .    | 18  |
| 2        | PAFZZ    | 5310-00-883-9417 | 80205 | MS35338-158  | WASHER,LOCK 1/4 . . . . .             | 18  |
| 3        | PAFZZ    | 5310-00-809-3078 | 96906 | MS27183-11   | WASHER,FLAT 5/16 . . . . .            | 18  |
| 4        | PFFZZ    | 5340-01-559-3586 | 04664 | 1199178      | BRACKET,MOUNTING LH . . . . .         | 1   |
| 5        | PAFZZ    | 5310-00-880-7744 | 80204 | ANSI B18.2.2 | NUT,PLAIN,HEXAGON 5/16-18. . . . .    | 10  |
| 6        | PAFZZ    | 6220-01-517-6077 | 60359 | 3901-5903-00 | LIGHT ASSEMBLY INDICATOR . . . . .    | 1   |
| 7        | PAFZZ    | 5325-00-276-5954 | 96906 | MS35489-49   | GROMMET,NONMETALLIC . . . . .         | 2   |
| 8        | PAFZZ    | 6150-01-517-9973 | 04664 | 1224981      | CABLE ASSEMBLY,SPEC . . . . .         | 1   |
| 9        | PFFZZ    | 5340-01-559-3886 | 04664 | 1199179      | BRACKET,MOUNTING RH . . . . .         | 1   |
| 10       | PFFZZ    | 5340-01-560-0326 | 04664 | 1345435      | BRACKET,MOUNTING WARNING LIGHT        | 1   |
| 11       | PFFZZ    |                  | 04664 | 1218365      | BRACKET,MOUNTING . . . . .            | 1   |
| 12       | PAFZZ    | 6220-01-517-8551 | 60359 | 3871-1000-10 | LIGHT,INDICATOR. . . . .              | 16  |
| 13       | PAFZZ    | 5305-00-855-0957 | 45152 | 2477HX       | SCREW,TAPPING . . . . .               | 64  |
| 14       | PAFZZ    | 5310-00-052-9668 | 58536 | A-A-55629-6  | NUT,PLAIN,CAP 5/16-18 . . . . .       | 8   |
| 15       | PAFZZ    | 6220-01-517-6096 | 60359 | 3901-1604-00 | LIGHT ASSEMBLY INDICATOR,LH . . . .   | 1   |
| 15       | PAFZZ    | 6220-01-517-9338 | 60359 | 3901-1605-00 | LIGHT ASSEMBLY INDICATOR,RH . . . .   | 1   |
|          |          |                  |       |              | <b>END OF FIGURE</b>                  |     |

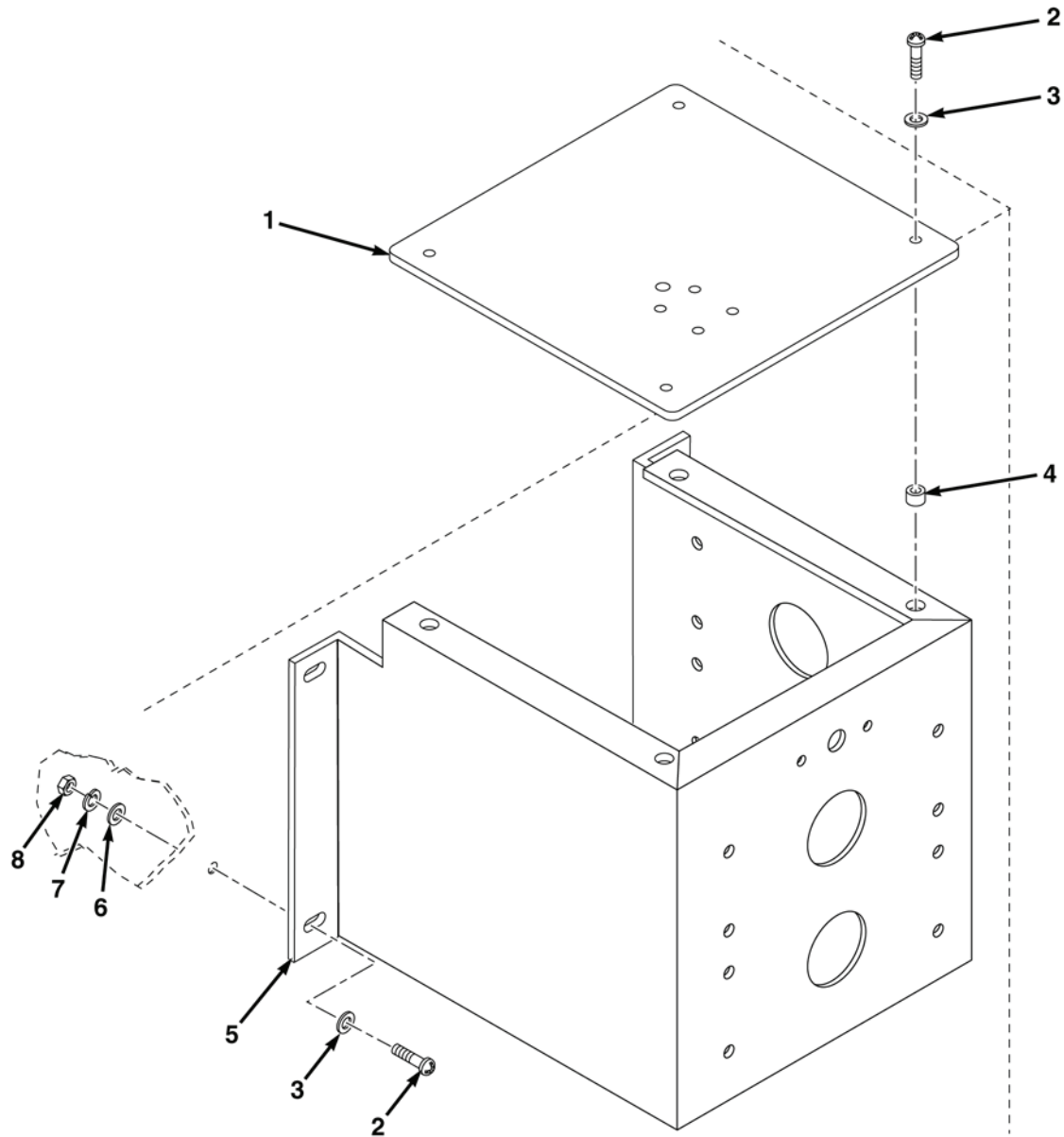


FIG. 61 LIGHT MOUNTING BRACKET



| (1)      | (2)      | (3)              | (4)   | (5)           | (6)                                   | (7) |
|----------|----------|------------------|-------|---------------|---------------------------------------|-----|
| ITEM NO. | SMR CODE | NSN              | CAGEC | PART NUMBER   | DESCRIPTION AND USABLE ON CODES (UOC) | QTY |
|          |          |                  |       |               | GROUP 7621 WARNING LIGHT ASSEMBLY     |     |
|          |          |                  |       |               | FIG. 61 LIGHT MOUNTING BRACKET        |     |
| 1        | PFFZZ    |                  | 04664 | 1136324       | COVER,LIGHT BRACKET . . . . .         | 1   |
| 2        | PAFZZ    | 5305-00-059-3661 | 80205 | MS51958-65    | SCREW,MACHINE 10-24 X 3/4. . . . .    | 8   |
| 3        | PAFZZ    | 5310-00-562-2826 | 39428 | 90295A140     | WASHER,FLAT . . . . .                 | 8   |
| 4        | PAFZZ    | 5325-01-411-0066 | 78276 | ALS4-1024-130 | INSERT,SCREW THREAD 10-24 . . . . .   | 4   |
| 5        | PFFZZ    |                  | 04664 | 1136323       | BRACKET,LIGHT DRIVER SIDE . . . . .   | 1   |
| 6        | PAFZZ    | 5310-00-087-7493 | 96906 | MS27183-13    | WASHER,FLAT 3/8 . . . . .             | 4   |
| 7        | PAFZZ    | 5310-00-045-3296 | 80205 | MS35338-43    | WASHER,LOCK #10 . . . . .             | 4   |
| 8        | PAFZZ    | 5310-01-142-7049 | 45152 | 1817HX        | NUT,PLAIN,HEXAGON 10-24 . . . . .     | 4   |
|          |          |                  |       |               | <b>END OF FIGURE</b>                  |     |

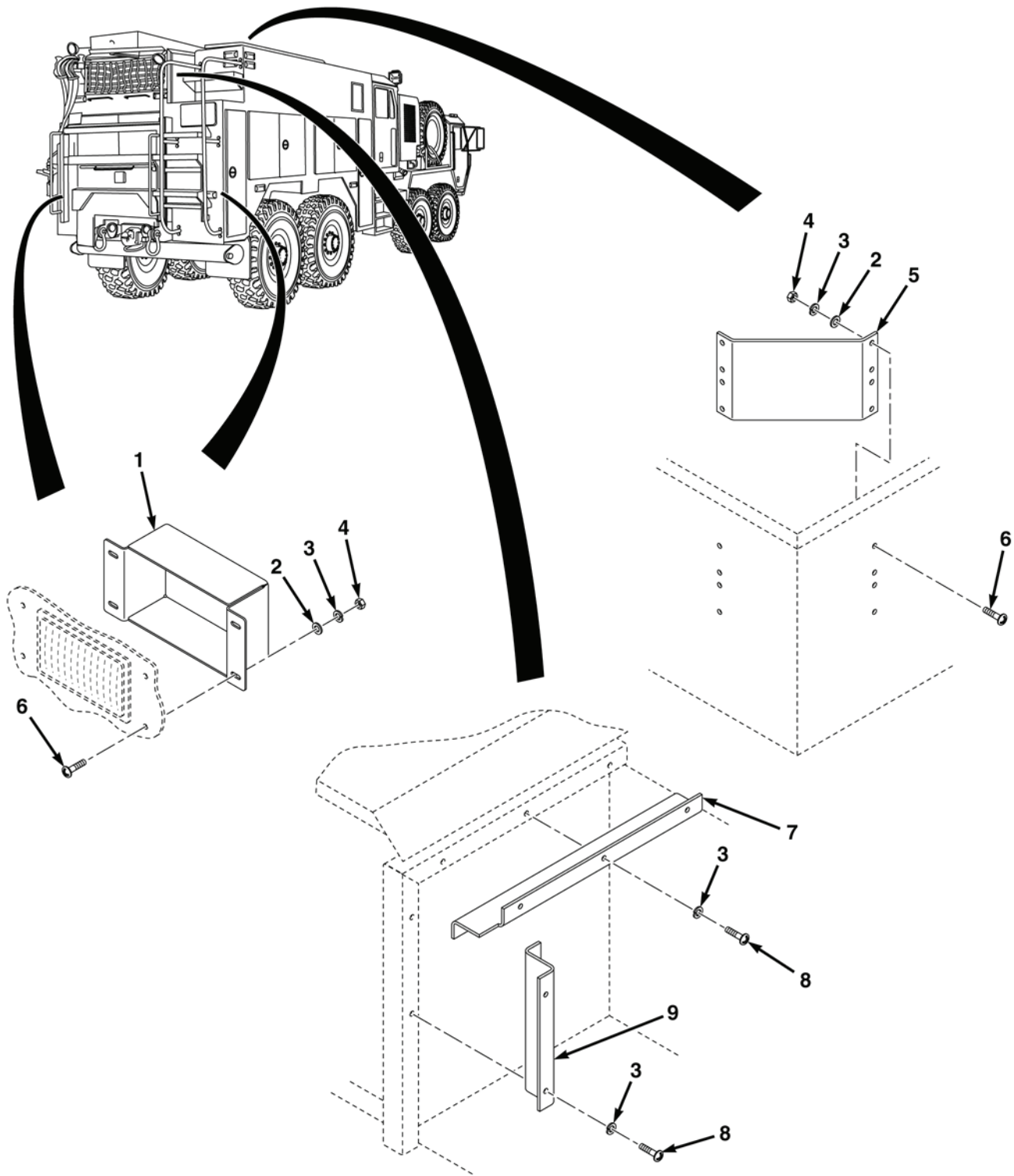


FIG. 62 COVER GROUP, WIRE, REAR BODY

| (1)                  | (2)      | (3)              | (4)   | (5)         | (6)                                   | (7) |
|----------------------|----------|------------------|-------|-------------|---------------------------------------|-----|
| ITEM NO.             | SMR CODE | NSN              | CAGEC | PART NUMBER | DESCRIPTION AND USABLE ON CODES (UOC) | QTY |
|                      |          |                  |       |             | GROUP 7621 WARNING LIGHT ASSEMBLY     |     |
|                      |          |                  |       |             | FIG. 62 COVER GROUP, WIRE, REAR BODY  |     |
| 1                    | PFFZZ    |                  | 04664 | 1331396     | COVER,WIRE,WARNING .....              | 2   |
| 2                    | PAFZZ    | 5310-00-765-3197 | 96906 | MS27183-41  | WASHER,FLAT 3/16 .....                | 12  |
| 3                    | PAFZZ    | 5310-00-883-9417 | 80205 | MS35338-158 | WASHER,LOCK 1/4 .....                 | 17  |
| 4                    | PAFZZ    | 5310-01-142-7049 | 45152 | 1817HX      | NUT,PLAIN,HEXAGON 10-24 .....         | 12  |
| 5                    | PFFZZ    |                  | 04664 | 1221929     | BRACKET,COVER HATCH COMPARTMENT ..... | 1   |
| 6                    | PAFZZ    | 5305-00-984-6212 | 80205 | MS35206-265 | SCREW,MACHINE 10-24 X 3/4 .....       | 12  |
| 7                    | PFFZZ    |                  | 04664 | 1136388     | COVER,WIRE PASSENGER SIDE .....       | 1   |
| 8                    | PAFZZ    | 5305-00-883-0629 | 96906 | MS51862-6   | SCREW,TAPPING .....                   | 5   |
| 9                    | PFFZZ    |                  | 04664 | 1136321     | COVER,WIRE .....                      | 1   |
| <b>END OF FIGURE</b> |          |                  |       |             |                                       |     |

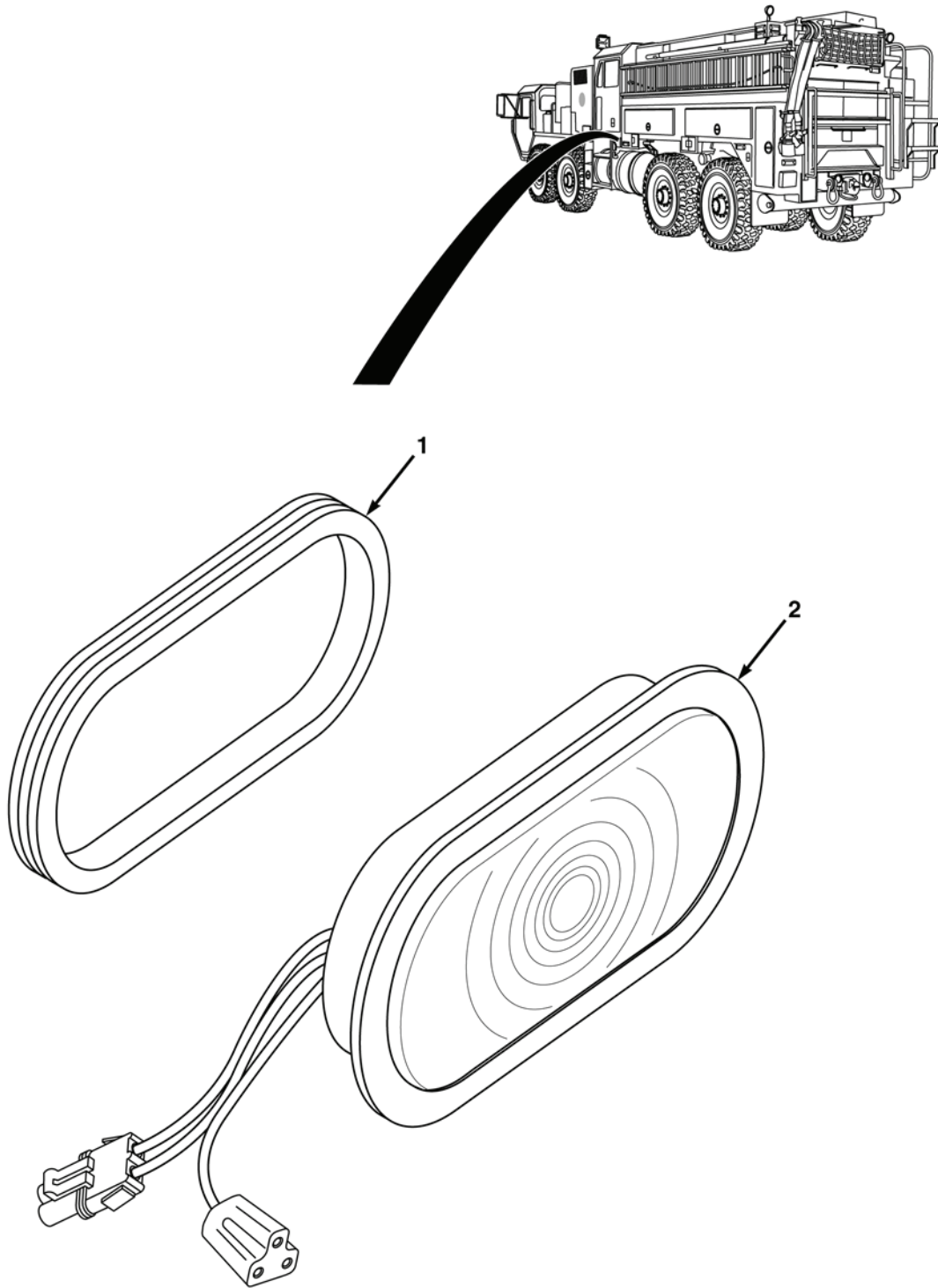


FIG. 63 LIGHT ASSEMBLY, CLEARANCE, AMBER (1184086)

| (1)                  | (2)      | (3)              | (4)   | (5)         | (6)  | (7) |
|----------------------|----------|------------------|-------|-------------|--|-----|
| ITEM NO.             | SMR CODE | NSN              | CAGEC | PART NUMBER | DESCRIPTION AND USABLE ON CODES (UOC)              | QTY |
|                      |          |                  |       |             | GROUP 7621 WARNING LIGHT ASSEMBLY                  |     |
|                      |          |                  |       |             | FIG. 63 LIGHT ASSEMBLY, CLEARANCE, AMBER (1184086) |     |
| 1                    | PAFZZ    | 5325-01-163-6558 | 13548 | 60700       | GROMMET, NONMETALLIC . . . . .                     | 1   |
| 2                    | PAFZZ    | 6220-01-517-8185 | 13548 | 60255Y      | LIGHT, MARKER CLEARANCE . . . . .                  | 1   |
| <b>END OF FIGURE</b> |          |                  |       |             |  |     |

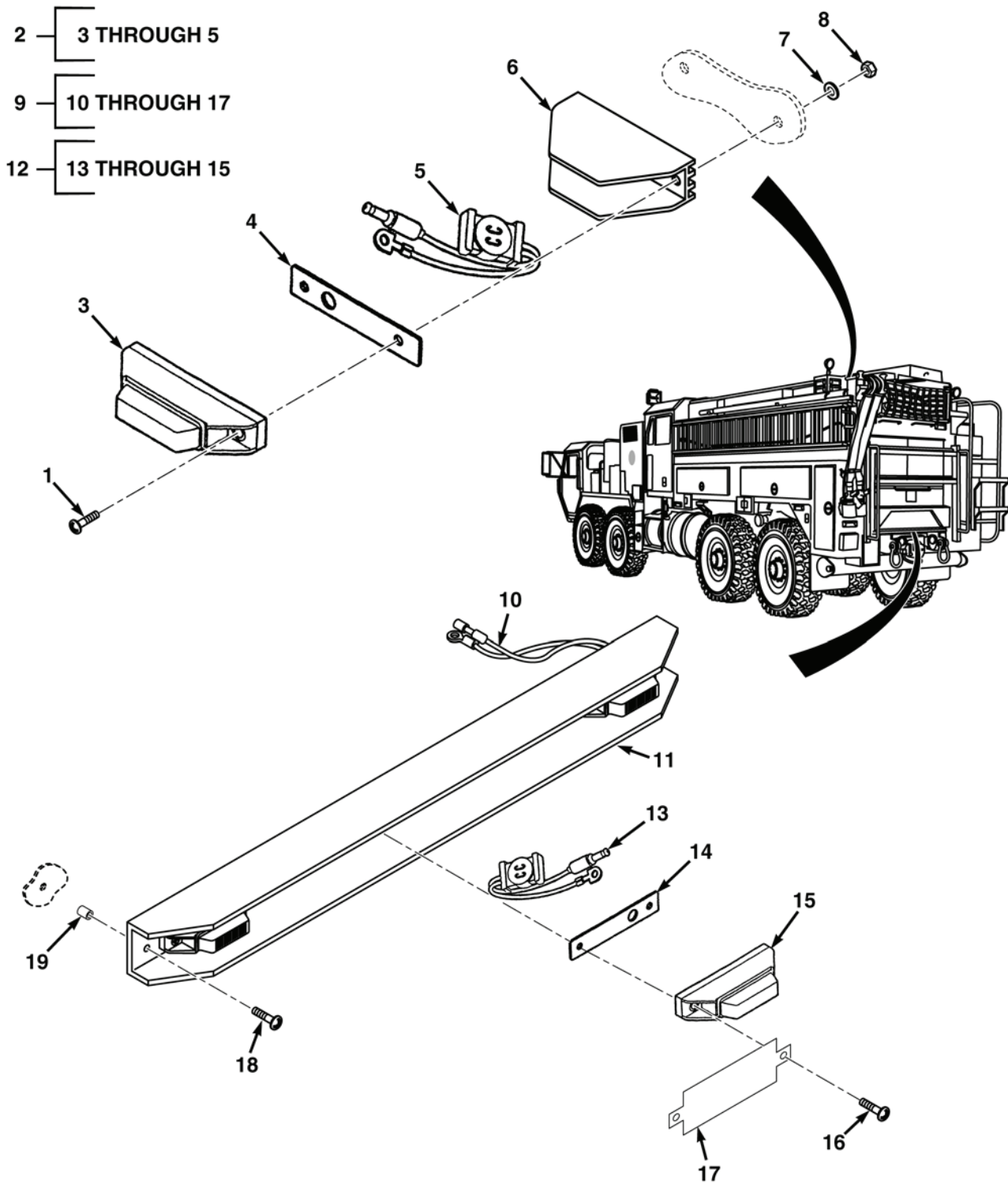


FIG. 64 LIGHT ASSEMBLIES, REAR CLEARANCE

| (1)      | (2)      | (3)              | (4)   | (5)           | (6)   | (7) |
|----------|----------|------------------|-------|---------------|---|-----|
| ITEM NO. | SMR CODE | NSN              | CAGEC | PART NUMBER   | DESCRIPTION AND USABLE ON CODES (UOC)         | QTY |
|          |          |                  |       |               | GROUP 7621 WARNING LIGHT ASSEMBLY             |     |
|          |          |                  |       |               | FIG. 64 LIGHT ASSEMBLIES, REAR CLEARANCE      |     |
| 1        | PAFZZ    | 5305-00-984-6212 | 80205 | MS35206-265   | SCREW,MACHINE 10-24 X .75. . . . .            | 8   |
| 2        | PAFZZ    | 6220-01-517-4358 | 13548 | 35017R        | LIGHT,MARKER,CLEARA . . . . .                 | 4   |
| 3        | PAFZZ    | 6220-01-517-8169 | 13548 | 35200R        | . LIGHT,MARKER. . . . .                       | 1   |
| 4        | PAFZZ    | 5330-01-517-2194 | 13548 | 97035         | . GASKET. . . . .                             | 1   |
| 5        | PAFZZ    | 5935-01-517-8182 | 13548 | 94862         | . CONNECTOR,PLUG . . . . .                    | 1   |
| 6        | PFFZZ    |                  | 04664 | 1186133       | BRACKET,LIGHT,MARKER CLEARANCE LIGHT. . . . . | 4   |
| 7        | PAFZZ    | 5310-00-765-3197 | 96906 | MS27183-41    | WASHER,FLAT 10. . . . .                       | 8   |
| 8        | PAFZZ    | 5310-00-208-1918 | 88044 | AN365-1024A   | NUT,SELF-LOCKING 10-24. . . . .               | 8   |
| 9        | PAFZZ    | 6220-01-517-6092 | 04664 | 61-1229       | LIGHT ASSEMBLY CLEARANCE . . . . .            | 1   |
| 10       | PAFZZ    |                  | 13548 | 96989         | . HARNESS . . . . .                           | 1   |
| 11       | PFFZZ    |                  | 13548 | 00815         | . BAR,ID 6" CENTER. . . . .                   | 1   |
| 12       | PAFZZ    | 6220-01-517-4358 | 13548 | 35017R        | . LIGHT,MARKER,CLEARA . . . . .               | 3   |
| 13       | PAFZZ    | 6220-01-517-8169 | 13548 | 35200R        | . . LIGHT,MARKER. . . . .                     | 1   |
| 14       | PAFZZ    | 5330-01-517-2194 | 13548 | 97035         | . . GASKET. . . . .                           | 1   |
| 15       | PAFZZ    | 5935-01-517-8182 | 13548 | 94862         | . . CONNECTOR,PLUG . . . . .                  | 1   |
| 16       | PAFZZ    | 5305-00-984-6212 | 80205 | MS35206-265   | . SCREW,MACHINE 10-24 X .75. . . . .          | 6   |
| 17       | XAFZZ    |                  | 13548 | 35740R-AA     | . COVER,ACCESS. . . . .                       | 2   |
| 18       | PAFZZ    | 5305-00-984-6214 | 80205 | MS35206-267   | SCREW,MACHINE 10-24 X 1.00. . . . .           | 2   |
| 19       | PAFZZ    | 5325-01-411-0066 | 78276 | ALS4-1024-130 | INSERT,SCREW THREAD 10-24 . . . . .           | 2   |
|          |          |                  |       |               | <b>END OF FIGURE</b>                          |     |

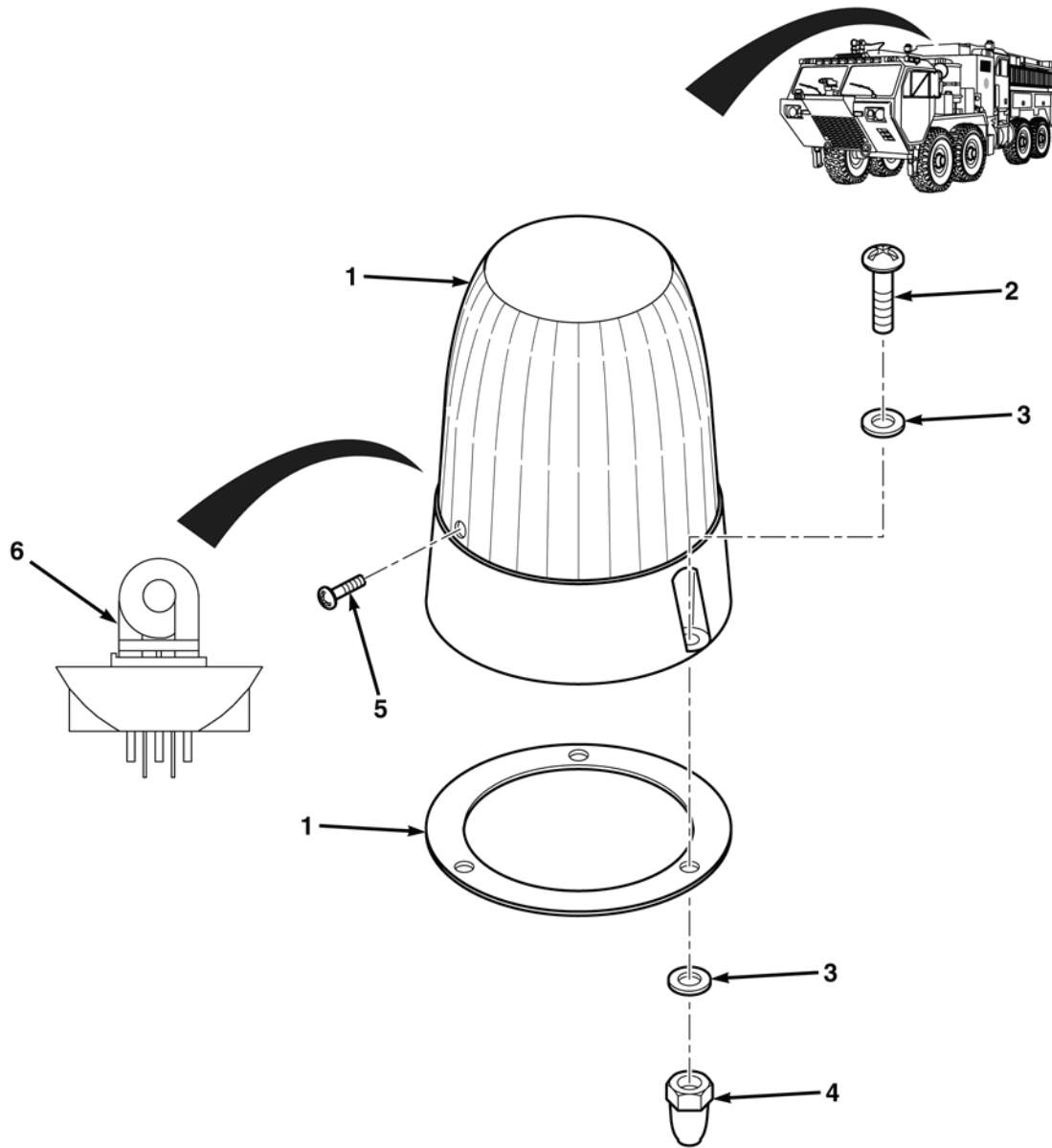


FIG. 65 STROBE LIGHT INSTALLATION



| (1)      | (2)      | (3)              | (4)   | (5)           | (6)                                   | (7) |
|----------|----------|------------------|-------|---------------|---------------------------------------|-----|
| ITEM NO. | SMR CODE | NSN              | CAGEC | PART NUMBER   | DESCRIPTION AND USABLE ON CODES (UOC) | QTY |
|          |          |                  |       |               | GROUP 7621 WARNING LIGHT ASSEMBLY     |     |
|          |          |                  |       |               | FIG. 65 STROBE LIGHT INSTALLATION     |     |
| 1        | PAFZZ    | 6220-01-525-4424 | 10402 | 1200DHRP      | LIGHT,WARNING. ....                   | 1   |
| 2        | PAFZZ    | 5305-00-984-6214 | 80205 | MS35206-267   | SCREW,MACHINE 10-24 X 1.00. ....      | 3   |
| 3        | PAFZZ    | 5310-00-765-3197 | 96906 | MS27183-41    | WASHER,FLAT 10. ....                  | 6   |
| 4        | PAFZZ    | 5310-01-283-4637 | 96906 | A-A-55629     | NUT,PLAIN,CAP #10-24 UNC. ....        | 3   |
| 5        | PAFZZ    | 5305-00-403-3465 | 80205 | NAS1635-08-10 | SCREW 8-32 x .625. ....               | 2   |
| 6        | PAFZZ    | 6240-01-498-3042 | 10402 | 36-0342400-00 | LAMP,FLASHTUBE. ....                  | 1   |
|          |          |                  |       |               | <b>END OF FIGURE</b>                  |     |

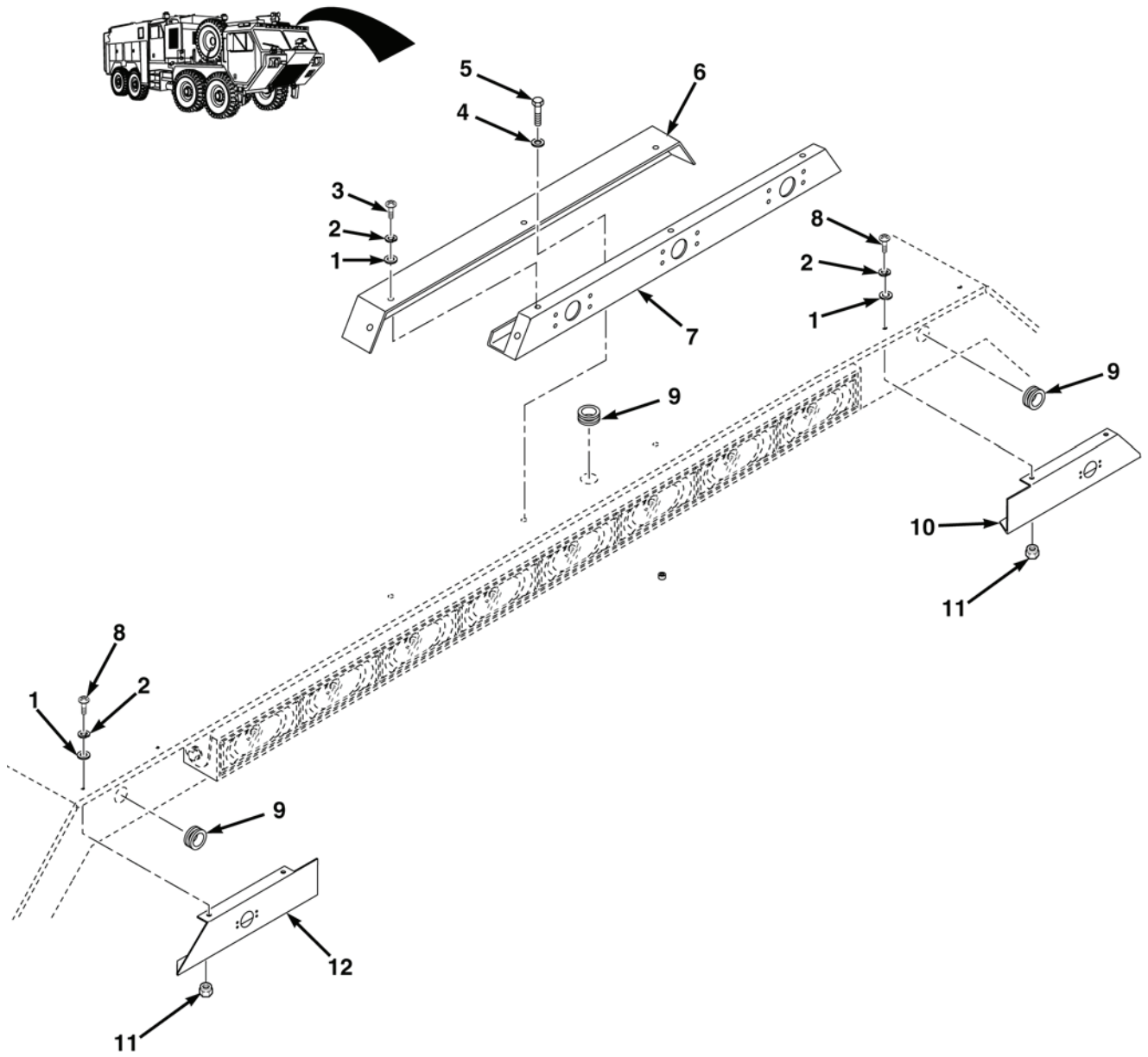


FIG. 66 BRACKET, LIGHTS, ROOF MOUNTED

| (1)                  | (2)      | (3)              | (4)   | (5)           | (6)  | (7) |
|----------------------|----------|------------------|-------|---------------|--|-----|
| ITEM NO.             | SMR CODE | NSN              | CAGEC | PART NUMBER   | DESCRIPTION AND USABLE ON CODES (UOC)                                      | QTY |
|                      |          |                  |       |               | GROUP 7621 WARNING LIGHT ASSEMBLY<br>FIG. 66 BRACKET, LIGHTS, ROOF MOUNTED |     |
| 1                    | PAFZZ    | 5310-00-765-3197 | 96906 | MS27183-41    | WASHER,FLAT 3/16 .....   | 9   |
| 2                    | PAFZZ    | 5310-00-045-3296 | 80205 | MS35338-43    | WASHER,LOCK. ....  | 9   |
| 3                    | PAFZZ    | 5305-01-517-3710 | 92858 | 9958.0001     | SCREW,MACHINE 10-24 NC X 1/2. ....   | 5   |
| 4                    | PAFZZ    | 5310-00-823-8804 | 96906 | MS27183-9     | WASHER,FLAT 1/4 .....  | 2   |
| 5                    | PAFZZ    | 5305-00-068-0502 | 80205 | MS90725-6     | SCREW,CAP,HEXAGON 1/4-20 X 3/4. ...  | 5   |
| 6                    | PFFZZ    | 5340-01-559-3883 | 04664 | 1199173       | BRACKET,MOUNTING BACK<br>CLEARANCE LIGHT .....                             | 1   |
| 7                    | PFFZZ    | 5340-01-559-3583 | 04664 | 1199171       | BRACKET,MOUNTING<br>CENTER,CLEARANCE LIGHT .....                           | 1   |
| 8                    | PAFZZ    | 5305-00-984-6214 | 80205 | MS35206-267   | SCREW,MACHINE 10-24 X 1 NC .....   | 4   |
| 9                    | PAFZZ    | 5325-00-276-5954 | 96906 | MS35489-49    | GROMMET,NONMETALLIC. ....  | 3   |
| 10                   | PFFZZ    | 5340-01-559-9286 | 04664 | 1199177       | BRACKET,MOUNTING LH,CLEARANCE<br>LIGHT. ....                               | 1   |
| 11                   | PAFZZ    | 5325-01-411-0066 | 78276 | ALS4-1024-130 | INSERT,SCREW THREAD 10-24 .....  | 4   |
| 12                   | PFFZZ    | 5340-01-559-2775 | 04664 | 1199175       | BRACKET,MOUNTING RT,CLEARANCE<br>LIGHT. ....                               | 1   |
| <b>END OF FIGURE</b> |          |                  |       |               |  |     |

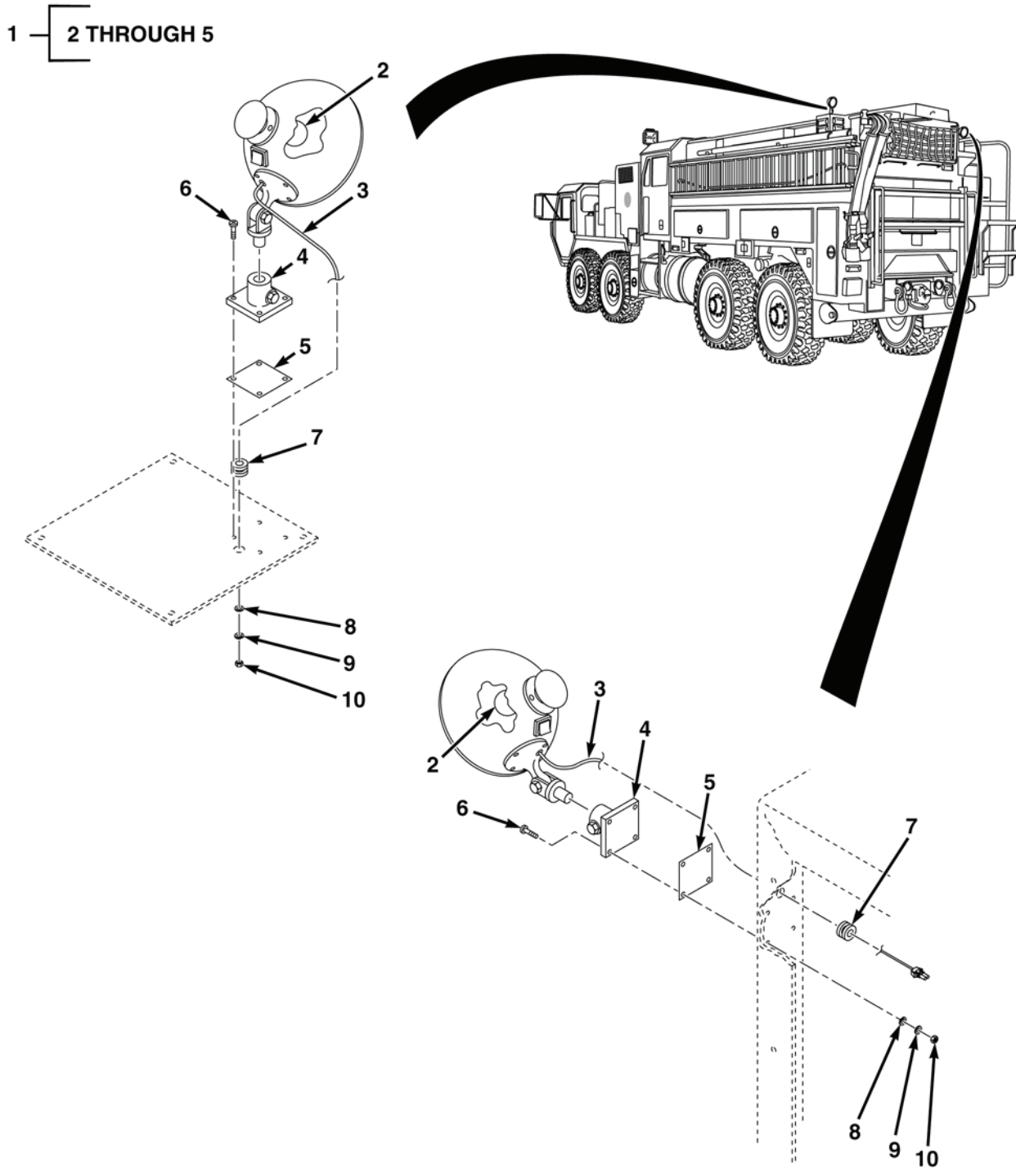


FIG. 67 LIGHT, DECK SPT UNITY W/SQR BRACKET

| (1)                  | (2)      | (3)              | (4)   | (5)          | (6)   | (7) |
|----------------------|----------|------------------|-------|--------------|---|-----|
| ITEM NO.             | SMR CODE | NSN              | CAGEC | PART NUMBER  | DESCRIPTION AND USABLE ON CODES (UOC)   | QTY |
|                      |          |                  |       |              | GROUP 7622 SPOTLIGHTS (FRONT AND REAR)<br>FIG. 67 LIGHT, DECK SPT UNITY W/<br>SQR BRACKET |     |
| 1                    | PAFFZ    | 6220-01-517-6149 | 04664 | 1325289      | SPOTLIGHT SUPPORT UNIT . . . . .  | 2   |
| 2                    | PAFZZ    | 6240-00-019-3141 | 96906 | MS18005-4530 | . LAMP, INCANDESCENT . . . . .  | 2   |
| 3                    | PAFZZ    | 6150-01-517-8498 | 78977 | 1469-1       | . CABLE ASSEMBLY, SPEC . . . . .  | 2   |
| 4                    | PFFZZ    | 5340-01-517-2833 | 78977 | 7037         | . BRACKET, MOUNTING . . . . .   | 2   |
| 5                    | PAFZZ    | 6220-00-217-9149 | 78977 | 7015         | . PAD . . . . .   | 2   |
| 6                    | PAFZZ    | 5305-00-145-0960 | 80205 | MS35206-338  | SCREW, MACHINE 10-24 X 1 1/4 . . . . .  | 8   |
| 7                    | PAFZZ    | 5325-00-281-4365 | 70485 | 374          | GROMMET, NONMETALLIC . . . . .  | 2   |
| 8                    | PAFZZ    | 5310-00-765-3197 | 96906 | MS27183-41   | WASHER, FLAT 3/16 . . . . .   | 8   |
| 9                    | PAFZZ    | 5310-00-045-3296 | 80205 | MS35338-43   | WASHER, LOCK #10 . . . . .  | 8   |
| 10                   | PAFZZ    | 5310-01-142-7049 | 45152 | 1817HX       | NUT, PLAIN, HEXAGON 10-24 . . . . .   | 8   |
| <b>END OF FIGURE</b> |          |                  |       |              |   |     |

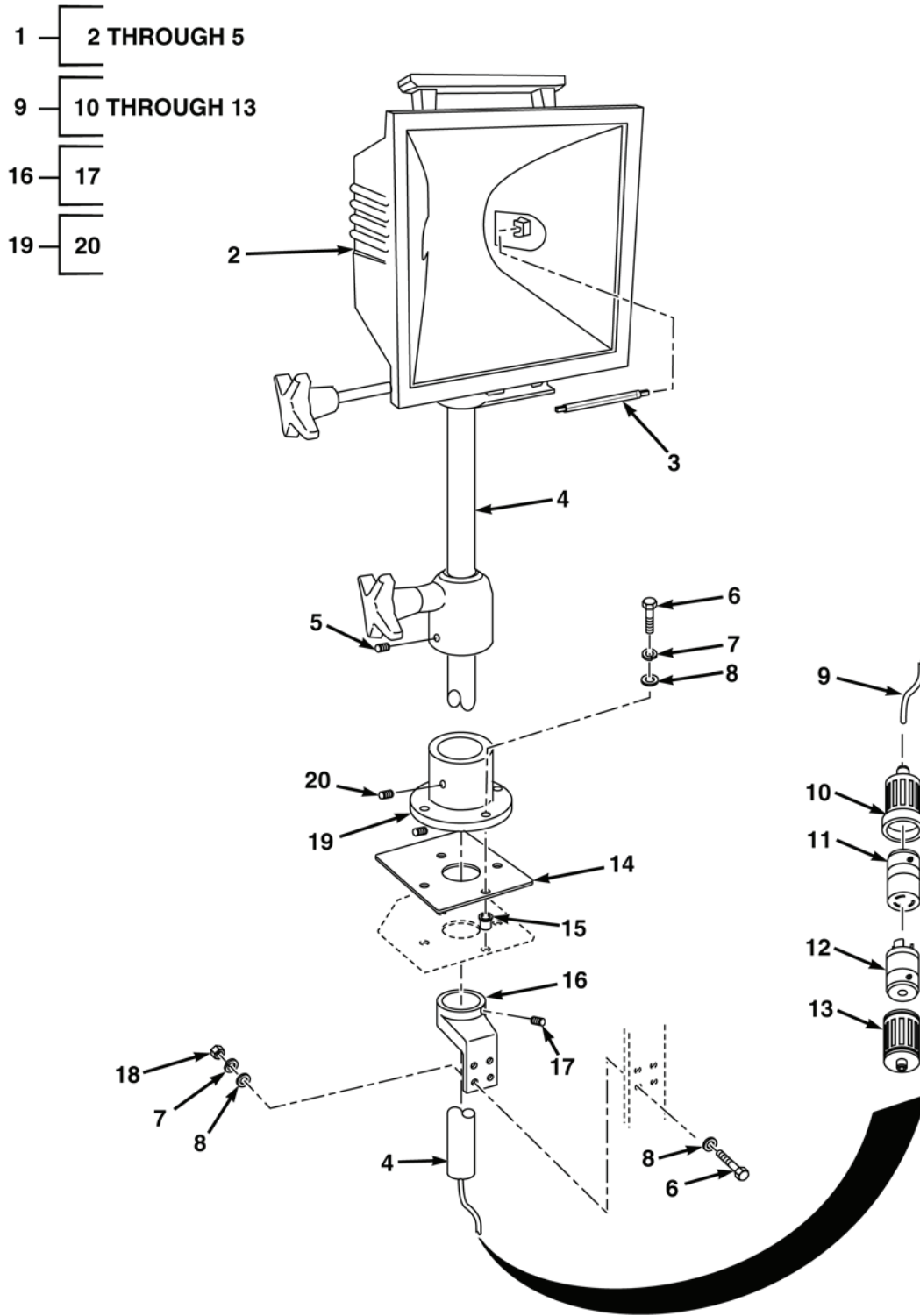


FIG. 68 FLOODLIGHT, EXTENDABLE

| (1)      | (2)      | (3)              | (4)   | (5)          | (6)  | (7) |
|----------|----------|------------------|-------|--------------|--|-----|
| ITEM NO. | SMR CODE | NSN              | CAGEC | PART NUMBER  | DESCRIPTION AND USABLE ON CODES (UOC)  | QTY |
|          |          |                  |       |              | GROUP 7622 SPOTLIGHTS (FRONT AND REAR)<br>FIG. 68 FLOODLIGHT, EXTENDABLE       |     |
| 1        | PAFFZ    | 6220-01-517-5809 | 0HXV5 | E-500-NB.40  | FLOODLIGHT,ELECTRIC . . . . .  | 2   |
| 2        | PAFZZ    | 6220-01-517-5811 | 0HXV5 | HD-500-120   | . FLOODLIGHT,ELECTRIC . . . . .  | 2   |
| 3        | PAFZZ    | 6240-00-946-2171 | 08805 | Q500T3CL120V | . LAMP,INCANDESCENT. . . . .   | 2   |
| 4        | PAFZZ    | 6230-01-518-5403 | 0HXV5 | EP-171-40    | . STAND,LIGHT . . . . .  | 2   |
| 5        | PAFZZ    | 5305-00-061-0266 | 80205 | MS51029-50   | . SETSCREW 1/4-20 X 5/16 . . . . .   | 16  |
| 6        | PAFZZ    | 5305-00-021-3668 | 80205 | MS35307-310  | SCREW,CAP,HEXAGON . . . . .  | 16  |
| 7        | PAFZZ    | 5310-00-883-9417 | 80205 | MS35338-158  | WASHER,LOCK 1/4. . . . .   | 16  |
| 8        | PAFZZ    | 5310-00-950-1403 | 80205 | MS15795-853  | WASHER,FLAT 1/4 . . . . .  | 24  |
| 9        | MFFZZ    |                  | 04664 | 640047-15    | CABLE ASSEMBLY,SPEC MAKE FROM P/N 640047,CAGE 04664,APPROX 180 IN. LG. . . . . | 30  |
| 10       | PAFZZ    | 5935-01-110-7143 | 74545 | 6024         | . BACKSHELL . . . . .  | 2   |
| 11       | PAFZZ    | 5935-01-396-8121 | 74545 | 4729C        | . CONNECTOR,PLUG,ELEC . . . . .  | 2   |
| 12       | PAFZZ    | 5935-01-025-9099 | 74545 | 47CM20C      | . CONNECTOR,PLUG,ELEC . . . . .  | 2   |
| 13       | PAFZZ    | 5935-01-108-1877 | 74545 | 6023         | . COVER,ELECTRICAL . . . . .   | 2   |
| 14       | PFFZZ    |                  | 04664 | 1343094      | FILLER, LIGHT BRACK. . . . .   | 2   |
| 15       | PAFZZ    | 5325-01-395-1247 | 78276 | ALS4-420-260 | INSERT,SCREW THREAD 1/4-20 . . . . .   | 8   |
| 16       | PFFZZ    |                  | 0HXV5 | SM2          | BRACKET,LIGHT,EXTEN SIDE MOUNT .   | 2   |
| 17       | PAFZZ    | 5305-00-061-0266 | 80205 | MS51029-50   | . SETSCREW 1/4-20 X 5/16 . . . . .   | 16  |
| 18       | PAFZZ    | 5310-00-001-9833 | 24821 | 173542       | NUT,PLAIN,HEXAGON . . . . .  | 8   |
| 19       | PFFZZ    |                  | 0HXV5 | TM           | BRACKET,LIGHT,EXTEN TOP MOUNT .  | 2   |
| 20       | PAFZZ    | 5305-00-061-0266 | 80205 | MS51029-50   | . SETSCREW 1/4-20 X 5/16 . . . . .   | 16  |
|          |          |                  |       |              | <b>END OF FIGURE</b>   |     |

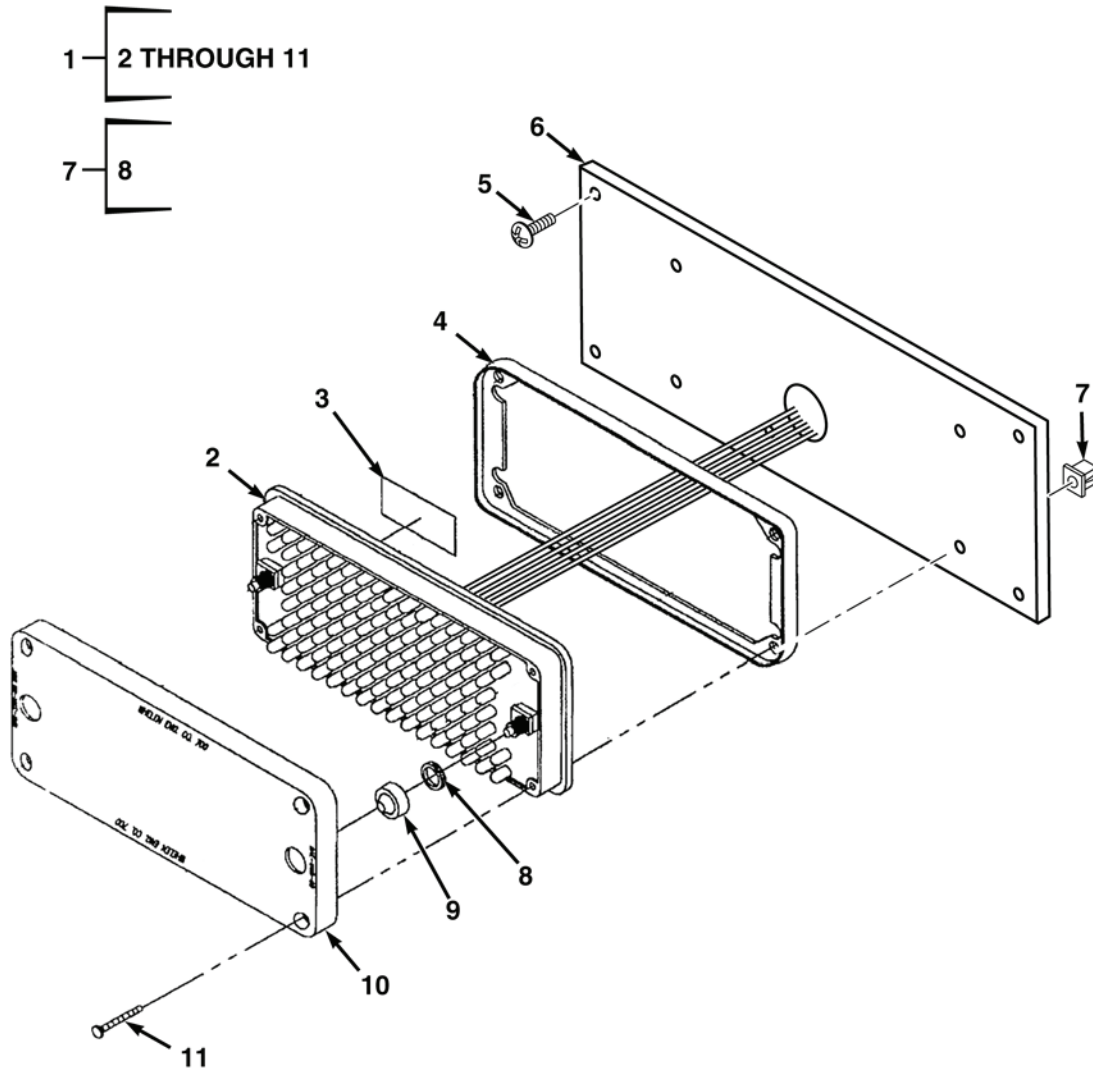


FIG. 69 CREW CAB DOME LIGHT (CLEAR)



| (1)                  | (2)      | (3)              | (4)   | (5)              | (6)  | (7) |
|----------------------|----------|------------------|-------|------------------|--|-----|
| ITEM NO.             | SMR CODE | NSN              | CAGEC | PART NUMBER      | DESCRIPTION AND USABLE ON CODES (UOC)  | QTY |
|                      |          |                  |       |                  | GROUP 7623 DOME AND ENGINE LIGHT ASSEMBLY<br>FIG. 69 CREW CAB DOME LIGHT (CLEAR) |     |
| 1                    | PAFFZ    |                  | 10402 | 01-0663729-00    | LIGHT,DOME ASSEMBLY . . . . .  | 2   |
| 2                    | XAFZZ    |                  | 10402 | 01-0263729-53    | . L.E.D. SUB ASSEMBLY . . . . .  | 2   |
| 3                    | XAFZZ    |                  | 10402 | 10-0523034-00    | . LABEL . . . . .  | 2   |
| 4                    | XAFZZ    |                  | 10402 | 38-0463342-00    | . GASKET . . . . .   | 2   |
| 5                    | PAFZZ    | 5305-00-409-2155 | 80205 | NAS1635-06-16    | . SCREW,MACHINE 6-32 X 1 . . . . .   | 8   |
| 6                    | PAFZZ    |                  | 04664 | 1609188          | . PANEL,TRUCK . . . . .  | 2   |
| 7                    | PAFZZ    |                  | 04664 | 1461022          | . GROMMET,PLASTIC BLACK,6 & 8 . . . . .  | 2   |
| 8                    | XAFZZ    |                  | 10402 | 01-0263729-53-XA | . . BLACK NUT . . . . .  | 2   |
| 9                    | XAFZZ    |                  | 10402 | 41-000000B-09    | . BOOT,SWITCH . . . . .  | 4   |
| 10                   | PAFZZ    |                  | 10402 | 68-3963728RCS    | . LENS,LIGHT . . . . .   | 2   |
| 11                   | PAFZZ    |                  | 10402 | 15-061416-240    | . SCREW,#6-32NC,PH SS,1.5 IN LG . . . . .  | 8   |
| <b>END OF FIGURE</b> |          |                  |       |                  |  |     |

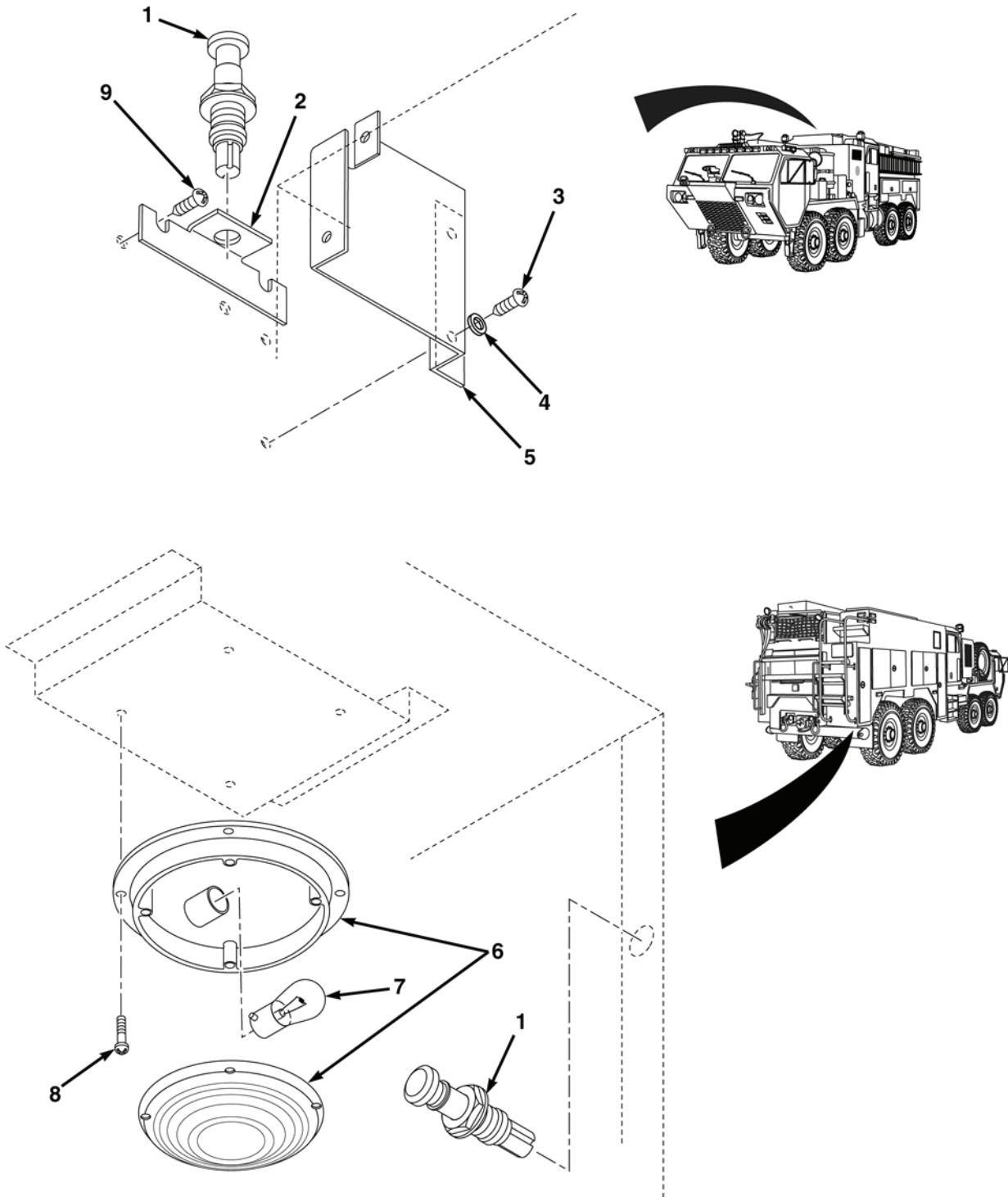


FIG. 70 COMPARTMENT DOME LIGHT AND SWITCH

| (1)                  | (2)      | (3)              | (4)   | (5)          | (6)                                       | (7) |
|----------------------|----------|------------------|-------|--------------|---|-----|
| ITEM NO.             | SMR CODE | NSN              | CAGEC | PART NUMBER  | DESCRIPTION AND USABLE ON CODES (UOC)     | QTY |
|                      |          |                  |       |              | GROUP 7623 DOME AND ENGINE LIGHT ASSEMBLY |     |
|                      |          |                  |       |              | FIG. 70 COMPARTMENT DOME LIGHT AND SWITCH |     |
| 1                    | PAFFZ    | 5930-01-517-6231 | 77326 | 52-620       | SWITCH,PUSH . . . . .                     | 9   |
| 2                    | PFFZZ    |                  | 04664 | 16-0055      | BRACKET,SWITCH,LIGH . . . . .             | 1   |
| 3                    | PAFZZ    | 5305-00-057-9602 | 96906 | MS21207-8-10 | SCREW,TAPPING . . . . .                   | 6   |
| 4                    | PAFZZ    | 5310-01-517-4200 | 04664 | 82-1017-001  | WASHER,FLAT 3/16 . . . . .                | 4   |
| 5                    | PFFZZ    |                  | 04664 | 1392260      | GUARD,SWITCH . . . . .                    | 1   |
| 6                    | PAFZZ    | 6220-01-517-9334 | 04664 | 61-1093      | LIGHT,DOME . . . . .                      | 10  |
| 7                    | PAFZZ    | 6240-00-044-6914 | 08108 | 1683         | LAMP,INCANDESCENT. . . . .                | 10  |
| 8                    | PAFZZ    | 5305-00-059-3661 | 80205 | MS51958-65   | SCREW,MACHINE 10-24 X 3/4. . . . .        | 4   |
| 9                    | PAFZZ    | 5305-00-054-5652 | 96906 | MS51957-18   | SCREW,MACHINE 1/8-40 X 5/8 . . . . .      | 2   |
| <b>END OF FIGURE</b> |          |                  |       |              |   |     |

1 — 2 THROUGH 4

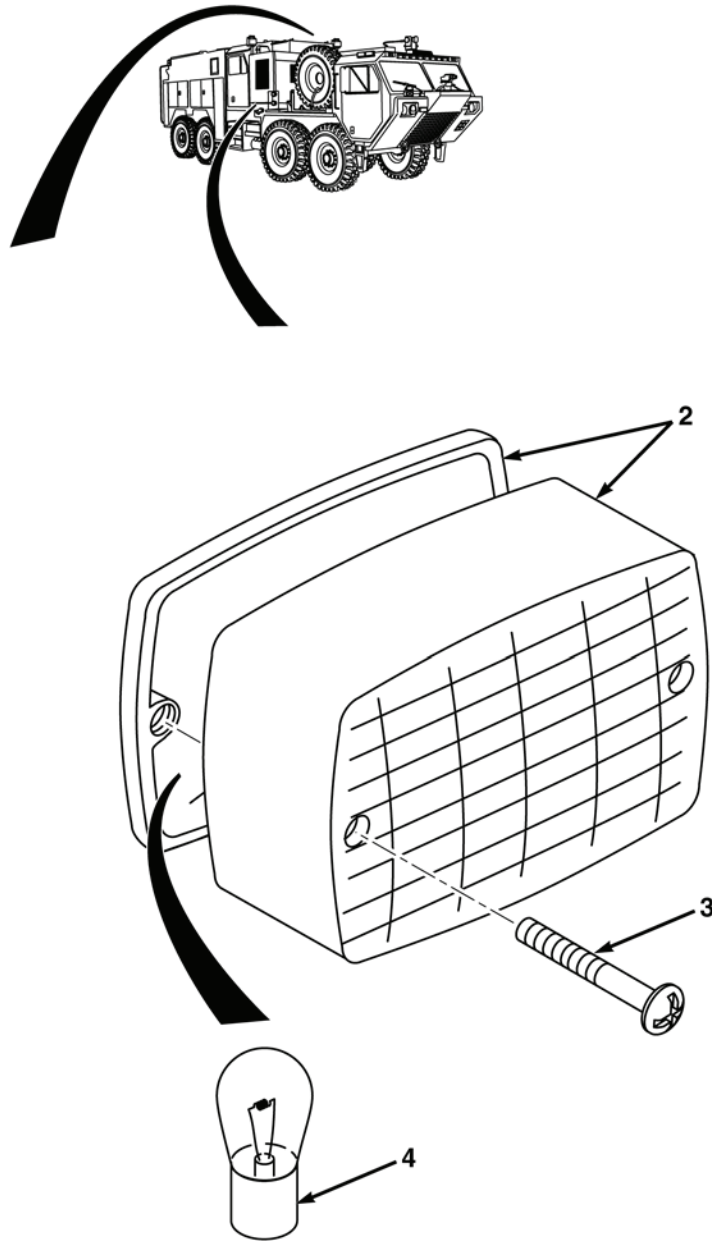


FIG. 71 PUMP HOUSE/CONTROL PANEL LIGHT

| (1)                  | (2)      | (3)              | (4)   | (5)         | (6)                                       | (7) |
|----------------------|----------|------------------|-------|-------------|---|-----|
| ITEM NO.             | SMR CODE | NSN              | CAGEC | PART NUMBER | DESCRIPTION AND USABLE ON CODES (UOC)     | QTY |
|                      |          |                  |       |             | GROUP 7623 DOME AND ENGINE LIGHT ASSEMBLY |     |
|                      |          |                  |       |             | FIG. 71 PUMP HOUSE/CONTROL PANEL LIGHT    |     |
| 1                    | XC       |                  | 04664 | 1345656     | LIGHT ASSEMBLY WORK W/C . . . . .         | 8   |
| 2                    | PAFZZ    | 6220-01-267-0284 | 12662 | M393C       | . LIGHT,DOME . . . . .                    | 8   |
| 3                    | PAFZZ    | 5305-00-059-3661 | 80205 | MS51958-65  | . SCREW,MACHINE 10-24 X 3/4 . . . . .     | 4   |
| 4                    | PAFZZ    | 6240-00-044-6914 | 08108 | 1683        | . LAMP,INCANDESCENT . . . . .             | 2   |
| <b>END OF FIGURE</b> |          |                  |       |             |   |     |

1 — 2

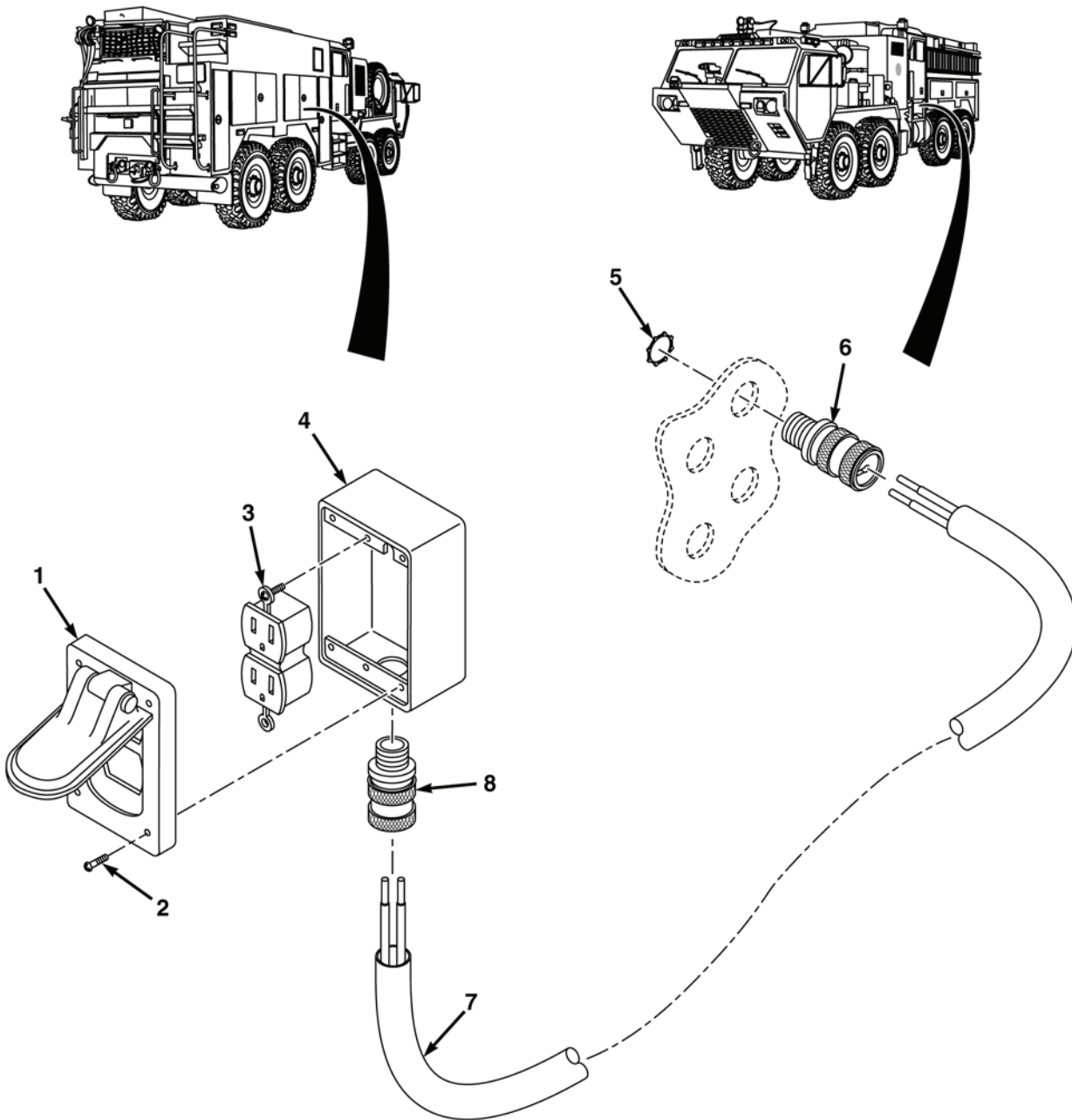


FIG. 72 RECEPTACLE ASSEMBLY (1325204)

| (1)                  | (2)      | (3)              | (4)   | (5)         | (6)  | (7) |
|----------------------|----------|------------------|-------|-------------|--|-----|
| ITEM NO.             | SMR CODE | NSN              | CAGEC | PART NUMBER | DESCRIPTION AND USABLE ON CODES (UOC)  | QTY |
|                      |          |                  |       |             | GROUP 7626 MISCELLANEOUS ELECTRICAL<br>FIG. 72 RECEPTACLE ASSEMBLY (1325204) |     |
| 1                    | PAFZZ    | 5975-01-052-1433 | 74545 | HBL5221     | PLATE,WALL,ELECTRIC. ....  | 1   |
| 2                    | PAFZZ    | 5305-00-889-3000 | 80205 | MS35206-230 | . SCREW,MACHINE 6-32 X 1/2. ....   | 4   |
| 3                    | PAFZZ    | 5935-01-517-9007 | 04664 | 63-0093     | CONNECTOR,RECEPTACL 125V 15A. .  | 1   |
| 4                    | PAFZZ    |                  | 75282 | FS-2        | BOX,ELECTRICAL . . . . .   | 1   |
| 5                    | PAFZZ    | 5975-01-322-6434 | 56501 | 141SL       | LOCKNUT,ELECTRICAL . . . . .   | 1   |
| 6                    | PAFZZ    | 5975-01-262-8475 | 74545 | SHC1036     | BOX CONNECTOR,ELECT. ....  | 1   |
| 7                    | MFFZZ    |                  | 04664 | 640047-50   | CABLE ASSEMBLY,SPEC MAKE FROM P/N 640047,CAGE 04664,APPROX 600 IN. ....      | 15  |
| 8                    | PAFZZ    | 5975-01-283-8699 | 05574 | SHC-1024    | BOX,CONNECTOR . . . . .  | 1   |
| <b>END OF FIGURE</b> |          |                  |       |             |  |     |

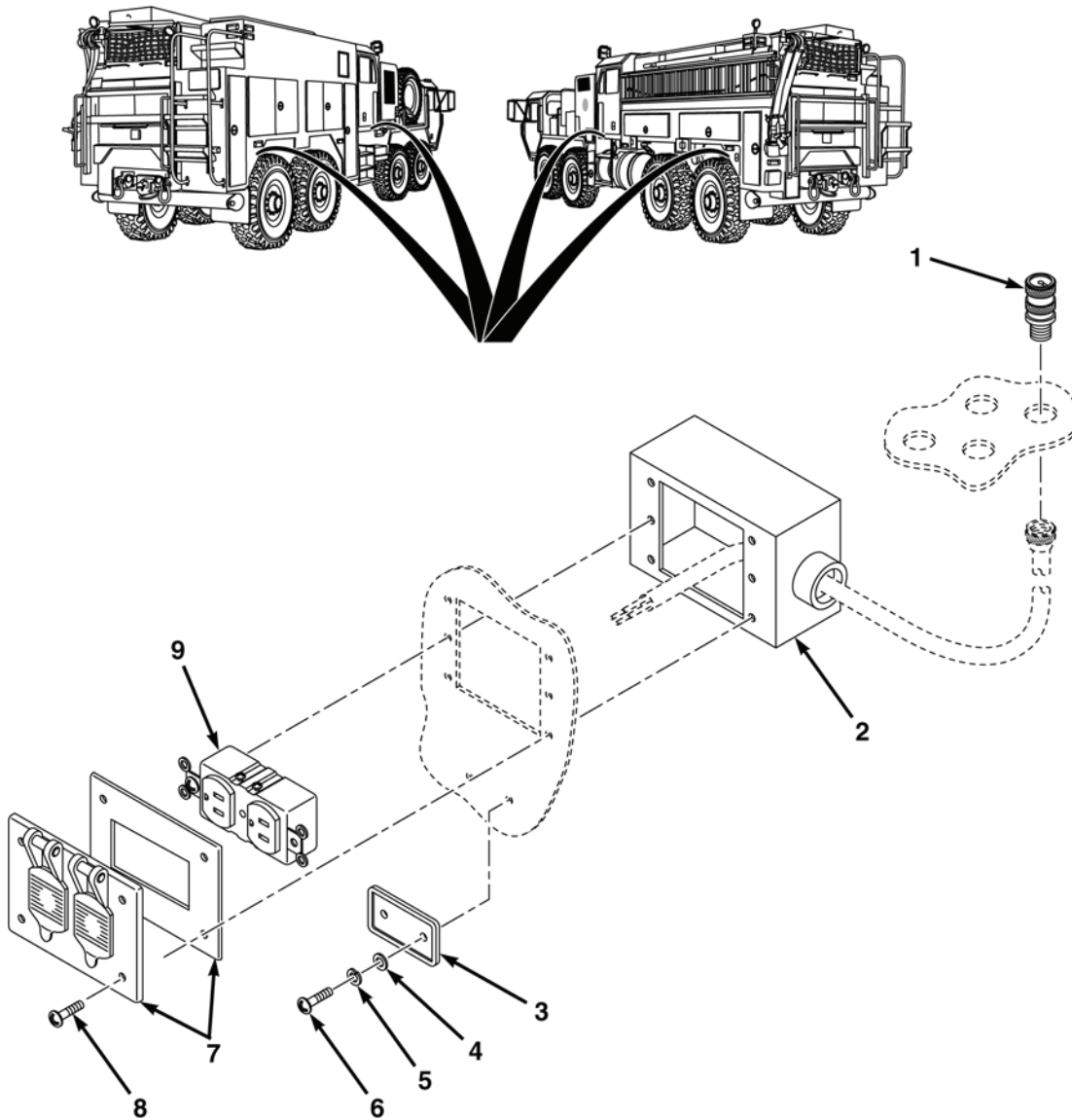


FIG. 73 RECEPTACLE ASSEMBLY (1186208)



| (1)      | (2)      | (3)              | (4)   | (5)         | (6)                                   | (7) |
|----------|----------|------------------|-------|-------------|---------------------------------------|-----|
| ITEM NO. | SMR CODE | NSN              | CAGEC | PART NUMBER | DESCRIPTION AND USABLE ON CODES (UOC) | QTY |
|          |          |                  |       |             | GROUP 7626 MISCELLANEOUS ELECTRICAL   |     |
|          |          |                  |       |             | FIG. 73 RECEPTACLE ASSEMBLY (1186208) |     |
| 1        | PAFZZ    | 5975-01-262-8475 | 74545 | SHC1036     | BOX CONNECTOR,ELECT.....              | 4   |
| 2        | PAFZZ    |                  | 75282 | FS-2        | BOX,ELECTRICAL .....                  | 4   |
| 3        | PAFZZ    | 5340-01-517-3274 | 04664 | 52-0162     | PLATE,MOUNTING W/HOLES .....          | 4   |
| 4        | PAFZZ    | 5310-00-765-3197 | 96906 | MS27183-41  | WASHER,FLAT 3/16 .....                | 8   |
| 5        | PAFZZ    | 5310-00-045-3296 | 80205 | MS35338-43  | WASHER,LOCK #10 .....                 | 8   |
| 6        | PAFZZ    | 5305-00-050-9229 | 96906 | MS51957-63  | SCREW,MACHINE 1/4-20 X 1/2 .....      | 8   |
| 7        | PAFZZ    |                  | 04664 | 63-0343     | COVER,ELECTRICAL BO .....             | 4   |
| 8        | PAFZZ    | 5305-00-984-4992 | 80205 | MS35206-232 | SCREW,MACHINE 6-32 X .75.....         | 16  |
| 9        | PAFZZ    | 5935-01-517-9007 | 04664 | 63-0093     | CONNECTOR,RECEPTACL 125V 15A..        | 4   |
|          |          |                  |       |             | <b>END OF FIGURE</b>                  |     |

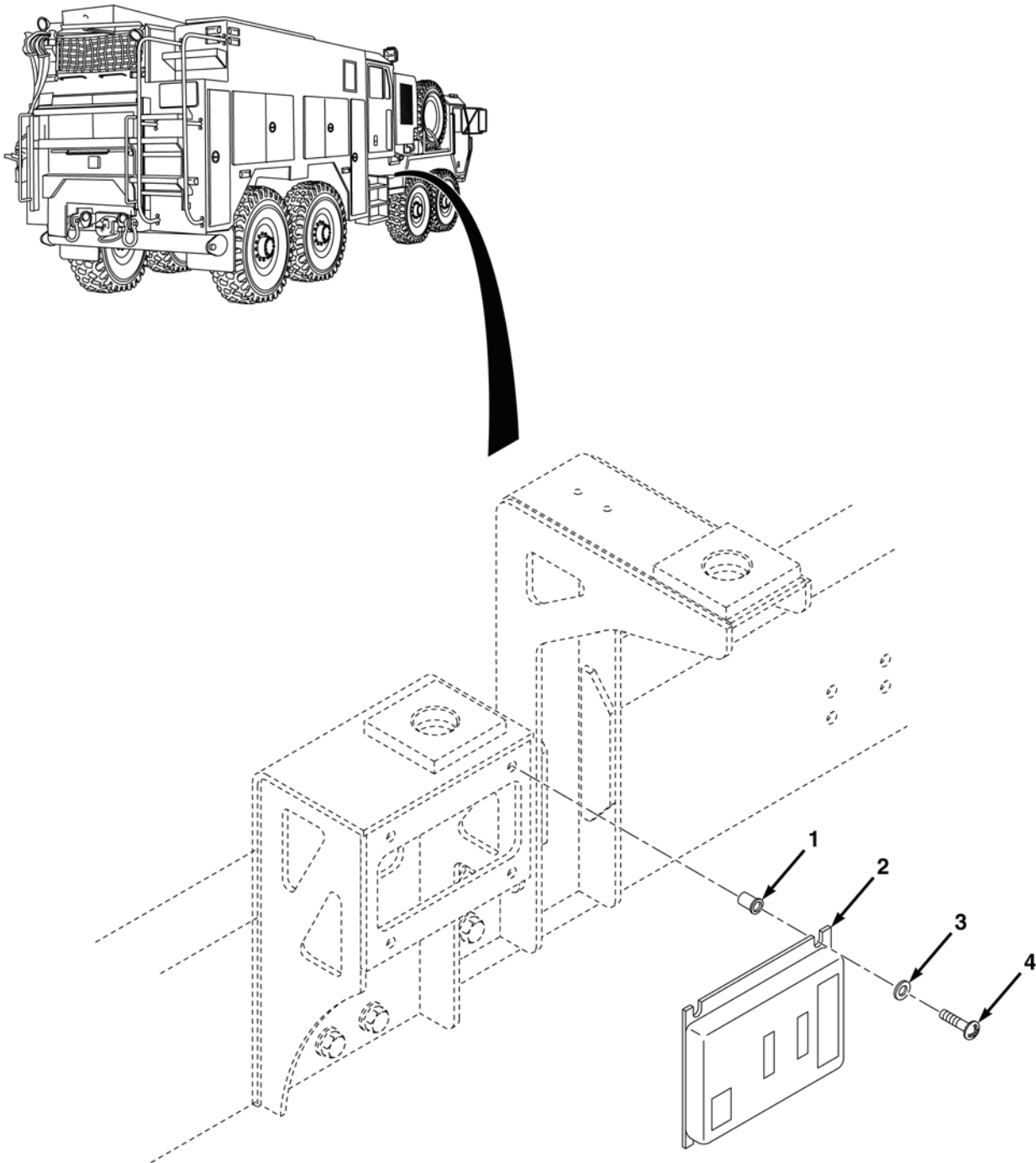


FIG. 74 BATTERY EQUALIZER

| (1)      | (2)      | (3)              | (4)   | (5)          | (6)                                   | (7) |
|----------|----------|------------------|-------|--------------|---------------------------------------|-----|
| ITEM NO. | SMR CODE | NSN              | CAGEC | PART NUMBER  | DESCRIPTION AND USABLE ON CODES (UOC) | QTY |
|          |          |                  |       |              | GROUP 7626 MISCELLANEOUS ELECTRICAL   |     |
|          |          |                  |       |              | FIG. 74 BATTERY EQUALIZER             |     |
| 1        | PAFZZ    | 5325-01-394-2414 | 78276 | ALS7-420-165 | INSERT,SCREW THREAD 1/4-20 . . . . .  | 4   |
| 2        | PAFZZ    | 6130-01-239-8106 | 2V497 | 90-20A       | POWER SUPPLY . . . . .                | 1   |
| 3        | PAFZZ    | 5310-00-562-2826 | 39428 | 90295A140    | WASHER,FLAT . . . . .                 | 4   |
| 4        | PAFZZ    | 5305-00-068-0502 | 80205 | MS90725-6    | SCREW,CAP,HEXAGON 1/4-20 X 3/4. . .   | 4   |
|          |          |                  |       |              | <b>END OF FIGURE</b>                  |     |

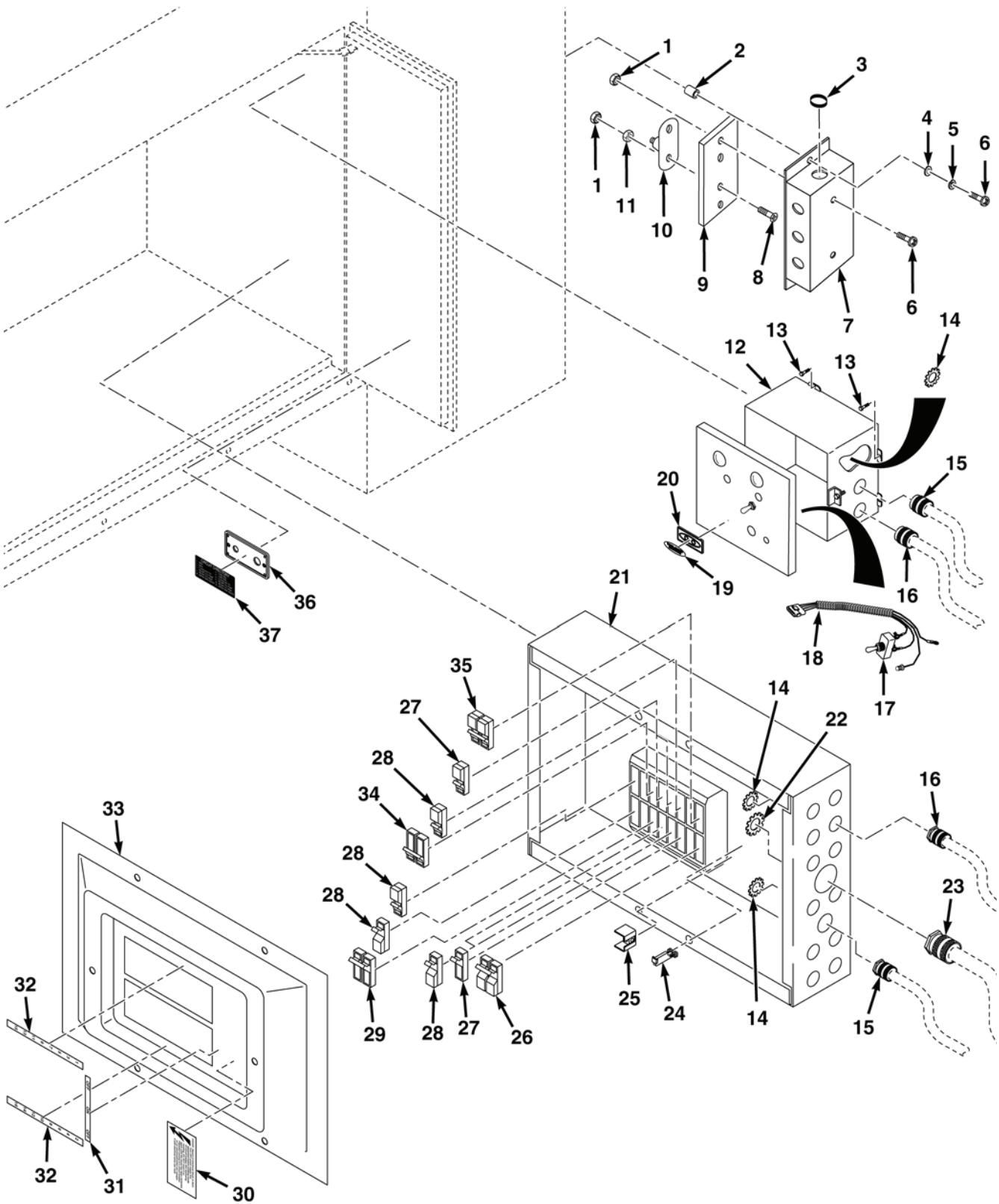


FIG. 75 REAR COMPARTMENT BREAKER BOX

| (1)      | (2)      | (3)              | (4)   | (5)             | (6)   | (7) |
|----------|----------|------------------|-------|-----------------|---|-----|
| ITEM NO. | SMR CODE | NSN              | CAGEC | PART NUMBER     | DESCRIPTION AND USABLE ON CODES (UOC)                                       | QTY |
|          |          |                  |       |                 | GROUP 7626 MISCELLANEOUS ELECTRICAL<br>FIG. 75 REAR COMPARTMENT BREAKER BOX |     |
| 1        | PAFZZ    |                  | 3A054 | 90675A011       | NUT,KEPS,LOCK 10-24 UNC . . . . .   | 3   |
| 2        | PAFZZ    | 5325-01-411-0066 | 78276 | ALS4-1024-130   | INSERT,SCREW THREAD 10-24 . . . . .   | 2   |
| 3        | PAFZZ    |                  | 04664 | 81-1021-0017    | GROMMET,NONMETALIC 5/8 IN . . . . .   | 1   |
| 4        | PAFZZ    | 5310-00-765-3197 | 96906 | MS27183-41      | WASHER,FLAT 10 . . . . .  | 2   |
| 5        | PAFZZ    | 5310-00-045-3296 | 80205 | MS35338-43      | WASHER,LOCK 10 . . . . .  | 2   |
| 6        | PAFZZ    | 5305-00-984-6214 | 80205 | MS35206-267     | SCREW,MACHINE 10-24 X 1.00 . . . . .  | 2   |
| 7        | PFFZZ    |                  | 04664 | 1392398         | BRACKET,SWITCH . . . . .  | 1   |
| 8        | PAFZZ    | 5305-00-050-9231 | 96906 | MS51957-65      | SCREW,MACHINE 10-24 X .75 . . . . .   | 2   |
| 9        | PAFZZ    | 5340-01-517-5868 | 04664 | 1280513         | PLATE,MOUNTING . . . . .  | 1   |
| 10       | PAFZZ    |                  | 3NZK0 | 44-3795         | SWITCH,KLIXON TEMP CONTROL . . . . .  | 1   |
| 11       | PAFZZ    | 5310-00-208-1918 | 88044 | AN365-1024A     | NUT,SELF-LOCKING 10-24 . . . . .  | 2   |
| 12       | PAFZZ    |                  | 04664 | 63-0751-0001    | BOX,JUNCTION . . . . .  | 1   |
| 13       | PAFZZ    | 5305-00-984-6212 | 80205 | MS35206-265     | SCREW,MACHINE 10-24 X 3/4 . . . . .   | 8   |
| 14       | PAFZZ    | 5310-01-113-9097 | 05574 | 00322001LPK50   | NUT,PLAIN,ROUND . . . . .   | 13  |
| 15       | PAFZZ    | 5975-01-127-7595 | 74545 | SHC-1027        | BOX CONNECTOR,ELECT . . . . .   | 10  |
| 16       | PAFZZ    | 5975-01-283-8699 | 05574 | SHC-1024        | BOX,CONNECTOR . . . . .   | 3   |
| 17       | PAFZZ    |                  | 04664 | 64-6636         | SWITCH,TOGGLE,SEALE . . . . .   | 1   |
| 18       | PAFZZ    |                  | 3NZK0 | CA 1 60 807-001 | HARNESS,SWITCH INC SWITCH AND DIAG LED . . . . .                            | 1   |
| 19       | PAFZZ    | 9905-01-519-3387 | 04664 | 1253082-0003    | PLATE,IDENTIFICATIO DIAGNOSTIC . . . . .                                    | 1   |
| 20       | PAFZZ    | 2590-01-517-3439 | 04664 | 1091733-0014    | BEZEL,AUTOMOTIVE BLACK . . . . .  | 1   |
| 21       | PAFZZ    |                  | 55841 | CH16L125B       | BOX,BREAKER,MAIN . . . . .  | 1   |
| 22       | PAFZZ    | 5310-01-245-0500 | 74545 | 003-22-004      | LOCKNUT . . . . .   | 1   |
| 23       | PAFZZ    | 5975-01-295-8211 | 74545 | SHC-1052-ZP     | BOX CONNECTOR,ELECT . . . . .   | 1   |
| 24       | PAFZZ    | 5925-01-517-8141 | 04664 | 64-0958         | LOCKING DEVICE,CIRC . . . . .   | 1   |
| 25       | PAFZZ    | 5945-01-518-6622 | 56365 | 8501CD06V51     | RELAY,ELECTROMAGNET . . . . .   | 2   |
| 26       | PAFZZ    | 5925-01-517-5038 | 55841 | CH220GF         | CIRCUIT BREAKER 240V20A . . . . .   | 1   |
| 27       | PAFZZ    | 5925-00-413-1210 | 81348 | WC375/05-001    | CIRCUIT BREAKER . . . . .   | 2   |
| 28       | PAFZZ    | 5925-01-517-5137 | 55841 | CH115GF         | CIRCUIT BREAKER . . . . .   | 5   |
| 29       | PAFZZ    | 5925-01-517-8612 | 55841 | CH225           | CIRCUIT BREAKER . . . . .   | 1   |
| 30       | XAFZZ    |                  | 15605 | 30-17431        | LABEL,BREAKER BOX,W . . . . .   | 1   |
| 31       | PAFZZ    |                  | 04664 | 91-0351         | LABEL,BREAKER BOX,O . . . . .   | 1   |
| 32       | PAFZZ    |                  | 04664 | 91-0350-0017    | LABEL,BREAKER BOX,2 . . . . .   | 1   |

| (1)      | (2)      | (3)              | (4)   | (5)         | (6)   | (7) |
|----------|----------|------------------|-------|-------------|---|-----|
| ITEM NO. | SMR CODE | NSN              | CAGEC | PART NUMBER | DESCRIPTION AND USABLE ON CODES (UOC)                 | QTY |
| 33       | PAFZZ    | 5925-01-518-0283 | 15605 | CH8BS       | COVER,CIRCUIT BREAK .....                             | 1   |
| 34       | PAFZZ    | 5925-01-517-5035 | 55841 | CH240EPD    | CIRCUIT BREAKER 240V 40 .....                         | 1   |
| 35       | PAFZZ    | 5925-00-412-4155 | 55841 | CH270       | CIRCUIT BREAKER.....                                  | 1   |
| 36       | PAFZZ    | 2590-01-517-3446 | 04664 | 52-0675     | BEZEL,AUTOMOTIVE TR .....                             | 1   |
| 37       | PAFZZ    |                  | 04664 | 1251411     | LABEL,IDENTIFICATI CIRCUIT<br>DIRECTORY,AC,NO. 1..... | 1   |

**END OF FIGURE**



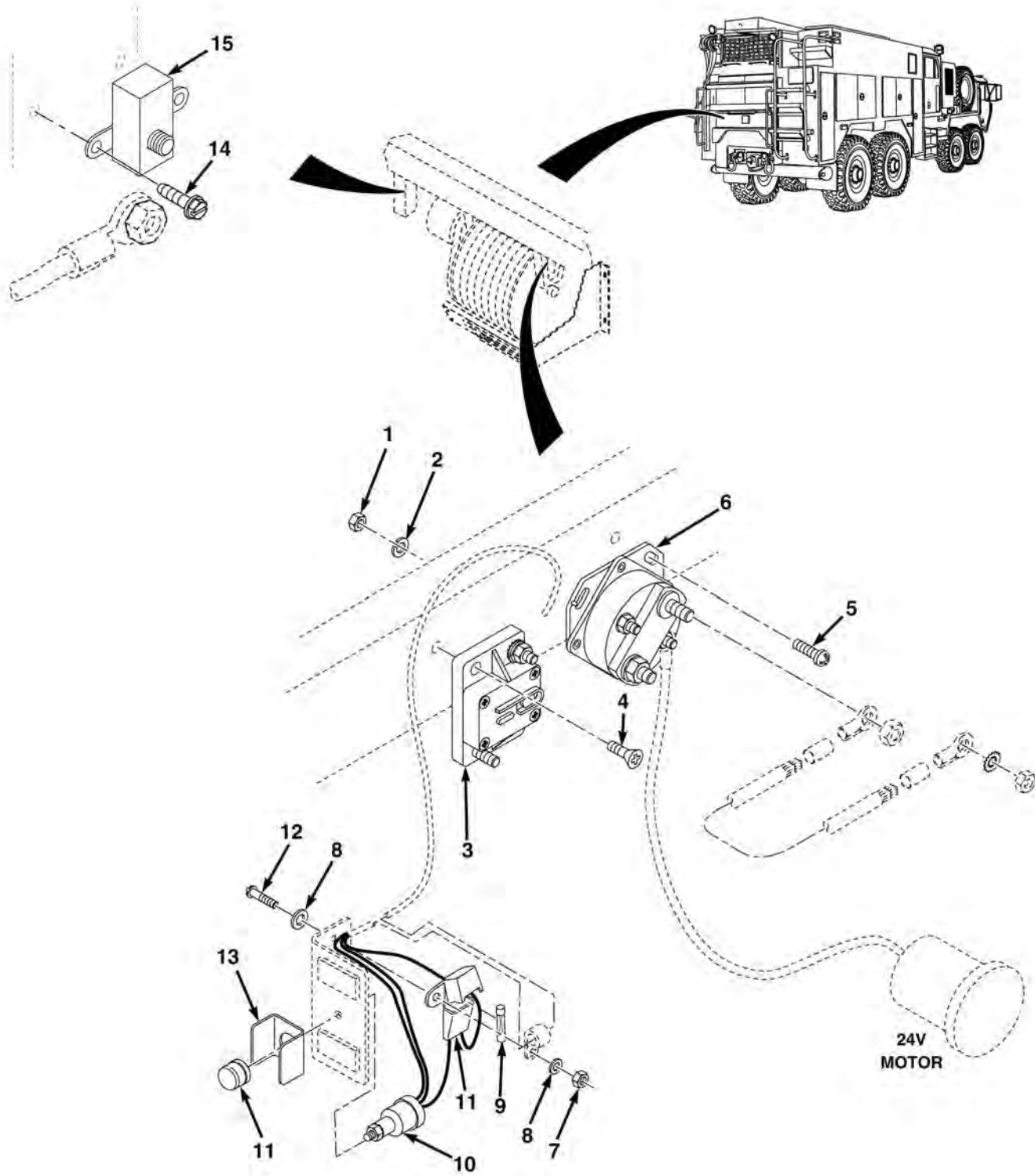


FIG. 76 CORD REEL CONTROL ASSEMBLY



| (1)      | (2)      | (3)              | (4)   | (5)          | (6)                                    | (7) |
|----------|----------|------------------|-------|--------------|--|-----|
| ITEM NO. | SMR CODE | NSN              | CAGEC | PART NUMBER  | DESCRIPTION AND USABLE ON CODES (UOC)  | QTY |
|          |          |                  |       |              | GROUP 7626 MISCELLANEOUS ELECTRICAL    |     |
|          |          |                  |       |              | FIG. 76 CORD REEL CONTROL ASSEMBLY     |     |
| 1        | PAFZZ    | 5310-01-142-7049 | 45152 | 1817HX       | NUT,PLAIN,HEXAGON 10-24 . . . . .      | 2   |
| 2        | PAFZZ    | 5310-00-407-9566 | 80205 | MS35338-45   | WASHER,LOCK 5/16. . . . .              | 2   |
| 3        | PAFZZ    | 5925-01-525-4319 | 5S327 | 185040F-11   | CIRCUIT BREAKER . . . . .              | 1   |
| 4        | PAFZZ    | 5305-01-292-9997 | 80205 | MS35190-293  | SCREW,MACHINE 5/16-18 X 7/16 . . . . . | 2   |
| 5        | PAFZZ    | 5305-00-186-6084 | 80205 | MS35206-350  | SCREW,MACHINE 5/16-18 X 1 1/4. . . . . | 2   |
| 6        | PAFZZ    | 5945-01-517-4986 | 92858 | 17.0028      | SOLENOID,ELECTRICAL . . . . .          | 1   |
| 7        | PAFZZ    | 5310-00-245-3615 | 80205 | MS35649-2314 | NUT,PLAIN,HEXAGON 5/16-18. . . . .     | 1   |
| 8        | PAFZZ    | 5310-00-809-3078 | 96906 | MS27183-11   | WASHER,FLAT 5/16 . . . . .             | 2   |
| 9        | PAFZZ    | 5920-01-459-3847 | 81495 | 1223-299     | FUSE,CARTRIDGE . . . . .               | 1   |
| 10       | PAFZZ    | 5920-00-752-0458 | 13445 | 3031-0       | FUSEHOLDER,EXTRACTO . . . . .          | 1   |
| 11       | PAFZZ    | 5930-00-111-8619 | 13445 | 90030        | SWITCH,PUSH . . . . .                  | 1   |
| 12       | PAFZZ    | 5305-00-054-9226 | 96906 | MS51957-57   | SCREW,MACHINE 8-32 X 3 . . . . .       | 1   |
| 13       | PAFZZ    | 5930-01-517-8925 | 04664 | 1374685      | GUARD,SWITCH. . . . .                  | 1   |
| 14       | PAFZZ    | 5305-00-052-6911 | 80205 | MS24629-15   | SCREW,TAPPING, 10-24 X 3/4. . . . .    | 2   |
| 15       | PAFZZ    |                  | 04664 | 64-2632-0002 | BREAKER SWITCH. . . . .                | 1   |
|          |          |                  |       |              | <b>END OF FIGURE</b>                   |     |

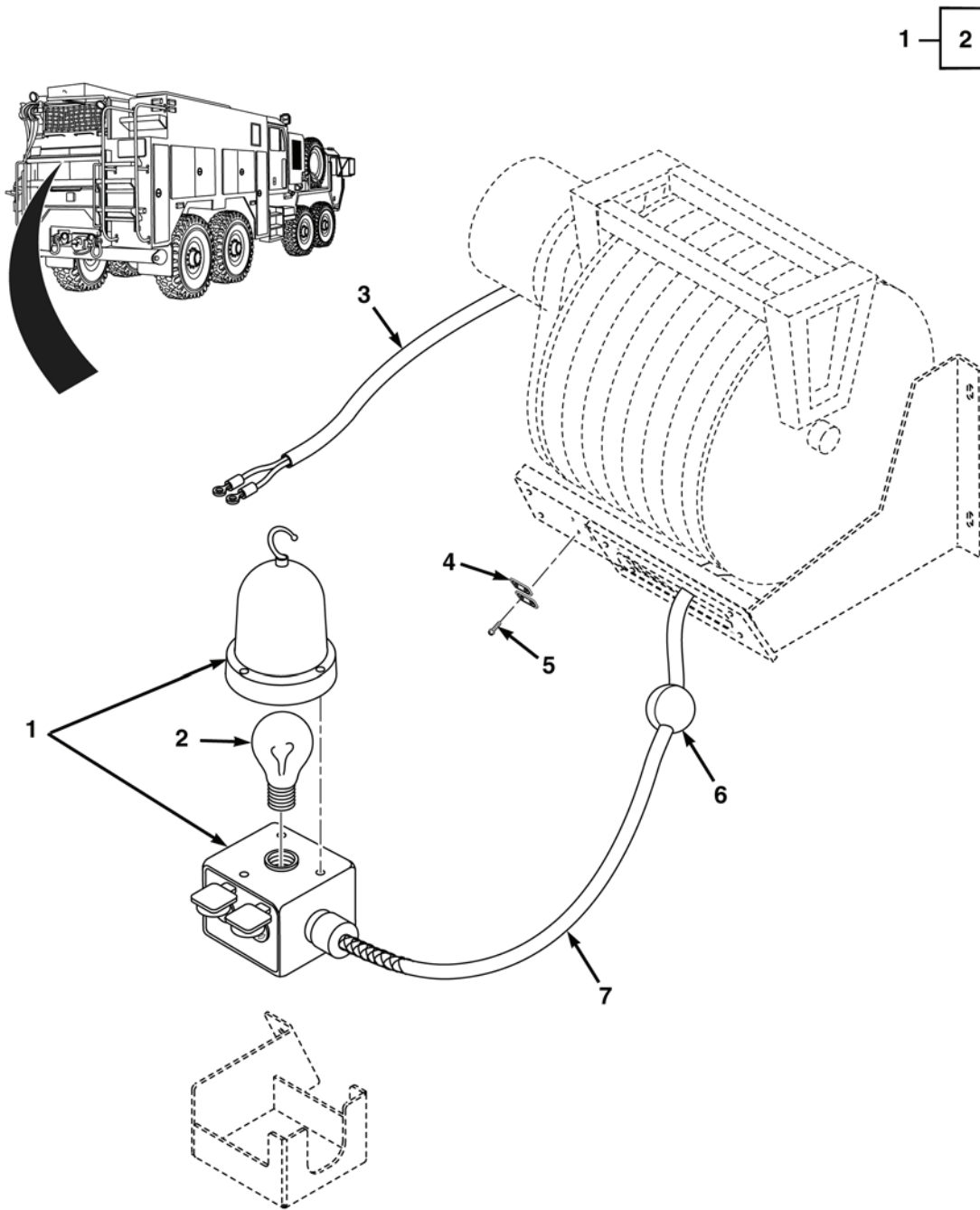


FIG. 77 CORD REEL ASSEMBLY INSTALLATION

| (1)      | (2)      | (3)              | (4)   | (5)          | (6)  | (7) |
|----------|----------|------------------|-------|--------------|--|-----|
| ITEM NO. | SMR CODE | NSN              | CAGEC | PART NUMBER  | DESCRIPTION AND USABLE ON CODES (UOC)                                      | QTY |
|          |          |                  |       |              | GROUP 7626 MISCELLANEOUS ELECTRICAL  |     |
|          |          |                  |       |              | FIG. 77 CORD REEL ASSEMBLY INSTALLATION                                    |     |
| 1        | PAFZZ    |                  | 04664 | 63-4449-0029 | BOX,RECEPTACLE.....  | 1   |
| 2        | PAFZZ    | 6240-01-327-4564 | 06247 | 50A/RS       | . LAMP,INCANDESCENT.....   | 1   |
| 3        | PAFZZ    | 6150-01-518-0245 | 04664 | 640807-104   | CABLE ASSEMBLY,SPEC.....   | 15  |
| 4        | PAFZZ    | 5340-01-517-3274 | 04664 | 52-0162      | PLATE,MOUNTING W/HOLES.....  | 2   |
| 5        | PAFZZ    | 5305-00-050-9229 | 96906 | MS51957-63   | SCREW,MACHINE 1/4-20 X 1/2.....  | 4   |
| 6        | PAFZZ    | 5340-01-361-2014 | 92858 | HS-3         | STOP,MECHANICAL.....   | 1   |
| 7        | MFFZZ    |                  | 04664 | 640201-15    | CABLE ASSEMBLY,SPEC MAKE FROM P/N 640201,CAGE 04664,APPROX 180 IN. LG..... | 1   |
|          |          |                  |       |              | <b>END OF FIGURE</b>   |     |

1 — 2 THROUGH 51

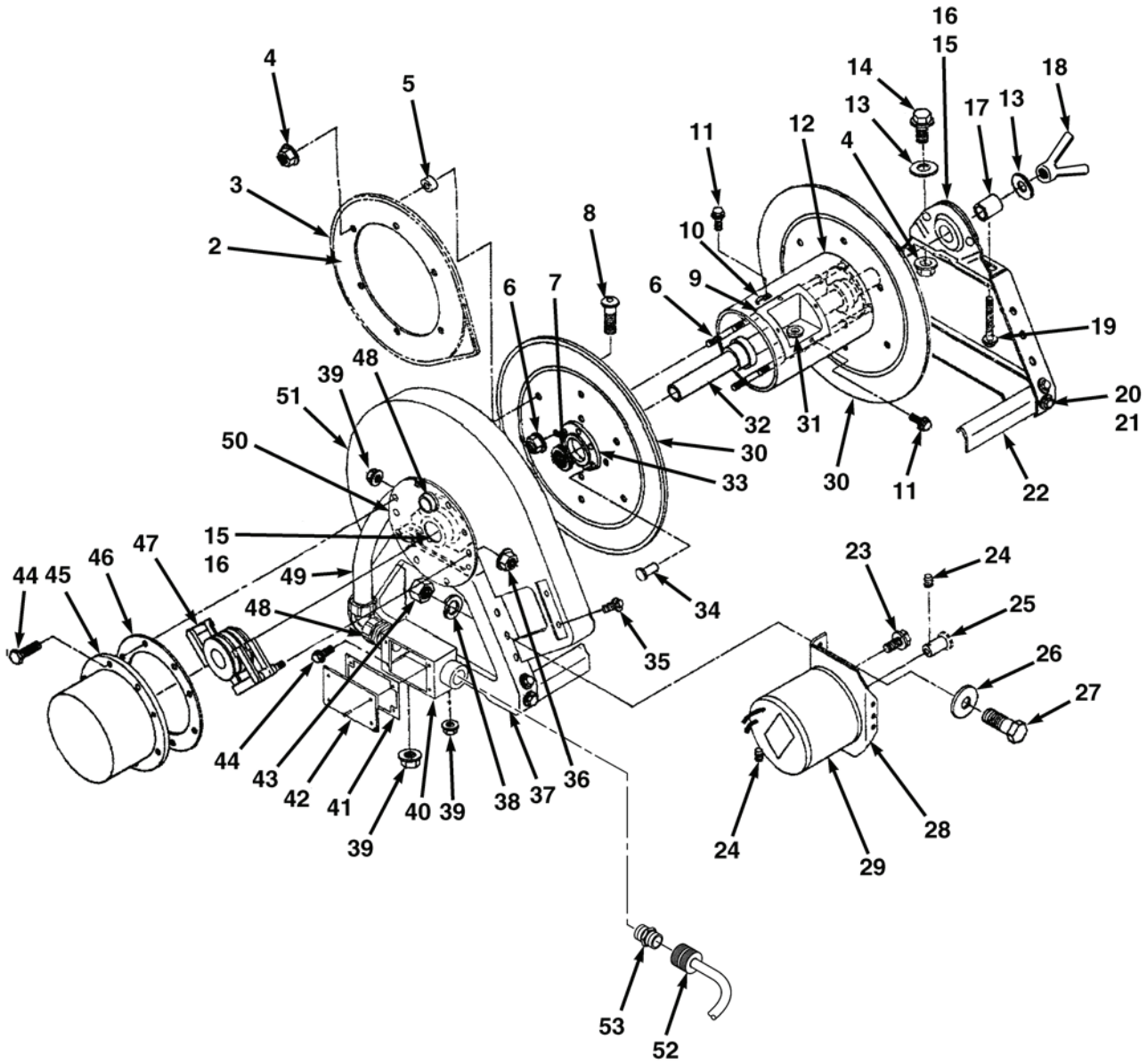


FIG. 78 CORD REEL ASSEMBLY

| (1)                                 | (2)      | (3)              | (4)   | (5)              | (6)  | (7) |
|-------------------------------------|----------|------------------|-------|------------------|--|-----|
| ITEM NO.                            | SMR CODE | NSN              | CAGEC | PART NUMBER      | DESCRIPTION AND USABLE ON CODES (UOC)      | QTY |
| GROUP 7626 MISCELLANEOUS ELECTRICAL |          |                  |       |                  |  |     |
| FIG. 78 CORD REEL ASSEMBLY          |          |                  |       |                  |  |     |
| 1                                   | PFFFZ    | 3950-01-517-4259 | 92858 | ECR1618-17-18RT  | WINCH,DRUM,POWER OP . . . . .              | 1   |
| 2                                   | PAFZZ    | 3020-01-289-7464 | 92858 | 9910.1321        | . SPROCKET WHEEL . . . . .                 | 1   |
| 3                                   | PFFZZ    | 3040-01-517-5767 | 92858 | 9912.0028        | . BRACKET,EYE,NONROTA . . . . .            | 1   |
| 4                                   | PAFZZ    | 5310-01-329-9101 | 92858 | 9904.6200        | . NUT,PLAIN,EXTENDED 3/8-16 . . . . .      | 4   |
| 5                                   | PAFZZ    | 5365-01-517-2853 | 92858 | 9954.0015        | . SPACER,SLEEVE . . . . .                  | 6   |
| 6                                   | PAFZZ    | 5306-01-485-9832 | 92858 | 9904.0220        | . BOLT CARRIAGE . . . . .                  | 4   |
| 7                                   | PAFZZ    | 5365-01-437-9579 | 92858 | 9954.0021        | . SPACER,RING 1 IN. LG. . . . .            | 3   |
| 8                                   | PAFZZ    | 5305-01-517-3719 | 92858 | 9904.9202        | . SCREW,MACHINE 1/3-16 X 1 . . . . .       | 4   |
| 9                                   | PAFZZ    |                  | 92858 | 9955.0019        | . COVER . . . . .                          | 1   |
| 10                                  | PAFZZ    | 5935-01-517-9034 | 92858 | 9955.0015        | . CLAMP,CABLE,ELECTRI 1/2 . . . . .        | 1   |
| 11                                  | PAFZZ    | 5305-01-517-3710 | 92858 | 9958.0001        | . SCREW,MACHINE 10-24 NC X 1/2. . . . .    | 5   |
| 12                                  | PAFZZ    |                  | 92858 | 9905.7112        | . DRUM . . . . .                           | 1   |
| 13                                  | PAFZZ    | 5310-01-485-9841 | 92858 | 9954.0007        | . WASHER,FLAT 3/8 . . . . .                | 6   |
| 14                                  | PAFZZ    | 5306-01-288-8936 | 92858 | 9904.2201        | . BOLT,MACHINE 3/6-16 X 3/4 . . . . .      | 3   |
| 15                                  | PAFZZ    | 3120-01-517-4246 | 92858 | 9902.4000        | . BEARING,SLEEVE . . . . .                 | 2   |
| 16                                  | PAFZZ    | 3120-01-517-4232 | 92858 | 9902.4001        | . BEARING,SLEEVE . . . . .                 | 2   |
| 17                                  | PAFZZ    | 5365-01-517-3433 | 92858 | 9965.0007        | . SPACER,SLEEVE . . . . .                  | 1   |
| 18                                  | PAFZZ    | 5310-01-517-3308 | 92858 | 9965.0009        | . NUT,SELF-LOCKING,WI 3/8-16. . . . .      | 1   |
| 19                                  | PAFZZ    | 5305-01-517-3696 | 92858 | 9965.0011        | . SCREW,MACHINE 3/8-16 X 3. . . . .        | 1   |
| 20                                  | PAFZZ    | 5306-01-380-8850 | 81343 | MS9734-06        | . BOLT,MACHINE 5/16-18 X 5/8 . . . . .     | 10  |
| 21                                  | PAFZZ    | 5310-01-517-3705 | 92858 | 9904.5602        | . NUT,SELF-LOCKING,HE 5/16-18 . . . . .    | 8   |
| 22                                  | PAFZZ    |                  | 92858 | 9907.6000        | . FOOTSTOCK. . . . .                       | 2   |
| 23                                  | PAFZZ    | 5306-01-314-2390 | 10988 | 121-107          | . BOLT,MACHINE 5/16-18 NC X 5/8 . . . . .  | 2   |
| 24                                  | PAFZZ    | 5305-01-380-9205 | 07270 | 70-26915 ITEM 22 | . SETSCREW 1/4-20 NC . . . . .             | 2   |
| 25                                  | PAFZZ    | 3020-01-517-5766 | 92858 | 9910.1119        | . SPROCKET SHAFT 1 3/4 . . . . .           | 1   |
| 26                                  | PAFZZ    | 5310-00-910-6692 | 80020 | 322045-1         | . WASHER,FLAT 1/2 . . . . .                | 2   |
| 27                                  | PAFZZ    | 5305-01-464-2362 | 92858 | 9904.1402        | . SCREW,CAP,HEXAGON H 1/2-13 X 1 . . . . . | 2   |
| 28                                  | PAFZZ    |                  | 92858 | 9923.0006        | . PLATE,MOUNTING MOTOR. . . . .            | 1   |
| 29                                  | PBFZZ    | 6105-01-517-7797 | 92858 | 9915.0040        | . MOTOR,DIRECT CURREN. . . . .             | 1   |
| 30                                  | PAFZZ    |                  | 92858 | 9903.0517        | . DISC. . . . .                            | 2   |
| 31                                  | PAFZZ    | 5325-01-517-8193 | 92858 | 9955.0032        | . GROMMET,NONMETALLIC. . . . .             | 1   |
| 32                                  | PFFZZ    | 3040-01-518-1946 | 92858 | 9955.0076        | . BRACKET,EYE,NONROTA . . . . .            | 1   |
| 33                                  | PAFZZ    | 5310-01-236-7515 | 92858 | 9965.0015        | . WASHER,SHOULDERED . . . . .              | 2   |
| 34                                  | PAFZZ    |                  | 92858 | 9965.0019        | . RIVET. . . . .                           | 6   |

| (1)      | (2)      | (3)              | (4)   | (5)         | (6)                                     | (7) |
|----------|----------|------------------|-------|-------------|---|-----|
| ITEM NO. | SMR CODE | NSN              | CAGEC | PART NUMBER | DESCRIPTION AND USABLE ON CODES (UOC)   | QTY |
| 35       | PAFZZ    | 5305-01-517-8197 | 92858 | 9904.3070   | . SCREW,TAPPING 1/4-20 X 1/2 . . . . .  | 2   |
| 36       | PAFZZ    | 5310-01-517-3715 | 52858 | 9904.6100   | . NUT,SELF-LOCKING,WI 5/16-18 . . . . . | 2   |
| 37       | PAFZZ    |                  | 92858 | 9906.0011   | . FRAME . . . . .                       | 2   |
| 38       | PAFZZ    | 5310-01-464-2331 | 92858 | 9954.0030   | . WASHER,LOCK 1/2 . . . . .             | 2   |
| 39       | PAFZZ    | 5310-01-517-3717 | 92858 | 9904.6000   | . NUT,SELF-LOCKING,WI 1/4-20 . . . . .  | 10  |
| 40       | PAFZZ    |                  | 92858 | 9955.0045   | . BOX,JUNCTION. . . . .                 | 1   |
| 41       | PAFZZ    | 5330-01-517-2892 | 92858 | 9955.0043   | . GASKET . . . . .                      | 1   |
| 42       | PAFZZ    |                  | 92858 | 9955.0044   | . COVER,JUNCTION BOX W/SCREWS . . . . . | 1   |
| 43       | PAFZZ    | 5310-00-088-8513 | 96906 | MS27952-7   | . NUT,PLAIN,HEXAGON 1/2-13 . . . . .    | 2   |
| 44       | PAFZZ    | 5306-01-556-4631 | 338X5 | 180020      | . BOLT,MACHINE 1/4-20 X 3/4 . . . . .   | 10  |
| 45       | PAFZZ    |                  | 92858 | 9943.0002   | . COVER,COLLECTOR . . . . .             | 1   |
| 46       | PAFZZ    | 5330-01-517-2887 | 92858 | 9943.0004   | . GASKET . . . . .                      | 1   |
| 47       | PAFZZ    | 5365-01-517-2851 | 92858 | 9942.0414   | . PLUG,MACHINE THREAD . . . . .         | 1   |
| 48       | PAFZZ    | 5935-01-516-9220 | 45152 | 1HA818      | . CONNECTOR,RECEPTACL 3/4 . . . . .     | 2   |
| 49       | PAFZZ    | 5975-01-516-9221 | 45152 | 7HB968      | . CONDUIT,NONMETALLIC . . . . .         | 1   |
| 50       | PAFZZ    |                  | 92858 | 9943.0005   | . PLATE,COLLECTOR BAC . . . . .         | 1   |
| 51       | PAFZZ    |                  | 92858 | 9957.0030   | . GUARD,CHAIN . . . . .                 | 1   |
| 52       | PAFZZ    | 5975-01-207-0229 | 81992 | SHC-1037    | BOX CONNECTOR,ELECT . . . . .           | 1   |
| 53       | PAFZZ    | 4730-01-146-6990 | 05573 | 10260       | ADAPTER,STRAIGHT,TUBE TO HOSE . . . . . | 1   |

END OF FIGURE



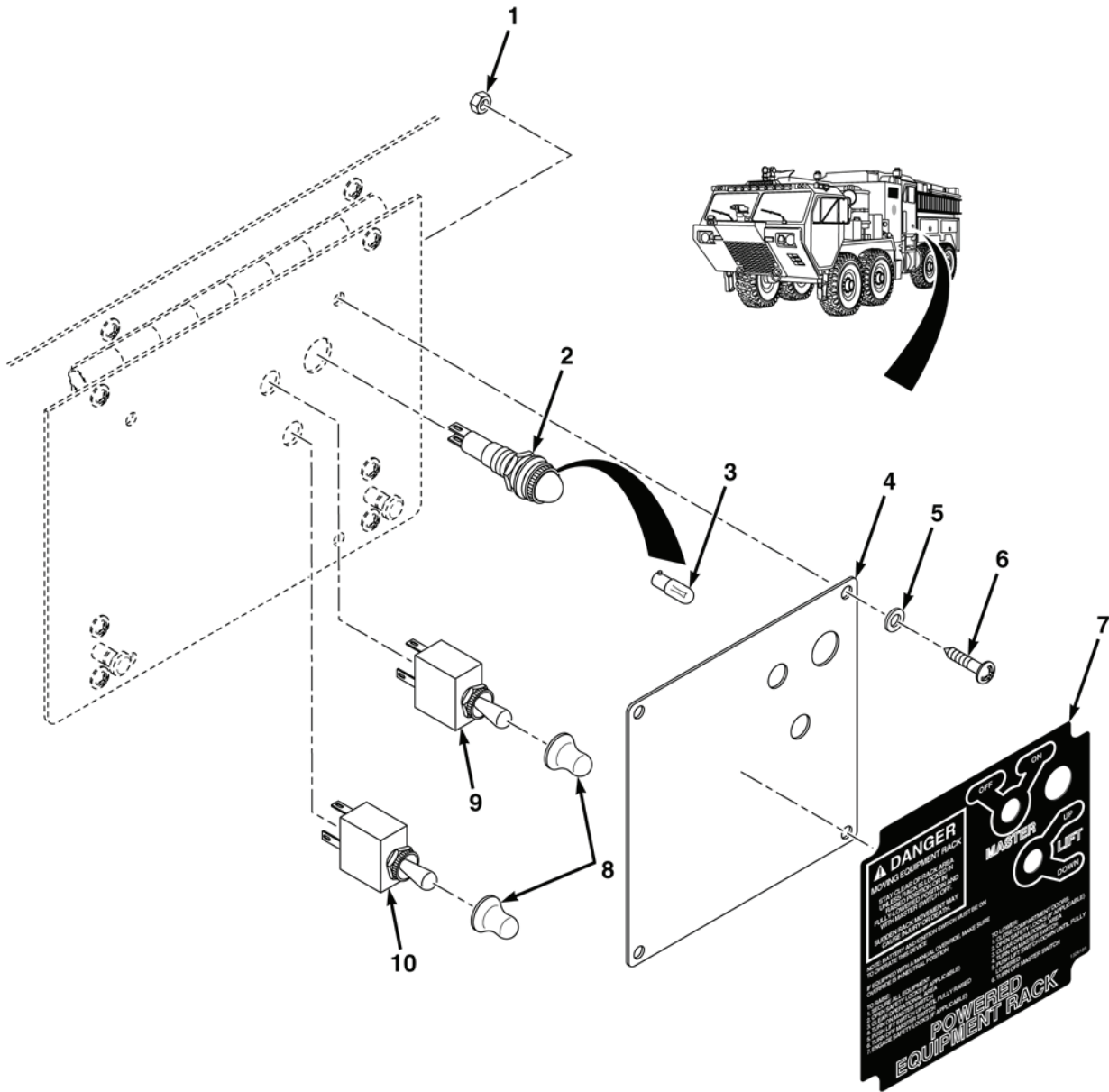


FIG. 79 CONTROL ASSEMBLY, EQUIPMENT (LADDER) RACK



| (1)      | (2)      | (3)              | (4)   | (5)          | (6)   | (7) |
|----------|----------|------------------|-------|--------------|---|-----|
| ITEM NO. | SMR CODE | NSN              | CAGEC | PART NUMBER  | DESCRIPTION AND USABLE ON CODES (UOC)             | QTY |
|          |          |                  |       |              | GROUP 7626 MISCELLANEOUS ELECTRICAL               |     |
|          |          |                  |       |              | FIG. 79 CONTROL ASSEMBLY, EQUIPMENT (LADDER) RACK |     |
| 1        | PAFZZ    | 5310-01-067-8396 | 81580 | 104066       | NUT,LOCK 1/4-20 . . . . .                         | 4   |
| 2        | PAFZZ    | 6240-00-155-7859 | 96906 | MS15571-8    | LAMP,INCANDESCENT. . . . .                        | 1   |
| 3        | PAFZZ    | 6240-00-143-3173 | 88204 | 1820         | LAMP,INCANDESCENT .100 AMPS . . . .               | 1   |
| 4        | PAFZZ    | 5975-00-988-3493 | 00843 | A6P6         | PANEL,BLANK. . . . .                              | 1   |
| 5        | PAFZZ    | 5310-00-765-3197 | 96906 | MS27183-41   | WASHER,FLAT 3/16 . . . . .                        | 4   |
| 6        | PAFZZ    | 5305-00-984-6210 | 80205 | MS35206-263  | SCREW,MACHINE 10-14 X 1/2. . . . .                | 4   |
| 7        | PAFZZ    | 9905-01-519-5486 | 04664 | 1324181      | PLATE,INSTRUCTION POWERED EQUIPMENT RACK. . . . . | 1   |
| 8        | PAFZZ    | 2530-01-061-1351 | 13445 | 81264        | BOOT,VEHICULAR COMP . . . . .                     | 2   |
| 9        | PAFZZ    | 5930-01-391-5662 | 80906 | 00133-948-00 | SWITCH,TOGGLE . . . . .                           | 1   |
| 10       | PAFZZ    | 5930-01-268-7728 | 12361 | 7-872-000568 | SWITCH,TOGGLE . . . . .                           | 1   |
|          |          |                  |       |              | <b>END OF FIGURE</b>                              |     |

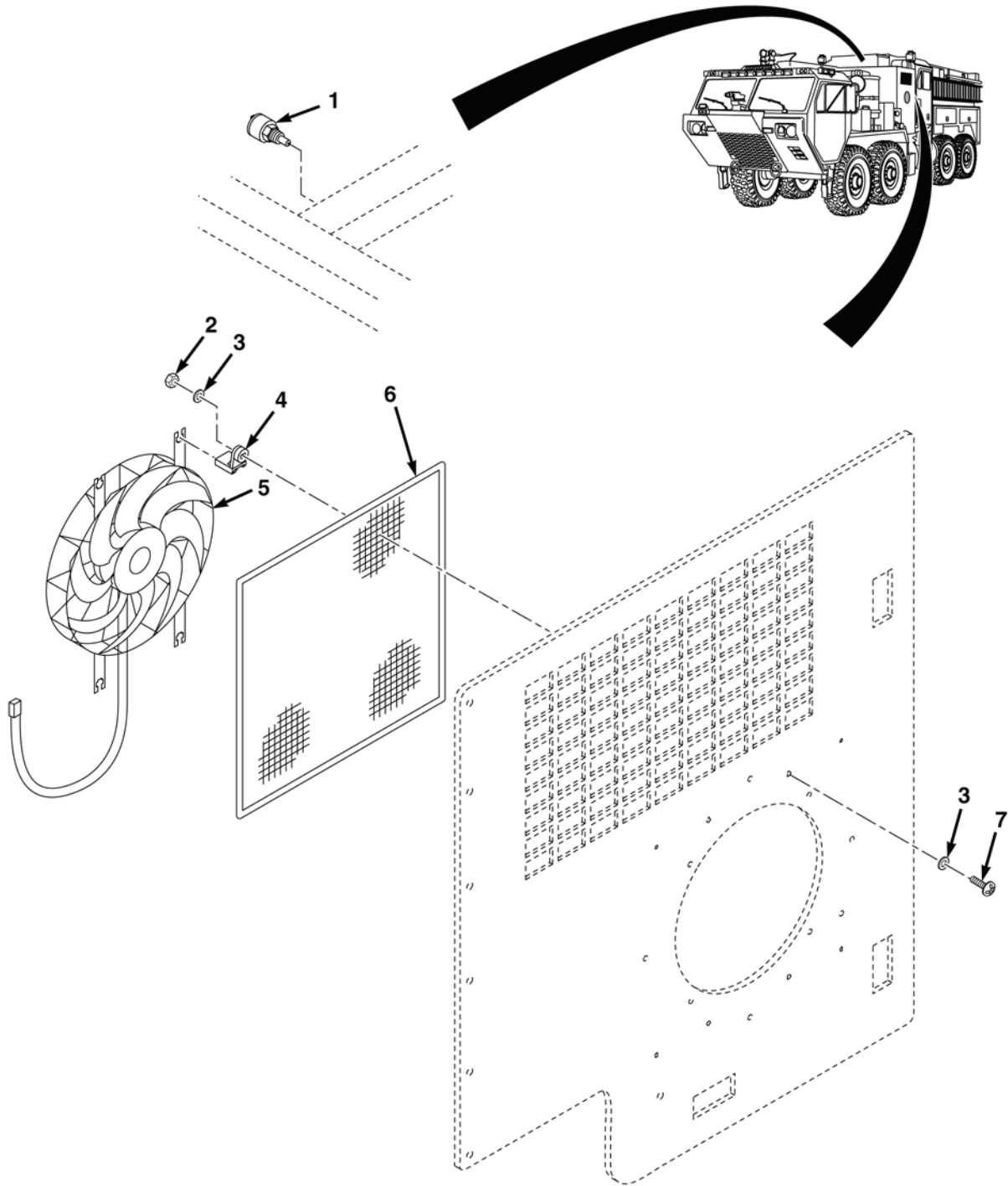


FIG. 80 PUMP HOUSE FAN ASSEMBLY

| (1)      | (2)      | (3)              | (4)   | (5)           | (6)  | (7) |
|----------|----------|------------------|-------|---------------|--|-----|
| ITEM NO. | SMR CODE | NSN              | CAGEC | PART NUMBER   | DESCRIPTION AND USABLE ON CODES (UOC)      | QTY |
|          |          |                  |       |               | GROUP 7626 MISCELLANEOUS ELECTRICAL        |     |
|          |          |                  |       |               | FIG. 80 PUMP HOUSE FAN ASSEMBLY            |     |
| 1        | PAFZZ    | 2990-01-521-9923 | 1ET59 | TC-115        | SWITCH,ENGINE TEMPE.....                   | 1   |
| 2        | PAFZZ    | 5310-00-208-1918 | 88044 | AN365-1024A   | NUT,SELF-LOCKING 10-24.....                | 4   |
| 3        | PAFZZ    | 5310-00-765-3197 | 96906 | MS27183-41    | WASHER,FLAT 3/16 .....                     | 8   |
| 4        | PAFZZ    | 5340-01-521-9245 | 1ET59 | 8407.360.0001 | CLIP,SPRING TENSION .....                  | 4   |
| 5        | PAFZZ    | 4140-01-517-7795 | 1ET59 | 203031401-60  | FAN ASSEMBLY,CENTRI COOLING, 24 VOLT ..... | 1   |
| 6        | PAFZZ    |                  | 04664 | 1348800       | SCREEN,VENT FAN .....                      | 1   |
| 7        | PAFZZ    | 5305-00-984-6210 | 80205 | MS35206-263   | SCREW,MACHINE 10-24 X 5/8.....             | 4   |
|          |          |                  |       |               | <b>END OF FIGURE</b>                       |     |

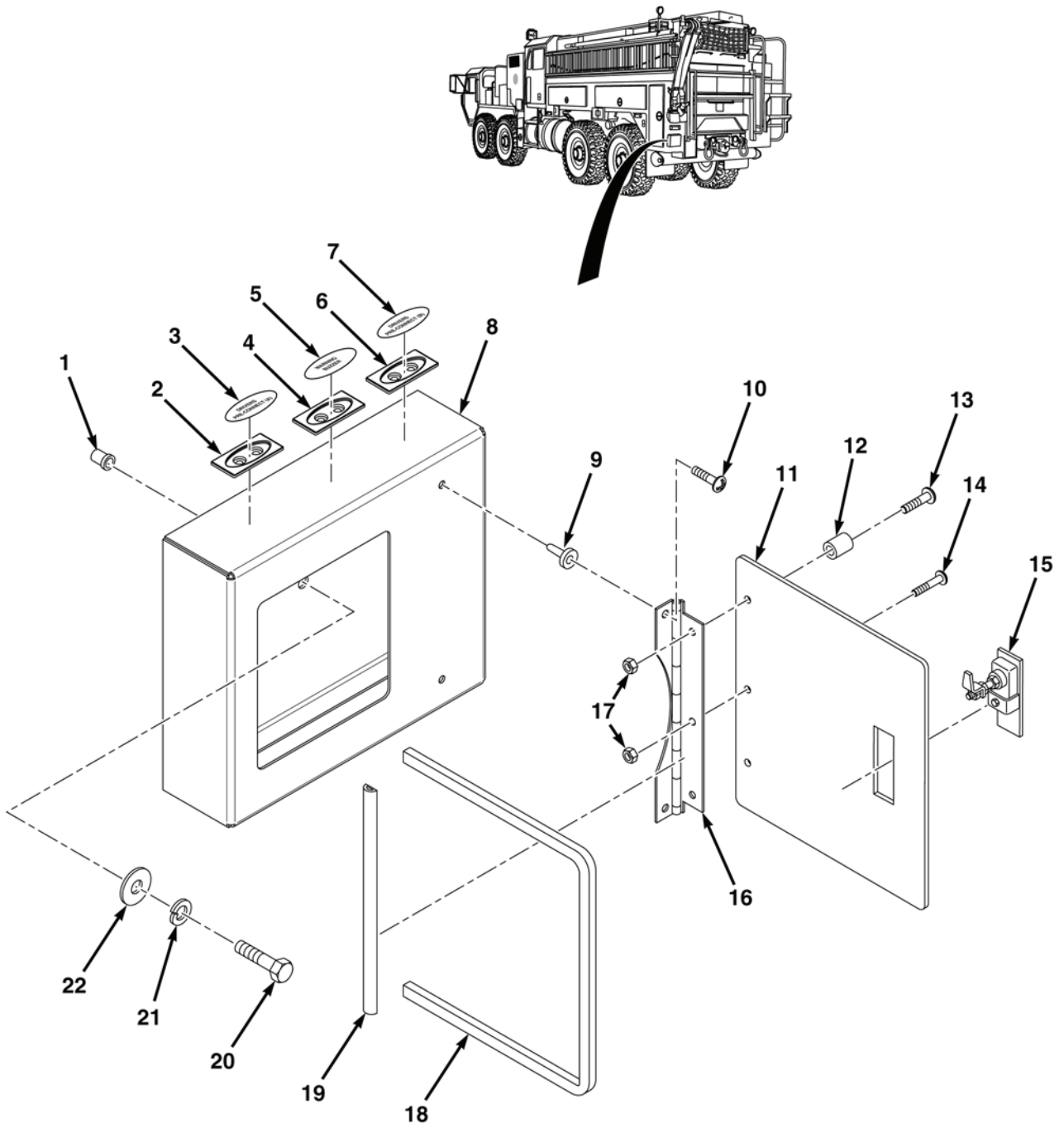


FIG. 81 BUZZER BOX ASSEMBLY

| (1)                                 | (2)      | (3)              | (4)   | (5)           | (6)   | (7) |
|-------------------------------------|----------|------------------|-------|---------------|---|-----|
| ITEM NO.                            | SMR CODE | NSN              | CAGEC | PART NUMBER   | DESCRIPTION AND USABLE ON CODES (UOC)   | QTY |
| GROUP 7626 MISCELLANEOUS ELECTRICAL |          |                  |       |               |   |     |
| FIG. 81 BUZZER BOX ASSEMBLY         |          |                  |       |               |   |     |
| 1                                   | PAFZZ    | 5325-01-517-2270 | 04664 | 82-0257-0002  | INSERT,SCREW THREAD .25-20 . . . . .  | 2   |
| 2                                   | PAFZZ    |                  | 04664 | 1091733-0004  | BEZEL,AUTOMOTIVE MINT GREEN . . .   | 1   |
| 3                                   | PAFZZ    |                  | 04664 | 1126759-0003  | TAG-O,DRIVER PRE-CONNECT A. . . . .   | 1   |
| 4                                   | PAFZZ    | 2590-01-517-3439 | 04664 | 1091733-0014  | BEZEL,AUTOMOTIVE BLACK . . . . .  | 1   |
| 5                                   | PAFZZ    |                  | 04664 | 1196121-0003  | TAG-O,WARNING BUZZER . . . . .  | 1   |
| 6                                   | PAFZZ    |                  | 04664 | 1091733-0007  | BEZEL YELLOW . . . . .  | 1   |
| 7                                   | PAFZZ    |                  | 04664 | 1126779-0003  | TAG-O,DRIVER PRE-CONNECT B. . . . .   | 1   |
| 8                                   | PAFZZ    |                  | 04664 | 1336529       | BUZZER BOX,LH REAR BULKHEAD . . .   | 1   |
| 9                                   | PAFZZ    | 5340-01-518-2859 | 02768 | 212-250301-00 | GROMMET,SCREW ANCHOR . . . . .  | 2   |
| 10                                  | PAFZZ    | 5305-00-050-9227 | 96906 | MS51957-61    | SCREW,MACHINE 10-24 X 3/8. . . . .  | 2   |
| 11                                  | PFFZZ    |                  | 04664 | 1183549       | DOOR,COMPARTMENT AIR BOTTLE . .   | 1   |
| 12                                  | PAFZZ    | 5340-01-517-9049 | 98893 | 755R          | BUMPER HEAD,3/8-16 X 1 1/8. . . . .   | 1   |
| 13                                  | PAFZZ    | 5305-00-984-6212 | 80205 | MS35206-265   | SCREW,MACHINE 10-24 X .75. . . . .  | 1   |
| 14                                  | PAFZZ    | 5305-01-517-3710 | 92858 | 9958.0001     | SCREW,MACHINE 10-24 X .50. . . . .  | 2   |
| 15                                  | PAFZZ    | 5340-01-111-2451 | 96214 | 805435-3      | LEVER,LOCK-RELEASE. . . . .   | 1   |
| 16                                  | PBFZZ    |                  | 04664 | 1183550       | HINGE,COMPARTMENT AIR BOTTLE. .   | 1   |
| 17                                  | PAFZZ    |                  | 3A054 | 90675A011     | NUT,KEPS,LOCK 10-24 UNC . . . . .   | 3   |
| 18                                  | MFFZZ    |                  | 04664 | 943127-25     | SEAL,DOOR MAKE FROM P/N<br>4813,CAGE 56329,APPROX 25 IN. LG. .                      | 25  |
| 19                                  | MFFZZ    |                  | 04664 | 943064-12     | RUBBER,D-SECTION MAKE FROM<br>P/N 1085-3017,CAGE 56329,APPROX<br>12 IN. LG. . . . . | 1   |
| 20                                  | PAFZZ    | 5305-00-068-0502 | 80205 | MS90725-6     | SCREW,CAP,HEXAGON .25-20 X .75. . .   | 2   |
| 21                                  | PAFZZ    | 5310-00-582-5965 | 80205 | MS35338-44    | WASHER,LOCK .25. . . . .  | 2   |
| 22                                  | PAFZZ    | 5310-00-823-8804 | 96906 | MS27183-9     | WASHER,FLAT .25 . . . . .   | 2   |
| <b>END OF FIGURE</b>                |          |                  |       |               |   |     |

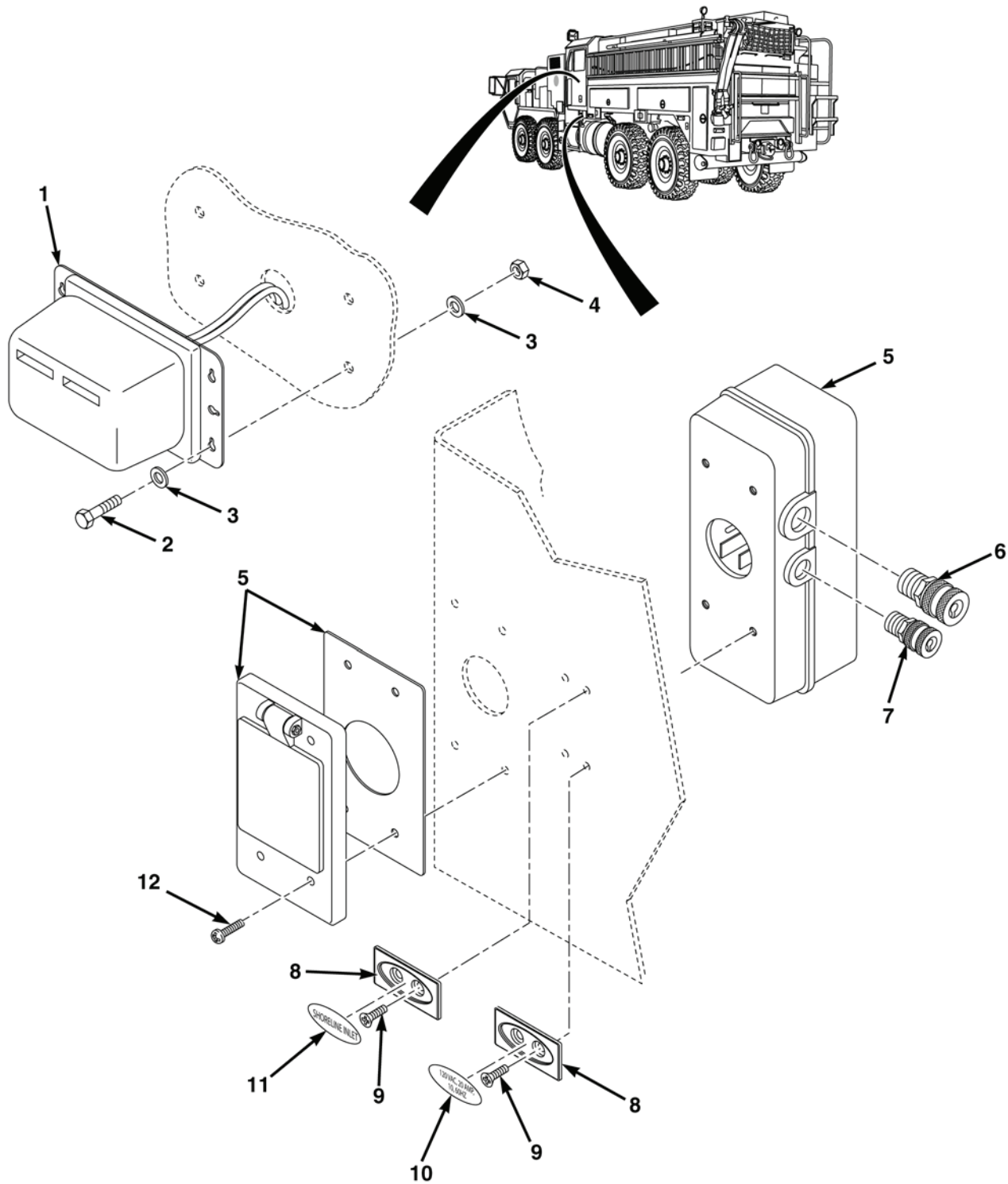


FIG. 82 SHORELINE INLET RECEPTACLE

| (1)      | (2)      | (3)              | (4)   | (5)           | (6)   | (7) |
|----------|----------|------------------|-------|---------------|---|-----|
| ITEM NO. | SMR CODE | NSN              | CAGEC | PART NUMBER   | DESCRIPTION AND USABLE ON CODES (UOC)           | QTY |
|          |          |                  |       |               | GROUP 7626 MISCELLANEOUS ELECTRICAL             |     |
|          |          |                  |       |               | FIG. 82 SHORELINE INLET RECEPTACLE              |     |
| 1        | PAFZZ    | 6130-01-560-6660 | 1YNE9 | DUAL PRO 15X2 | CHARGER,DUAL PRO . . . . .                      | 1   |
| 2        | PAFZZ    | 5305-00-068-0502 | 80205 | MS90725-6     | SCREW,CAP,HEXAGON 1/4-20 X 3/4. . .             | 4   |
| 3        | PAFZZ    | 5310-01-071-6411 | 80063 | SM-B-916814-2 | WASHER,FLAT 1/4 . . . . .                       | 16  |
| 4        | PAFZZ    | 5310-01-066-6759 | 56878 | 21NE-040      | NUT,SELF-LOCKING 1/4-20 NC . . . . .            | 4   |
| 5        | PAFZZ    | 5935-01-517-8969 | 04664 | 1325472-0001  | CONNECTOR,RECEPTACL . . . . .                   | 1   |
| 6        | PAFZZ    | 5975-01-207-0229 | 81992 | SHC-1037      | BOX CONNECTOR,ELECT. . . . .                    | 1   |
| 7        | PAFZZ    | 5975-01-127-7595 | 74545 | SHC-1027      | BOX CONNECTOR,ELECT. . . . .                    | 1   |
| 8        | PAFZZ    | 2590-01-517-3439 | 04664 | 1091733-0014  | BEZEL,AUTOMOTIVE BLACK . . . . .                | 2   |
| 9        | PAFZZ    | 5305-00-050-9229 | 96906 | MS51957-63    | SCREW,MACHINE 1/4-20 X 1/2 . . . . .            | 4   |
| 10       | PAFZZ    |                  | 04664 | 1116483-0003  | LABEL 120VAC, 20AMP,10,60HZ . . . . .           | 1   |
| 11       | PAFZZ    |                  | 1JWQ8 | 1116482-0003  | TAG-O,SHORELINE SHORELINE INLET, 5/16 . . . . . | 1   |
| 12       | PAFZZ    | 5305-00-984-5678 | 96906 | MS35206-298   | SCREW,MACHINE 5/16-18 X 1. . . . .              | 4   |
|          |          |                  |       |               | <b>END OF FIGURE</b>                            |     |

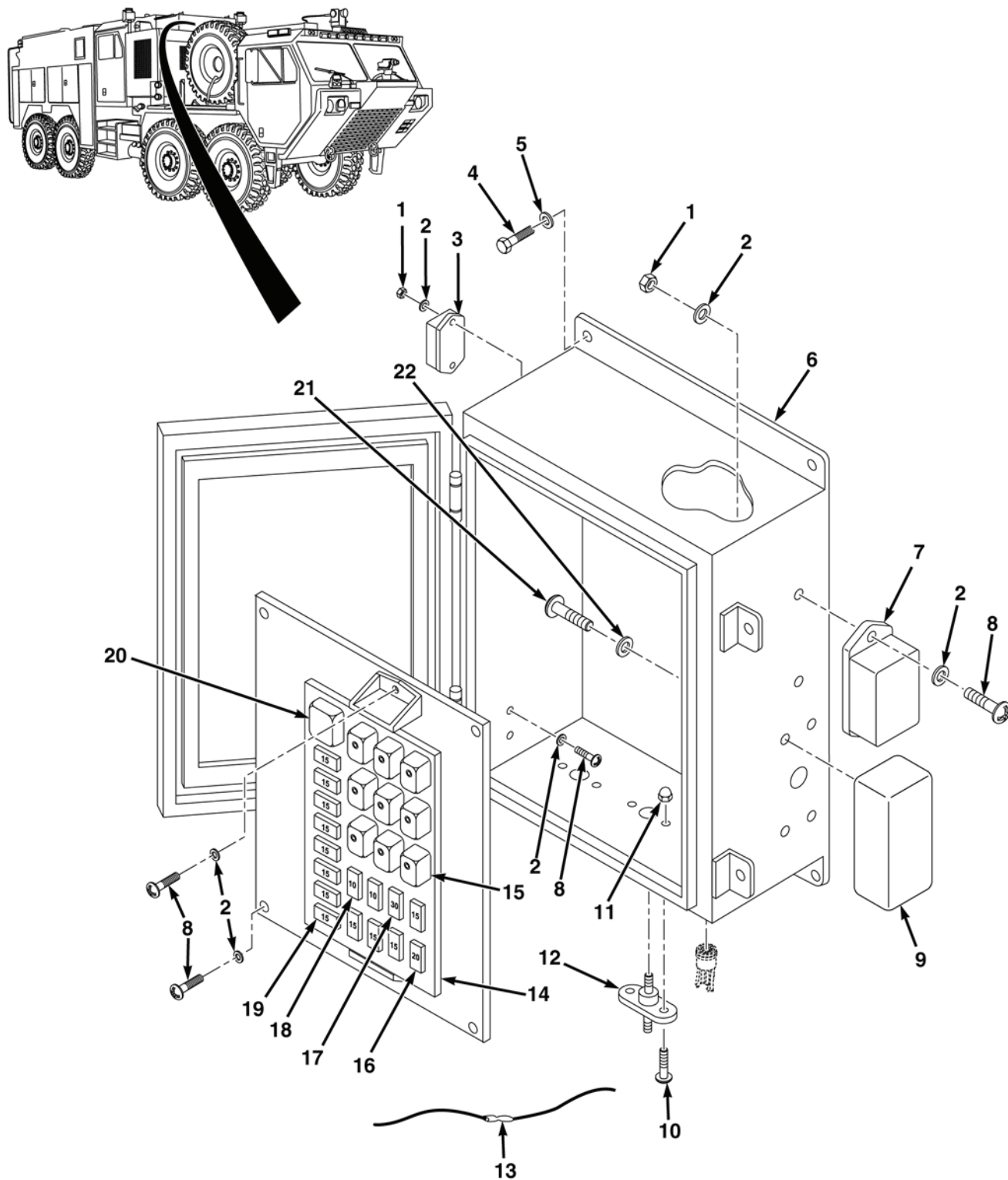


FIG. 83 ELECTRICAL GROUP, POWER DISTRIBUTION (1356924)



| (1)                  | (2)      | (3)              | (4)   | (5)             | (6)  | (7) |
|----------------------|----------|------------------|-------|-----------------|--|-----|
| ITEM NO.             | SMR CODE | NSN              | CAGEC | PART NUMBER     | DESCRIPTION AND USABLE ON CODES (UOC)                  | QTY |
|                      |          |                  |       |                 | GROUP 7626 MISCELLANEOUS ELECTRICAL                    |     |
|                      |          |                  |       |                 | FIG. 83 ELECTRICAL GROUP, POWER DISTRIBUTION (1356924) |     |
| 1                    | PAFZZ    | 5310-01-067-8396 | 81580 | 104066          | NUT,LOCK 1/4-20 .....                                  | 4   |
| 2                    | PAFZZ    | 5310-00-765-3197 | 96906 | MS27183-41      | WASHER,FLAT 3/16 .....                                 | 14  |
| 3                    | PAFZZ    | 5925-01-519-6972 | 0LD05 | SDLA-70         | CIRCUIT BREAKER .....                                  | 1   |
| 4                    | PAFZZ    | 5305-00-071-1786 | 80204 | B1821BH044C100N | SCREW,CAP,HEXAGON HEAD, 7/16-14 X 1. ....              | 4   |
| 5                    | PAFZZ    | 5310-00-809-4061 | 96906 | MS27183-15      | WASHER,FLAT 7/16 .....                                 | 4   |
| 6                    | PAFZZ    |                  | 05574 | B-12105CH       | BOX,JUNCTION .....                                     | 1   |
| 7                    | PAFZZ    | 5999-01-518-0390 | 04664 | 1325806         | SWITCH,PUSH .....                                      | 1   |
| 8                    | PAFZZ    | 5305-00-059-3661 | 80205 | MS51958-65      | SCREW,MACHINE 10-24 X 3/4. ....                        | 8   |
| 9                    | PAFZZ    | 6680-01-518-0523 | 04664 | 1000736         | SWITCH,LIQUID LEVEL .....                              | 1   |
| 10                   | PAFZZ    | 5305-00-050-9229 | 96906 | MS51957-63      | SCREW,MACHINE 1/4-20 X 1/2 .....                       | 4   |
| 11                   | PAFZZ    | 5310-00-984-3805 | 58536 | AA55629-5       | NUT,PLAIN,CAP 1/4-20. ....                             | 4   |
| 12                   | PAFZZ    | 2920-01-518-1252 | 04664 | 30705           | BLOCK,TERMINAL .....                                   | 2   |
| 13                   | PAFZZ    | 5961-01-518-0263 | 04664 | 64-0425         | SEMICONDUCTOR .....                                    | 2   |
| 14                   | PAFZZ    |                  | 05574 | P-1210          | PANEL,SUB .....  | 1   |
| 15                   | PAFZZ    | 5945-01-484-7194 | 53867 | 0332207402      | RELAY,ELECTROMAGNET. ....                              | 9   |
| 16                   | PAFZZ    | 5925-01-517-6602 | 58723 | 1771-2032       | CIRCUIT BREAKER AUT 20A. ....                          | 1   |
| 17                   | PAFZZ    | 5925-01-517-9408 | 04664 | 64-2299-030     | CIRCUIT BREAKER AUT 30A. ....                          | 1   |
| 18                   | PAFZZ    | 5925-01-517-6607 | 58723 | 1771-1022       | CIRCUIT BREAKER AUT 10A. ....                          | 2   |
| 19                   | PAFZZ    | 5925-01-517-6372 | 58723 | 1771-1522       | CIRCUIT BREAKER AUT 15A. ....                          | 12  |
| 20                   | PAFZZ    | 5945-12-159-7938 | D8015 | 0332204204      | RELAY,ELECTROMAGNET. ....                              | 1   |
| 21                   | PAFZZ    | 5305-00-054-6670 | 96906 | MS51957-45      | SCREW,MACHINE 8-32 X 1/2. ....                         | 4   |
| 22                   | PAFZZ    | 5310-00-983-8483 | 96906 | MS27183-5       | WASHER,FLAT NO. 6. ....                                | 4   |
| <b>END OF FIGURE</b> |          |                  |       |                 |  |     |

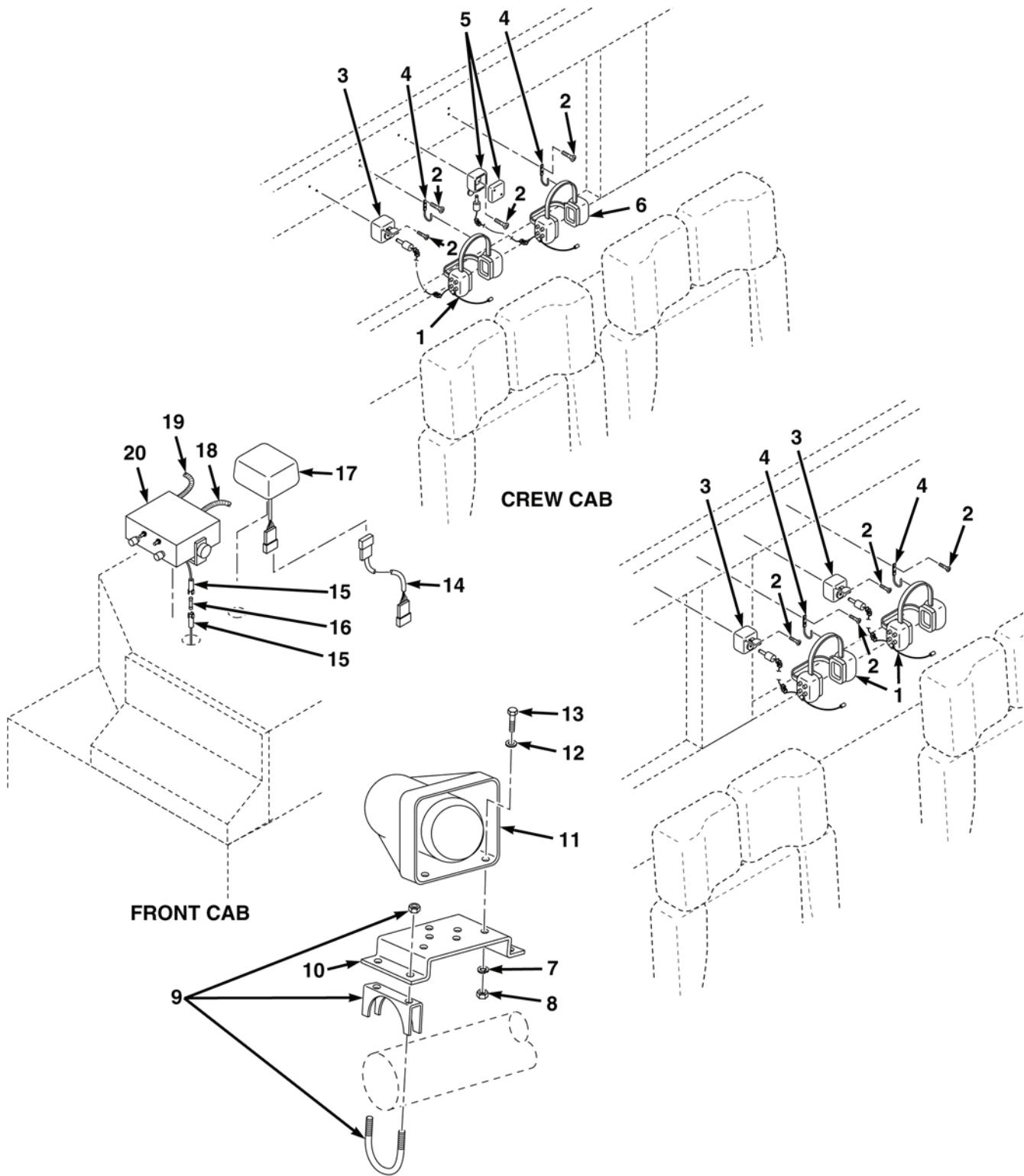


FIG. 84 INTERCOM ASSEMBLY (1326120)

| (1)      | (2)      | (3)              | (4)   | (5)             | (6)  | (7) |
|----------|----------|------------------|-------|-----------------|--|-----|
| ITEM NO. | SMR CODE | NSN              | CAGEC | PART NUMBER     | DESCRIPTION AND USABLE ON CODES (UOC)                                      | QTY |
|          |          |                  |       |                 | GROUP 7626 MISCELLANEOUS ELECTRICAL<br>FIG. 84 INTERCOM ASSEMBLY (1326120) |     |
| 1        | PAFZZ    | 5965-01-517-8198 | 61547 | SE-8SRPTT       | HEADSET,ELECTRICAL PUSH-TO-SPEAK SWITCH . . . . .                          | 3   |
| 2        | PAFZZ    | 5305-00-052-6871 | 80205 | MS24627-48      | SCREW,TAPPING . . . . .  | 24  |
| 3        | PAFZZ    | 5935-01-517-8187 | 61547 | 800184          | CONNECTOR,RECEPTACL W/PUSH-TO-SPEAK SWITCH . . . . .                       | 3   |
| 4        | PAFZZ    |                  | 04664 | 63-4529         | HANGER,HEADSET . . . . .   | 6   |
| 5        | PAFZZ    | 5935-01-517-8191 | 61547 | 800121          | CONNECTOR,RECEPTACL W/O PUSH-TO-SPEAK SWITCH . . . . .                     | 3   |
| 6        | PAFZZ    | 5965-01-517-8195 | 61547 | SE-8            | HEADSET,ELECTRICAL W/O PUSH-TO-SPEAK SWITCH . . . . .                      | 3   |
| 7        | PAFZZ    | 5310-00-019-0669 | 80205 | MS35333-105     | WASHER,LOCK NO. 6 . . . . .  | 6   |
| 8        | PAFZZ    | 5310-00-880-8189 | 96906 | MS51967-11      | NUT,PLAIN,HEXAGON 7/16-14. . . . .   | 6   |
| 9        | PAFZZ    | 5340-01-244-4707 | 04664 | 80-6006         | CLAMP,LOOP 3 . . . . .   | 2   |
| 10       | PFFZZ    |                  | 04664 | 1215641         | BRACKET,MOUNTING SIREN SPEAKER   | 1   |
| 11       | PAFZZ    | 5965-01-517-4911 | 66461 | PB100B          | LOUDSPEAKER . . . . .  | 1   |
| 12       | PAFZZ    | 5310-00-809-4061 | 96906 | MS27183-15      | WASHER,FLAT 7/16 . . . . .   | 6   |
| 13       | PAFZZ    | 5305-00-071-2055 | 80204 | B1821BH044C150N | SCREW,CAP,HEXAGON HEAD, 7/16-14 X 1 1/2. . . . .                           | 6   |
| 14       | PAFZZ    |                  | 04664 | 1406413         | HARNESS,INTERCOM FIRE COM. DIST BLOCK,CREW CAB. . . . .                    | 1   |
| 15       | PAFZZ    | 5995-01-518-0433 | 61547 | 900100          | CABLE ASSEMBLY,SPEC . . . . .  | 2   |
| 16       | PAFZZ    | 5920-01-487-5516 | 71400 | ATC-1           | FUSE,INCLOSED LINK . . . . .   | 1   |
| 17       | PAFZZ    | 5998-01-551-7885 | 04664 | SD-60123        | ELECTRONIC COMPONEH INTERCOM   | 1   |
| 18       | PAFZZ    | 6130-01-517-9353 | 04664 | 1326094         | ADAPTER,POWER SUPPL. . . . .   | 1   |
| 19       | PAFZZ    |                  | 04664 | 1406418         | HARNESS,INTERCOM FIRE COM,CAB TO CREW CAB . . . . .                        | 1   |
| 20       | PAFZZ    | 5830-01-518-2853 | 61547 | US-67D          | INTERCOMMUNICATION . . . . .   | 1   |
|          |          |                  |       |                 | <b>END OF FIGURE</b>   |     |

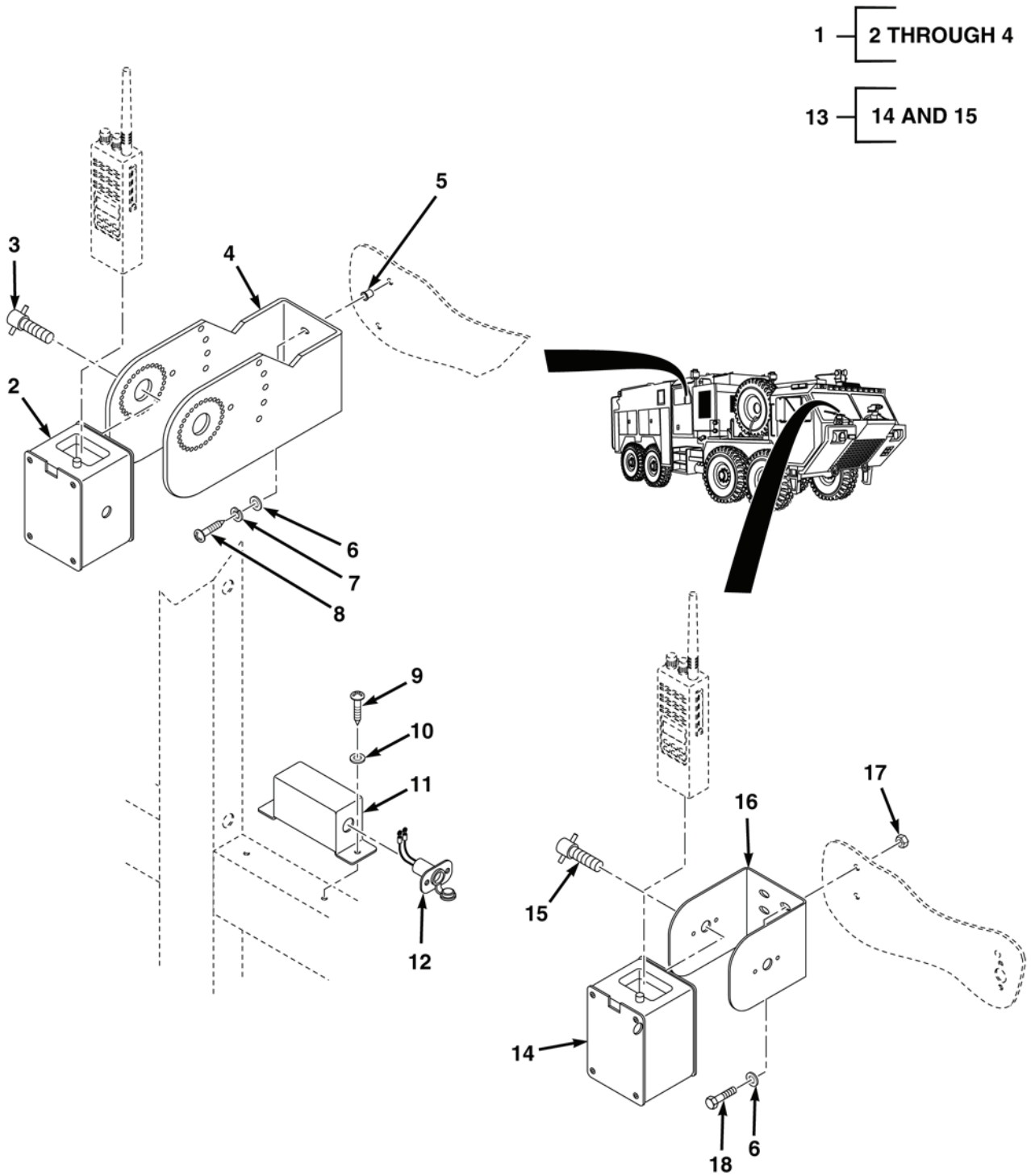


FIG. 85 RADIO ASSEMBLY AND MOUNTING INSTALLATION

| (1)  | (2)      | (3)              | (4)   | (5)           | (6)                                     | (7) |
|--|----------|------------------|-------|---------------|---|-----|
| ITEM NO.   | SMR CODE | NSN              | CAGEC | PART NUMBER   | DESCRIPTION AND USABLE ON CODES (UOC)   | QTY |
| GROUP 7626 MISCELLANEOUS ELECTRICAL              |          |                  |       |               |   |     |
| FIG. 85 RADIO ASSEMBLY AND MOUNTING INSTALLATION |          |                  |       |               |   |     |
| 1  | PAFZZ    |                  | 78205 | RLN5233A      | CHARGER,BATTERY MOTOROLA,ASSEMBLY. .... | 2   |
| 2  | XAFZZ    |                  | 78205 | RLN5233AXA1   | . CHARGER,BATTERY MOTOROLA ...          | 4   |
| 3  | XAFZZ    |                  | 78205 | RLN5233AXA2   | . SCREW,THUMB MOTOROLA. ....            | 8   |
| 4  | XAFZZ    |                  | 78205 | RLN5233AXA3   | . BRACKET,MOUNTING MOTOROLA. ...        | 4   |
| 5  | PAFZZ    | 5325-01-411-0066 | 78276 | ALS4-1024-130 | INSERT,SCREW THREAD 10-24 .....         | 4   |
| 6  | PAFZZ    | 5310-00-765-3197 | 96906 | MS27183-41    | WASHER,FLAT 3/16 .....                  | 8   |
| 7  | PAFZZ    | 5310-00-045-3296 | 80205 | MS35338-43    | WASHER,LOCK #10 .....                   | 4   |
| 8  | PAFZZ    | 5305-00-052-6911 | 80205 | MS24629-15    | SCREW,TAPPING 10-24 X 3/4 .....         | 4   |
| 9  | PAFZZ    | 5305-00-057-9596 | 96906 | MS21207-6-10  | SCREW,TAPPING .....                     | 2   |
| 10   | PAFZZ    | 5310-00-883-9384 | 80205 | MS15795-842   | WASHER,FLAT .227 .....                  | 2   |
| 11   | PFFZZ    |                  | 04664 | 1398955       | BRACKET,RADIO BATTERY CHARGER           | 2   |
| 12   | PAFZZ    | 2540-01-517-5294 | 1JAB0 | 371849        | HOUSING,CIGARETTE .....                 | 2   |
| 13   | PAFZZ    |                  | 78205 | RLN5233A      | CHARGER,BATTERY MOTOROLA ....           | 2   |
| 14   | XAFZZ    |                  | 78205 | RLN5233AXA1   | . CHARGER,BATTERY MOTOROLA ...          | 4   |
| 15   | XAFZZ    |                  | 78205 | RLN5233AXA2   | . SCREW,THUMB MOTOROLA. ....            | 8   |
| 16   | PFFZZ    |                  | 04664 | 1394889       | BRACKET,MOUNTING HAND HELD RADIO .....  | 2   |
| 17   | PAFZZ    | 5310-01-067-8396 | 81580 | 104066        | NUT,LOCK .....                          | 4   |
| 18   | PAFZZ    | 5305-00-050-9226 | 96906 | MS51957-60    | SCREW,MACHINE .....                     | 4   |
| <b>END OF FIGURE</b>                             |          |                  |       |               |   |     |

2-3

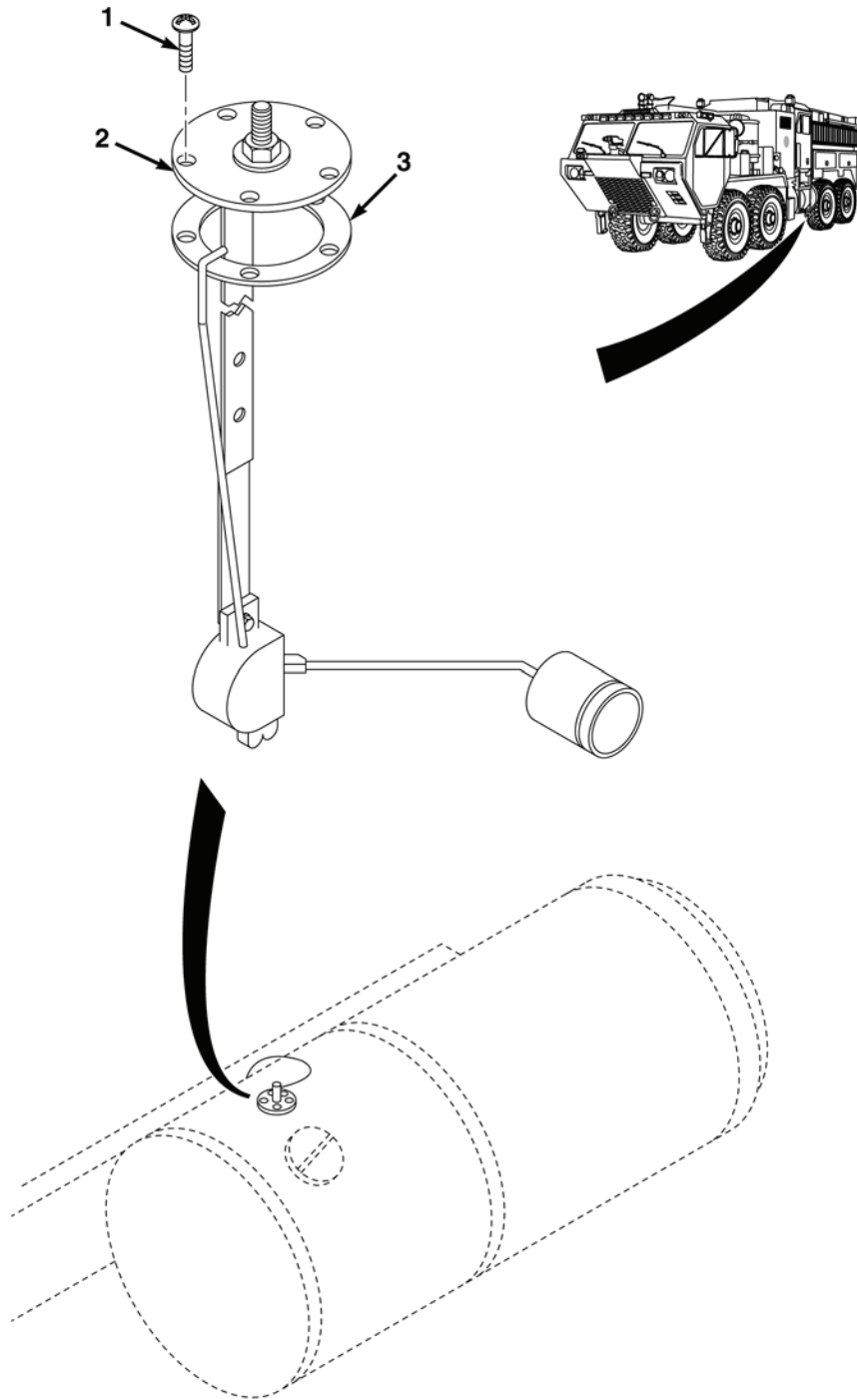


FIG. 86 FUEL QUANTITY SENDING UNIT

| (1)      | (2)      | (3)              | (4)   | (5)         | (6)                                   | (7) |
|----------|----------|------------------|-------|-------------|---------------------------------------|-----|
| ITEM NO. | SMR CODE | NSN              | CAGEC | PART NUMBER | DESCRIPTION AND USABLE ON CODES (UOC) | QTY |
|          |          |                  |       |             | GROUP 7626 MISCELLANEOUS ELECTRICAL   |     |
|          |          |                  |       |             | FIG. 86 FUEL QUANTITY SENDING UNIT    |     |
| 1        | PAFZZ    | 5305-00-988-1727 | 80205 | MS35206-283 | SCREW,MACHINE 1/4-20 X 1.....         | 5   |
| 2        | PAFZZ    | 6680-01-518-2831 | 16476 | 02389-00    | FLOAT AND ROD,FLOWM DUAL.....         | 1   |
| 3        | PAFZZ    | 5330-01-163-7432 | 45152 | 2AT453      | . GASKET.....                         | 1   |
|          |          |                  |       |             | <b>END OF FIGURE</b>                  |     |





1 — 2 THROUGH 31

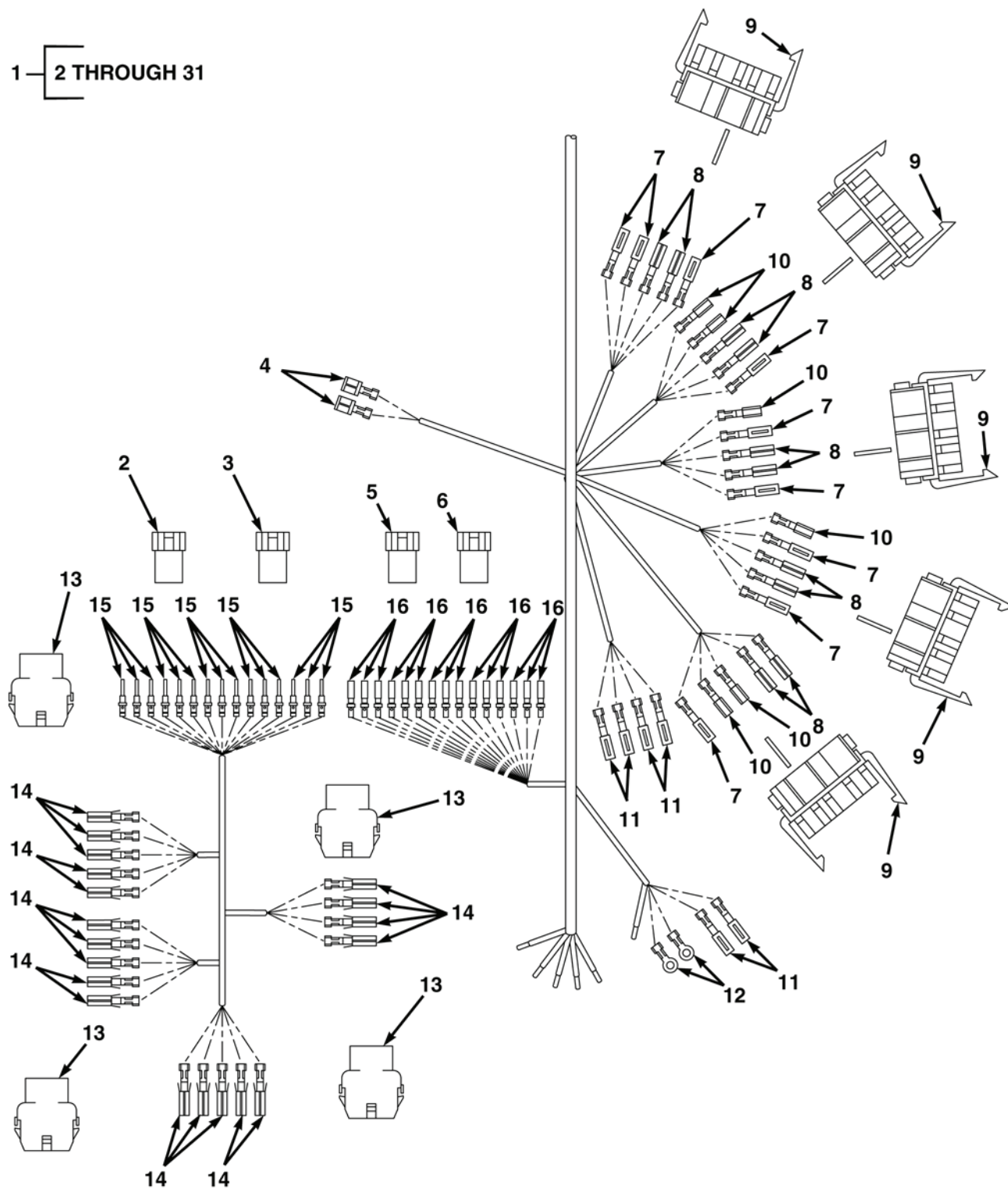


FIG. 87 HARNESS ASSEMBLY, DS/SW (1136481) (CN 189425) (SHEET 1 OF 2)

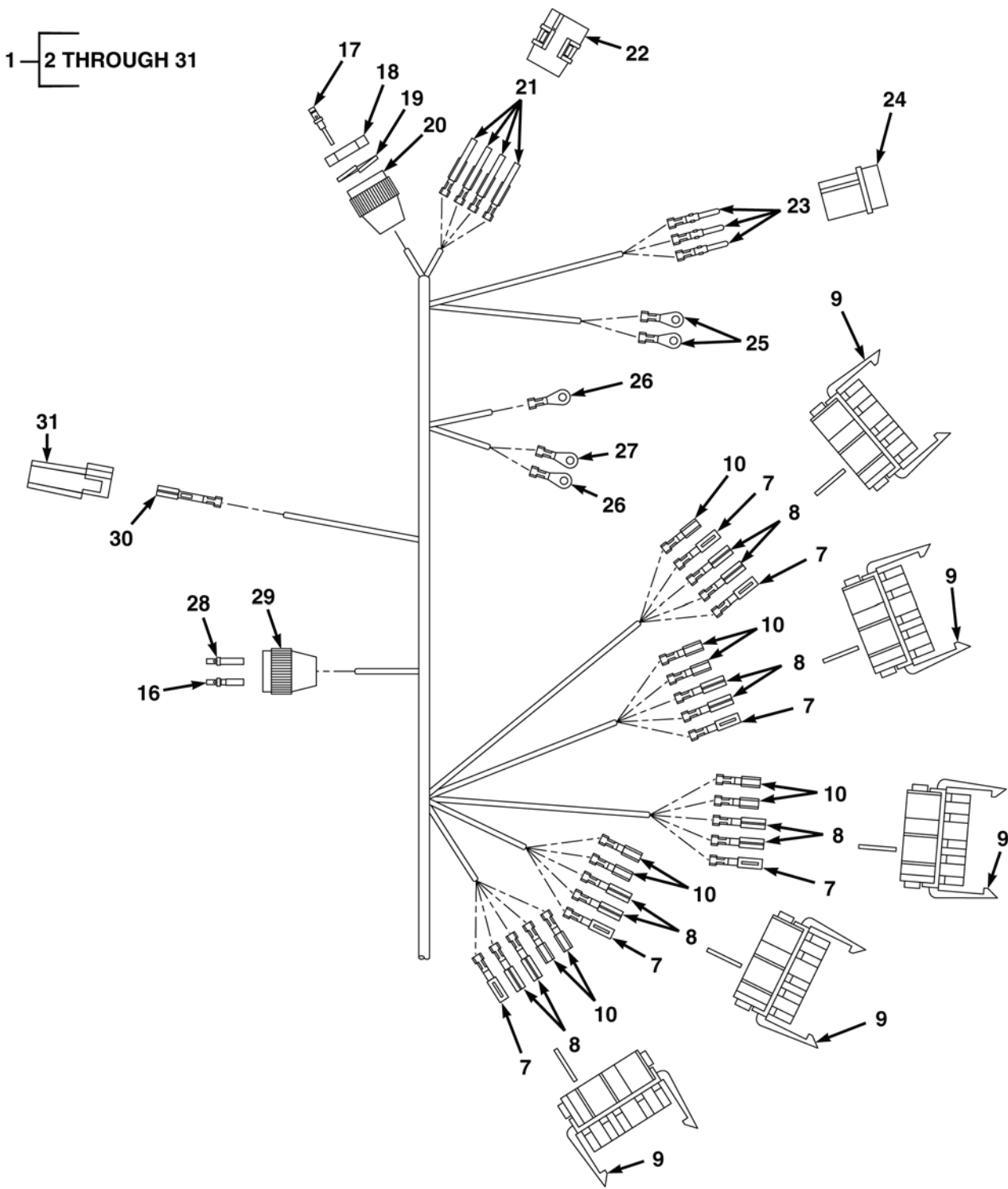


FIG. 87 HARNESS ASSEMBLY, DS/SW (1136481) (CN 189425) (SHEET 2 OF 2)

| (1)   | (2)      | (3)              | (4)   | (5)            | (6)  | (7) |
|---|----------|------------------|-------|----------------|--|-----|
| ITEM NO.  | SMR CODE | NSN              | CAGEC | PART NUMBER    | DESCRIPTION AND USABLE ON CODES (UOC)      | QTY |
| GROUP 7626 MISCELLANEOUS ELECTRICAL                   |          |                  |       |                |  |     |
| FIG. 87 HARNESS ASSEMBLY, DS/SW (1136481) (CN 189425) |          |                  |       |                |  |     |
| 1   | PFFFF    |                  | 04664 | 1136481-H002   | WIRING HARNESS POWER DISTRIBUTOR.....      | 1   |
| 2   | PAFZZ    | 5935-01-518-5782 | 11139 | DT04-12PA-B016 | . CONNECTOR,PLUG ELECTRICAL ...            | 1   |
| 3   | PAFZZ    | 5935-01-503-4847 | 11139 | DT04-4P        | . CONNECTOR,PLUG,ELEC.....                 | 1   |
| 4   | PAFZZ    | 5940-01-309-6313 | 06090 | D-406-0003     | . SPLICE,CONDUCTOR.....                    | 2   |
| 5   | PAFZZ    | 5935-01-485-4000 | 45152 | 9HB991         | . CONNECTOR,RECEPTAC.....                  | 1   |
| 6   | PAFZZ    | 5935-01-480-9083 | 11139 | DT06-4S-P012   | . CONNECTOR RECEPTACLE,4-WAY ..            | 1   |
| 7   | PAFZZ    | 5999-01-517-9332 | 77060 | 12015869       | . CONTACT,ELECTRICAL.....                  | 15  |
| 8   | PAFZZ    | 5940-01-357-0069 | 77060 | 12034046       | . TERMINAL,QUICK DISC.....                 | 20  |
| 9   | PAFZZ    | 5935-01-517-5133 | 77060 | 12015987       | . CONNECTOR,PLUG,ELEC.....                 | 10  |
| 10  | PAFZZ    | 5940-01-340-9064 | 77060 | 1201 5870      | . TERMINAL,QUICK.....                      | 15  |
| 11  | PAFZZ    | 5940-00-874-9033 | 45152 | 1884550        | . TERMINAL,QUICK DISC.....                 | 6   |
| 12  | PAFZZ    | 5940-01-358-7789 | 00779 | 42864-2        | . TERMINAL,LUG.....                        | 2   |
| 13  | PAFZZ    | 5935-01-323-6817 | 00779 | 1-480705-0     | . CONNECTOR BODY.....                      | 4   |
| 14  | PAFZZ    | 5999-01-068-9543 | 00779 | 350551-1       | . CONTACT,ELECTRICAL.....                  | 19  |
| 15  | PAFZZ    | 5999-01-216-3648 | 11139 | 0460-202-16141 | . CONTACT,ELECTRICAL #16,PIN.....          | 15  |
| 16  | PAFZZ    | 5999-01-203-6687 | 11139 | 0462-201-16141 | . CONTACT,ELECTRICAL 20-16,SOCKET,#16..... | 27  |
| 17  | PAFZZ    | 5999-01-286-5843 | 12361 | 7-689-000797   | . CONTACT,ELECTRICAL 14-12,PIN ...         | 16  |
| 18  | PAFZZ    | 5935-01-517-8144 | 11139 | 2411-0001-2405 | . NUT,COUPLING,ELECTR.....                 | 1   |
| 19  | PAFZZ    | 5310-01-081-0799 | 11139 | 112264         | . WASHER,LOCK.....                         | 1   |
| 20  | PAFZZ    | 5935-01-517-8129 | 11139 | HDP24-24-16PN  | . CONNECTOR RECEPTACLE.....                | 1   |
| 21  | PAFZZ    | 5940-01-340-0587 | 77060 | 1202 0116      | . TERMINAL,QUICK DISC.....                 | 4   |
| 22  | PAFZZ    | 5935-01-516-9371 | 77060 | 12015345       | . CONNECTOR,MODULAR.....                   | 1   |
| 23  | PAFZZ    | 5999-00-104-8551 | 19200 | 12993495-2     | . CONTACT,ELECTRICAL.....                  | 3   |
| 24  | PAFZZ    | 5935-00-108-7261 | 00779 | 1-480305-0     | . CONNECTOR,BODY.....                      | 1   |
| 25  | PAFZZ    | 5940-01-353-5702 | 00779 | 40725          | . TERMINAL,LUG.....                        | 2   |
| 26  | PAFZZ    | 5940-00-113-9820 | 81343 | MS20659-128    | . TERMINAL,LUG.....                        | 2   |
| 27  | PAFZZ    | 5940-01-480-2341 | 45152 | 2HE869         | . TERMINAL,LUG.....                        | 1   |
| 28  | PAFZZ    | 5999-01-280-1438 | 12361 | 7-826-000092   | . CONTACT,ELECTRICAL.....                  | 7   |
| 29  | PAFZZ    | 5935-01-517-8125 | 11139 | HDP26-24-19SN  | . CONNECTOR,PLUG,ELEC.....                 | 1   |

| (1)                  | (2)      | (3)              | (4)   | (5)         | (6)                                   | (7) |
|----------------------|----------|------------------|-------|-------------|---------------------------------------|-----|
| ITEM NO.             | SMR CODE | NSN              | CAGEC | PART NUMBER | DESCRIPTION AND USABLE ON CODES (UOC) | QTY |
| 30                   | PAFZZ    | 5940-01-342-0558 | 77060 | 1203 3820   | . TERMINAL,QUICK.....                 | 1   |
| 31                   | PAFZZ    | 5935-01-517-5133 | 77060 | 12015987    | . CONNECTOR,PLUG,ELEC.....            | 1   |
| <b>END OF FIGURE</b> |          |                  |       |             |                                       |     |

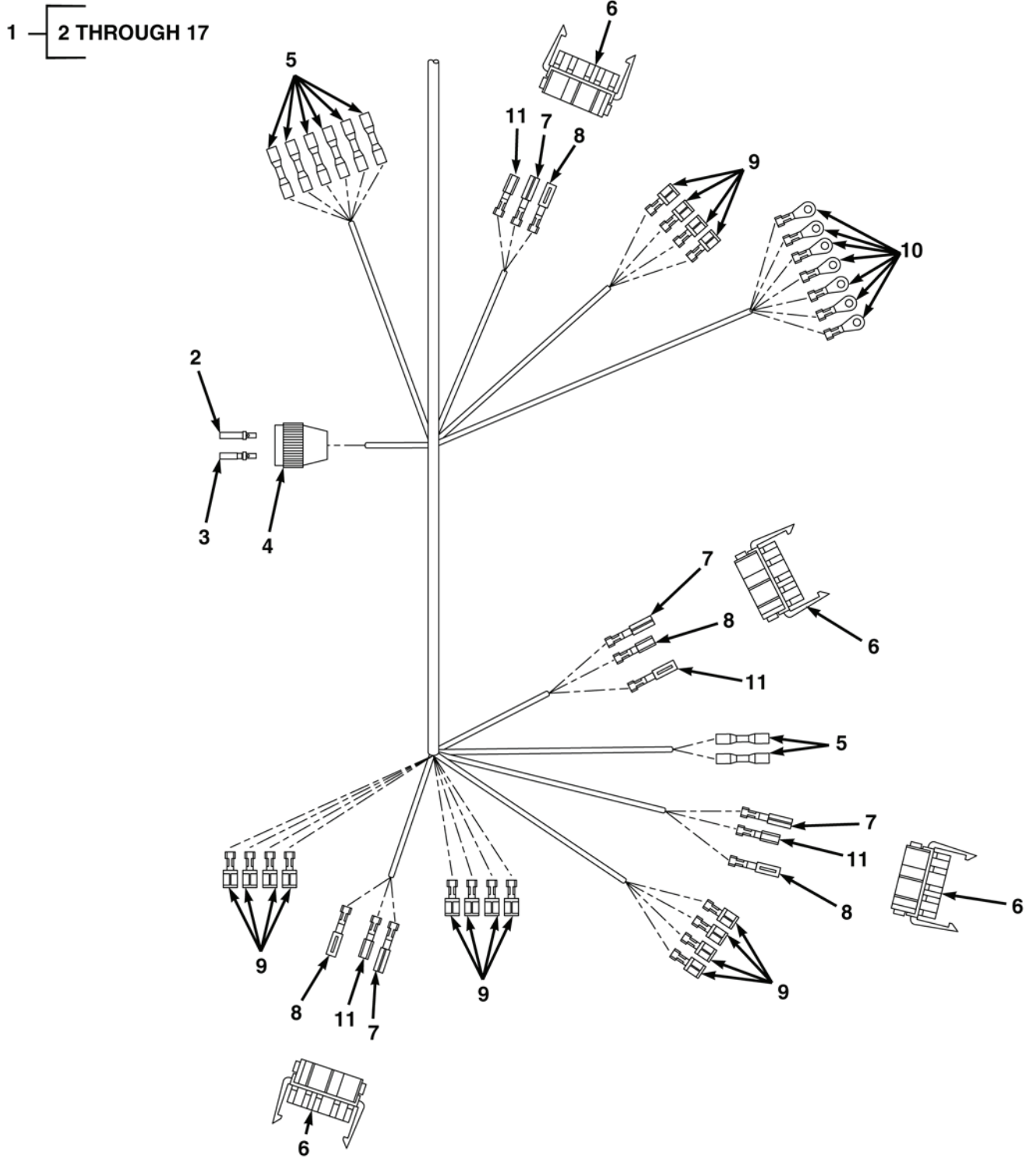


FIG. 88 HARNESS ASSEMBLY, PUMP CONTROL (1136480) (SHEET 1 OF 2)

1 — 2 THROUGH 17

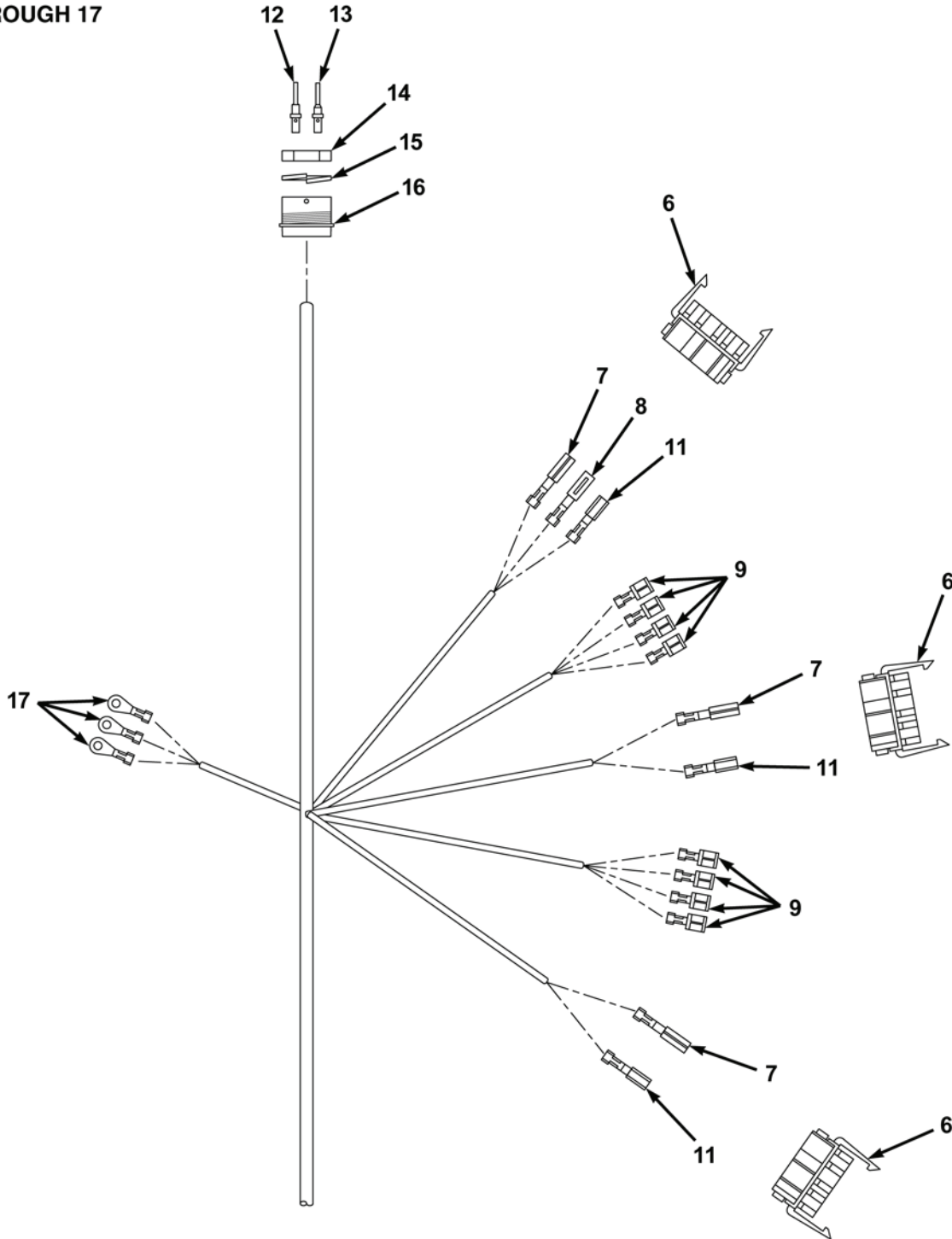


FIG. 88 HARNESS ASSEMBLY, PUMP CONTROL (1136480) (SHEET 2 OF 2)

| (1)      | (2)      | (3)              | (4)   | (5)            | (6)  | (7) |
|----------|----------|------------------|-------|----------------|--|-----|
| ITEM NO. | SMR CODE | NSN              | CAGEC | PART NUMBER    | DESCRIPTION AND USABLE ON CODES (UOC)              | QTY |
|          |          |                  |       |                | GROUP 7626 MISCELLANEOUS ELECTRICAL                |     |
|          |          |                  |       |                | FIG. 88 HARNESS ASSEMBLY, PUMP CONTROL (1136480)   |     |
| 1        | PFFFF    |                  | 04664 | 1136480-H002   | WIRING HARNESS PUMP CONTROLS .                     | 1   |
| 2        | PAFZZ    | 5999-01-203-6687 | 11139 | 0462-201-16141 | . CONTACT,ELECTRICAL<br>20-16,SOCKET,#16 . . . . . | 13  |
| 3        | PAFZZ    | 5999-01-280-1438 | 12361 | 7-826-000092   | . CONTACT,ELECTRICAL . . . . .                     | 6   |
| 4        | PAFZZ    | 5935-01-517-8125 | 11139 | HDP26-24-19SN  | . CONNECTOR,PLUG,ELEC . . . . .                    | 1   |
| 5        | PAFZZ    | 5940-01-309-6313 | 06090 | D-406-0003     | . SPLICE,CONDUCTOR . . . . .                       | 8   |
| 6        | PAFZZ    | 5935-01-517-5133 | 77060 | 12015987       | . CONNECTOR,PLUG,ELEC . . . . .                    | 7   |
| 7        | PAFZZ    | 5940-01-357-0069 | 77060 | 12034046       | . TERMINAL,QUICK DISC . . . . .                    | 14  |
| 8        | PAFZZ    | 5940-01-340-9064 | 77060 | 12015870       | . TERMINAL,QUICK DISC . . . . .                    | 5   |
| 9        | PAFZZ    | 5940-00-874-9033 | 45152 | 1884550        | . TERMINAL,QUICK DISC . . . . .                    | 24  |
| 10       | PAFZZ    | 5940-01-353-6473 | 00779 | 40723          | . TERMINAL,LUG . . . . .                           | 4   |
| 11       | PAFZZ    | 5999-01-517-9332 | 77060 | 12015869       | . CONTACT,ELECTRICAL . . . . .                     | 7   |
| 12       | PAFZZ    | 5999-01-286-5843 | 12361 | 7-689-000797   | . CONTACT,ELECTRICAL 14-12,PIN . . .               | 6   |
| 13       | PAFZZ    | 5999-01-216-3648 | 11139 | 0460-202-16141 | . CONTACT,ELECTRICAL #16,PIN . . . .               | 9   |
| 14       | PAFZZ    | 5935-01-517-8144 | 11139 | 2411-0001-2405 | . NUT,COUPLING,ELECTR . . . . .                    | 1   |
| 15       | PAFZZ    | 5310-01-081-0799 | 11139 | 112264         | . WASHER,LOCK . . . . .                            | 1   |
| 16       | PAFZZ    | 5935-01-517-8130 | 11139 | HDP24-24-19PN  | . CONNECTOR RECEPTACLE . . . . .                   | 1   |
| 17       | PAFZZ    | 5940-01-480-2341 | 45152 | 2HE869         | . TERMINAL,LUG . . . . .                           | 3   |
|          |          |                  |       |                | <b>END OF FIGURE</b>                               |     |

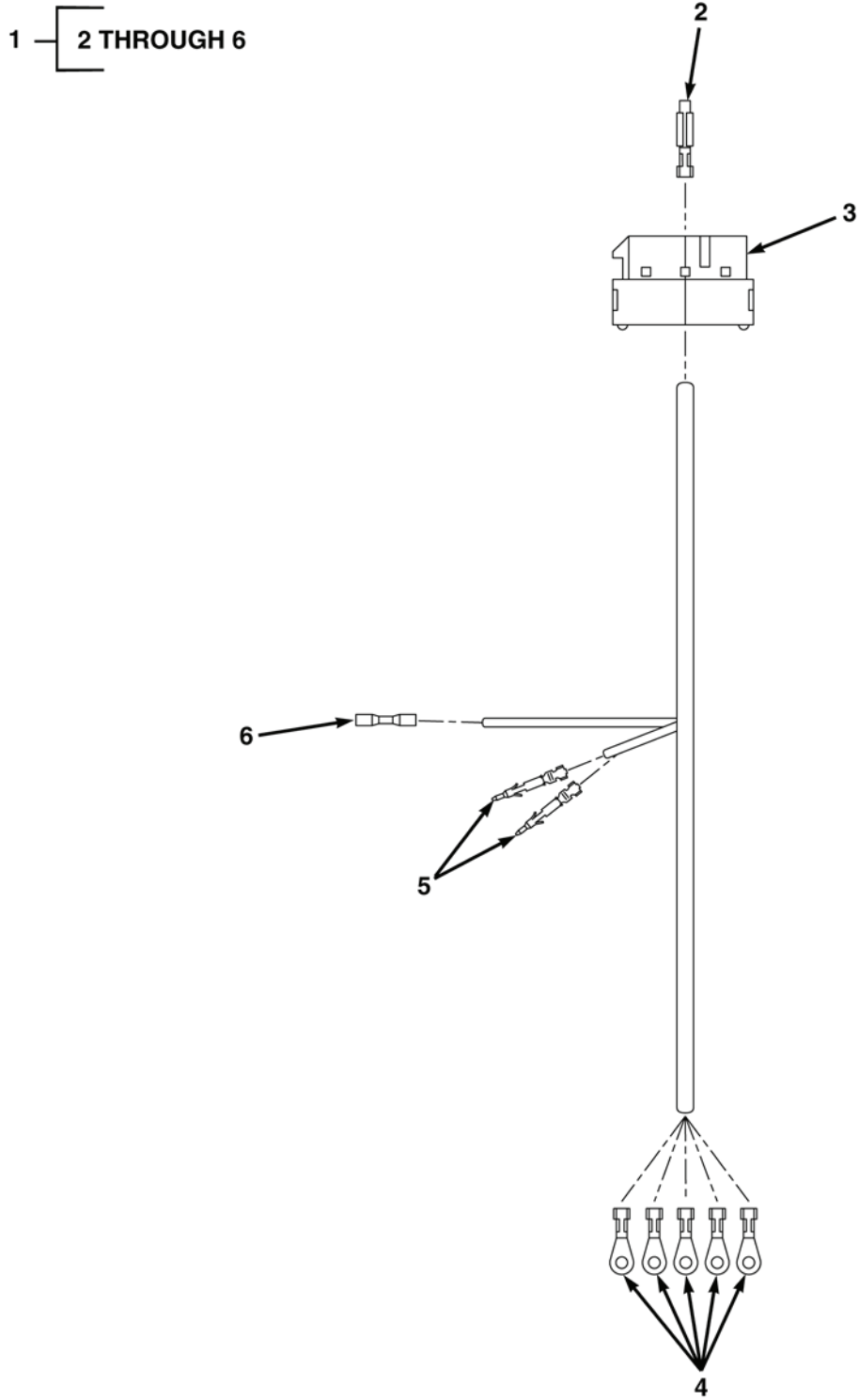


FIG. 89 HARNESS ASSEMBLY, CAB/ROOF (CN 189425)



| (1)      | (2)      | (3)              | (4)   | (5)            | (6)  | (7) |
|----------|----------|------------------|-------|----------------|--|-----|
| ITEM NO. | SMR CODE | NSN              | CAGEC | PART NUMBER    | DESCRIPTION AND USABLE ON CODES (UOC)          | QTY |
|          |          |                  |       |                | GROUP 7626 MISCELLANEOUS ELECTRICAL            |     |
|          |          |                  |       |                | FIG. 89 HARNESS ASSEMBLY, CAB/ROOF (CN 189425) |     |
| 1        | PFFFF    |                  | 04664 | 1183242-H002   | WIRING HARNESS, BRAN . . . . .                 | 1   |
| 2        | PAFZZ    | 5940-01-347-6142 | 77060 | 1206 6214      | . TERMINAL, QUICK DISC . . . . .               | 6   |
| 3        | PAFZZ    | 5935-01-518-0417 | 77060 | 12015344       | . CONNECTOR, PLUG, ELEC . . . . .              | 1   |
| 4        | PAFZZ    | 5940-01-353-5702 | 00779 | 40725          | . TERMINAL, LUG . . . . .                      | 5   |
| 5        | PAFZZ    | 5940-01-386-5967 | 80372 | 87024A9873     | . SPLICE, CONDUCTOR . . . . .                  | 2   |
| 6        | PAFZZ    | 5999-01-216-3648 | 11139 | 0460-202-16141 | . CONTACT, ELECTRICAL . . . . .                | 1   |
|          |          |                  |       |                | <b>END OF FIGURE</b>                           |     |

1 — 2 THROUGH 11

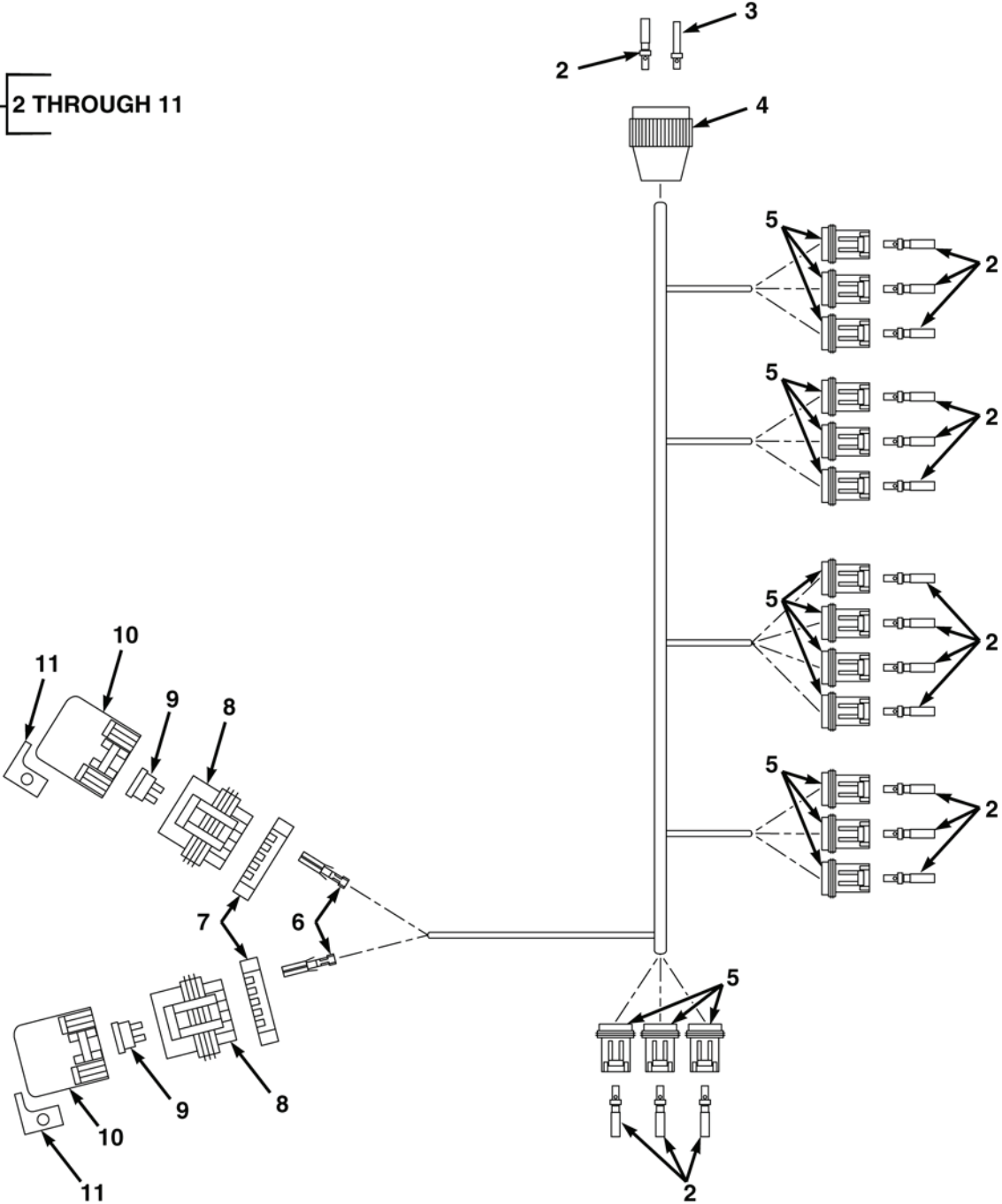


FIG. 90 HARNESS ASSEMBLY, CONTROL VALVE (1183241)

| (1)      | (2)      | (3)              | (4)   | (5)            | (6)   | (7) |
|----------|----------|------------------|-------|----------------|---|-----|
| ITEM NO. | SMR CODE | NSN              | CAGEC | PART NUMBER    | DESCRIPTION AND USABLE ON CODES (UOC)                 | QTY |
|          |          |                  |       |                | GROUP 7626 MISCELLANEOUS ELECTRICAL                   |     |
|          |          |                  |       |                | FIG. 90 HARNESS ASSEMBLY, CONTROL VALVE (1183241)     |     |
| 1        | PFFFF    |                  | 04664 | 1183241-H001   | WIRING HARNESS, BRAN . . . . .                        | 1   |
| 2        | PAFZZ    | 5999-01-203-6687 | 11139 | 0462-201-16141 | . CONTACT, ELECTRICAL<br>20-16, SOCKET, #16 . . . . . | 42  |
| 3        | PAFZZ    | 5999-01-280-1438 | 12361 | 7-826-000092   | . CONTACT, ELECTRICAL . . . . .                       | 4   |
| 4        | PAFZZ    | 5935-01-517-8125 | 11139 | HDP26-24-19SN  | . CONNECTOR, PLUG, ELEC . . . . .                     | 1   |
| 5        | PAFZZ    | 5935-01-514-4357 | 45152 | 8HE868         | . CONNECTOR, PLUG . . . . .                           | 16  |
| 6        | PAFZZ    | 5999-01-214-9682 | 45152 | 1624090        | . CONTACT, ELECTRICAL . . . . .                       | 12  |
| 7        | PAFZZ    | 5935-01-518-0148 | 58961 | 38077          | . CONNECTOR BODY . . . . .                            | 2   |
| 8        | PAFZZ    | 5935-01-518-0147 | 58961 | 38076          | . CONNECTOR BODY . . . . .                            | 2   |
| 9        | PAFZZ    | 5961-01-518-0151 | 58961 | 46880          | . SEMICONDUCTOR . . . . .                             | 6   |
| 10       | PAFZZ    | 5999-01-518-0143 | 58961 | 38078          | . CAP, ELECTRICAL . . . . .                           | 2   |
| 11       | PAFZZ    | 5999-01-518-0112 | 58961 | 38084          | . CLIP, ELECTRICAL . . . . .                          | 2   |
|          |          |                  |       |                | <b>END OF FIGURE</b>                                  |     |

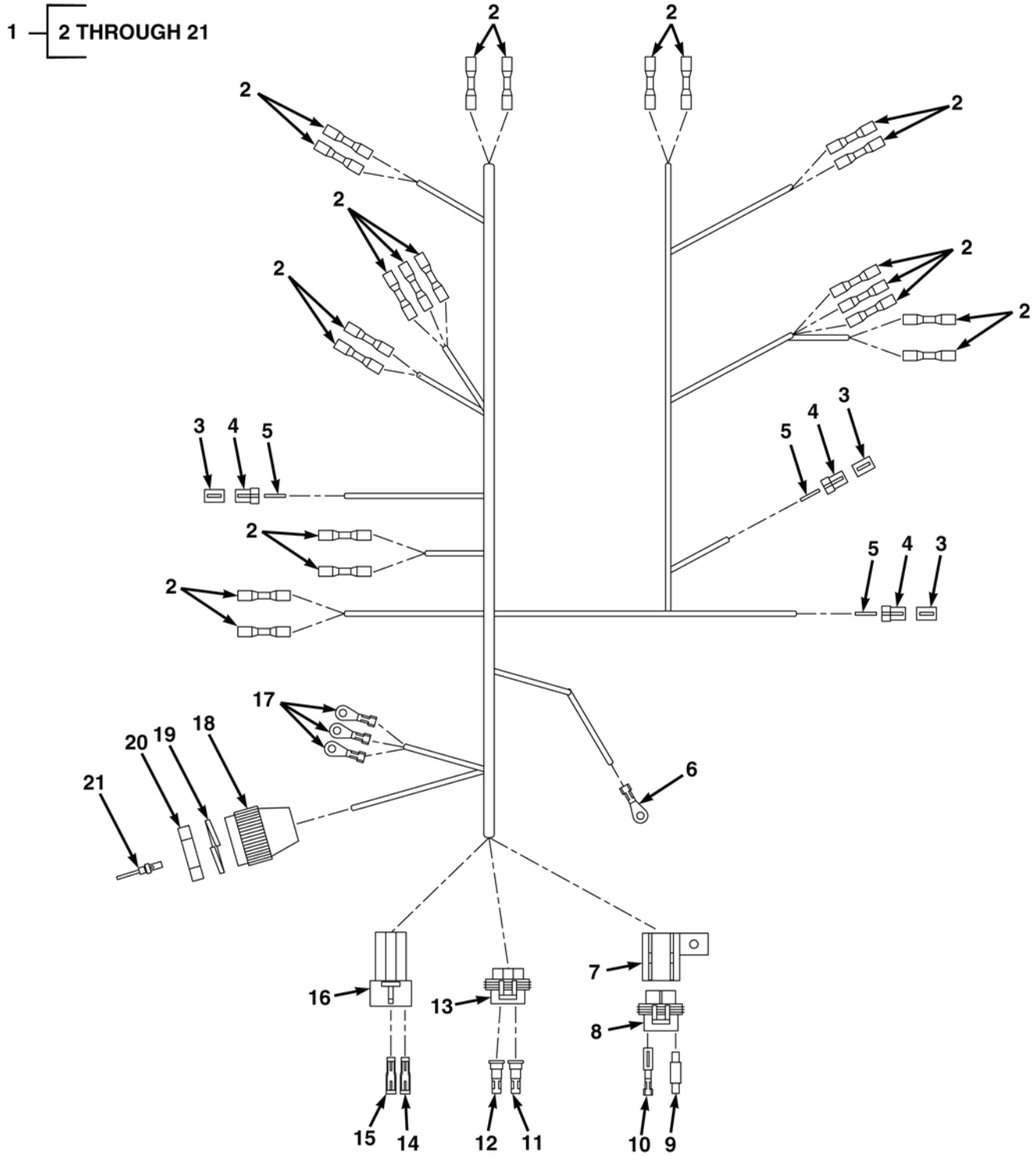


FIG. 91 HARNESS ASSEMBLY, CREW CAB

| (1)                  | (2)      | (3)              | (4)   | (5)            | (6)                                   | (7) |
|----------------------|----------|------------------|-------|----------------|---------------------------------------|-----|
| ITEM NO.             | SMR CODE | NSN              | CAGEC | PART NUMBER    | DESCRIPTION AND USABLE ON CODES (UOC) | QTY |
|                      |          |                  |       |                | GROUP 7626 MISCELLANEOUS ELECTRICAL   |     |
|                      |          |                  |       |                | FIG. 91 HARNESS ASSEMBLY, CREW CAB    |     |
| 1                    | PFFFF    |                  | 04664 | 1136485-H001   | WIRING HARNESS,BRAN CREW CAB .        | 1   |
| 2                    | PAFZZ    | 5940-01-386-5967 | 80372 | 87024A9873     | . SPLICE,CONDUCTOR . . . . .          | 26  |
| 3                    | PAFZZ    | 5975-01-518-9783 | 77326 | 52-626         | . CABLE NIPPLE . . . . .              | 3   |
| 4                    | PAFZZ    | 5935-01-517-6605 | 77326 | 52-625         | . SHELL,ELECTRICAL CONNECTOR. . .     | 3   |
| 5                    | PAFZZ    | 5995-01-518-1330 | 77326 | 52-627         | . LEAD SET,ELECTRICAL 16-18,PIN . . . | 8   |
| 6                    | PAFZZ    |                  | 1T9T6 | 19070-0132     | . LUG,TERMINAL . . . . .              | 1   |
| 7                    | PAFZZ    | 5935-01-337-0288 | 64678 | 1208-9272      | . DUMMY CONNECTOR RECEPTACLE.         | 1   |
| 8                    | PAFZZ    | 5935-01-336-7622 | 77060 | 12033769       | . CONNECTOR BODY,PLUG. . . . .        | 1   |
| 9                    | PAFZZ    | 5940-01-336-6331 | 77060 | 1203 3997      | . TERMINAL,QUICK DISC . . . . .       | 2   |
| 10                   | PAFZZ    | 2590-01-480-2394 | 77060 | 12066614       | . TERMINAL,FUSE,INLIN . . . . .       | 1   |
| 11                   | PAFZZ    | 5940-01-518-1962 | 77060 | 12052456       | . TERMINAL,QUICK DISC . . . . .       | 2   |
| 12                   | PAFZZ    | 5940-01-342-3882 | 77060 | 12052455       | . TERMINAL,QUICK DISC . . . . .       | 1   |
| 13                   | PAFZZ    | 5935-01-517-6221 | 77060 | 12124685       | . CONNECTOR ASSEMBLY, . . . . .       | 1   |
| 14                   | PAFZZ    | 5999-01-337-0088 | 77060 | 12064 735      | . CONTACT,ELECTRICAL . . . . .        | 1   |
| 15                   | PAFZZ    | 5940-01-518-1348 | 77060 | 12064736       | . TERMINAL,QUICK DISC . . . . .       | 2   |
| 16                   | PAFZZ    | 5935-01-517-6218 | 77060 | 12124686       | . CONNECTOR ASSEMBLY, . . . . .       | 1   |
| 17                   | PAFZZ    | 5940-00-113-9820 | 81343 | MS20659-128    | . TERMINAL,LUG. . . . .               | 3   |
| 18                   | PAFZZ    | 5935-01-517-8129 | 11139 | HDP24-24-16PN  | . CONNECTOR RECEPTACLE . . . . .      | 1   |
| 19                   | PAFZZ    | 5310-01-081-0799 | 11139 | 112264         | . WASHER,LOCK. . . . .                | 1   |
| 20                   | PAFZZ    | 5935-01-517-8144 | 11139 | 2411-0001-2405 | . NUT,COUPLING,ELECTR . . . . .       | 1   |
| 21                   | PAFZZ    | 5999-01-286-5843 | 12361 | 7-689-000797   | . CONTACT,ELECTRICAL 14-12,PIN . . .  | 14  |
| <b>END OF FIGURE</b> |          |                  |       |                |                                       |     |

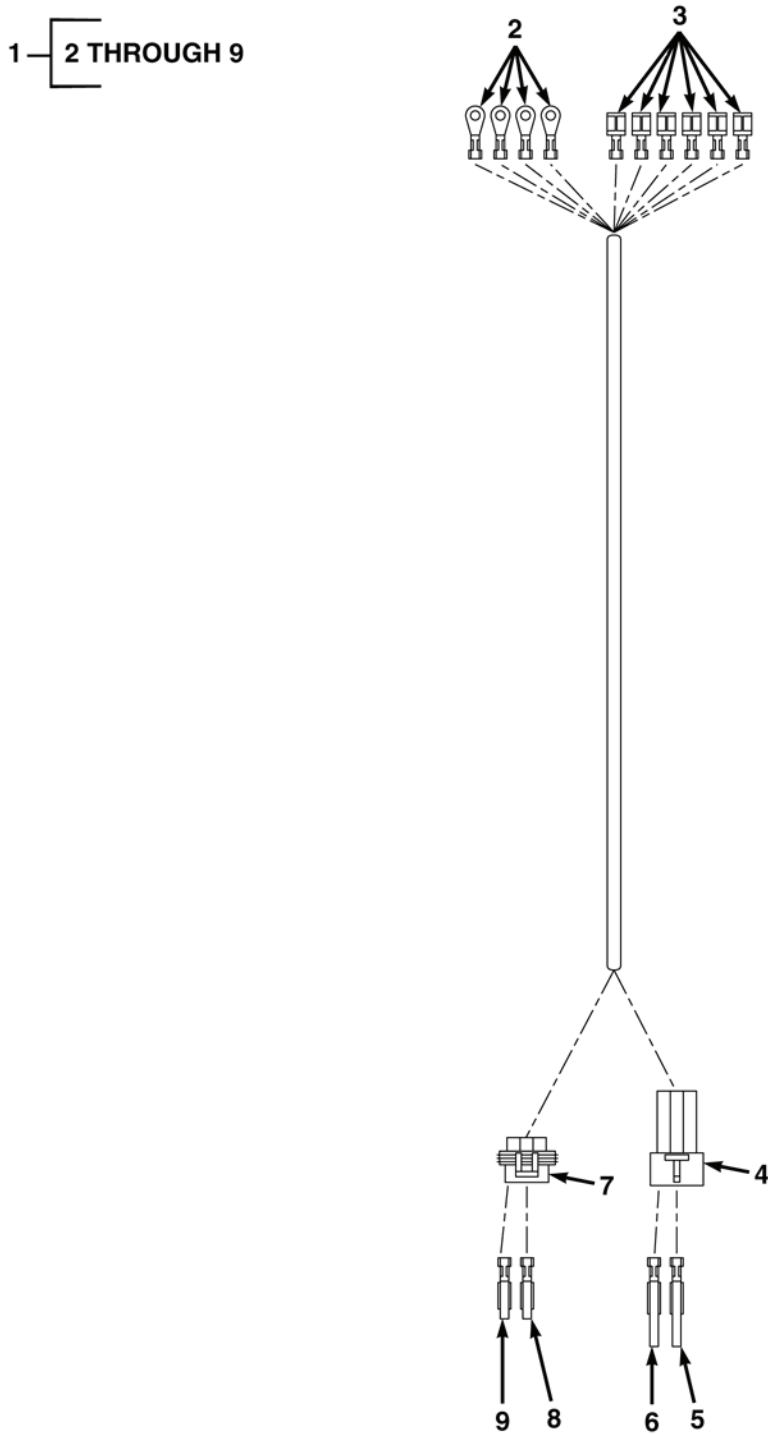


FIG. 92 HARNESS ASSEMBLY, EQUIPMENT (LADDER) RACK CONTROL

| (1)                  | (2)      | (3)              | (4)   | (5)          | (6)   | (7) |
|----------------------|----------|------------------|-------|--------------|---|-----|
| ITEM NO.             | SMR CODE | NSN              | CAGEC | PART NUMBER  | DESCRIPTION AND USABLE ON CODES (UOC)                     | QTY |
|                      |          |                  |       |              | GROUP 7626 MISCELLANEOUS ELECTRICAL                       |     |
|                      |          |                  |       |              | FIG. 92 HARNESS ASSEMBLY, EQUIPMENT (LADDER) RACK CONTROL |     |
| 1                    | PFFFF    |                  | 04664 | 1136489-H001 | WIRING HARNESS LADDER RACK PANEL . . . . .                | 1   |
| 2                    | PAFZZ    | 5940-01-353-6473 | 00779 | 40723        | . TERMINAL,LUG. . . . .                                   | 4   |
| 3                    | PAFZZ    | 5940-01-047-8489 | 00779 | 41450        | . TERMINAL,QUICK DISC . . . . .                           | 6   |
| 4                    | PAFZZ    | 5935-01-517-6218 | 77060 | 12124686     | . CONNECTOR ASSEMBLY, . . . . .                           | 1   |
| 5                    | PAFZZ    | 5999-01-337-0088 | 77060 | 12064735     | . CONTACT,ELECTRICAL . . . . .                            | 1   |
| 6                    | PAFZZ    | 5940-01-518-1348 | 77060 | 12064736     | . TERMINAL,QUICK DISC . . . . .                           | 2   |
| 7                    | PAFZZ    | 5935-01-517-6221 | 77060 | 12124685     | . CONNECTOR ASSEMBLY, . . . . .                           | 1   |
| 8                    | PAFZZ    | 5940-01-342-3882 | 77060 | 12052455     | . TERMINAL,QUICK DISC . . . . .                           | 1   |
| 9                    | PAFZZ    | 5940-01-518-1962 | 77060 | 12052456     | . TERMINAL,QUICK DISC . . . . .                           | 2   |
| <b>END OF FIGURE</b> |          |                  |       |              |   |     |





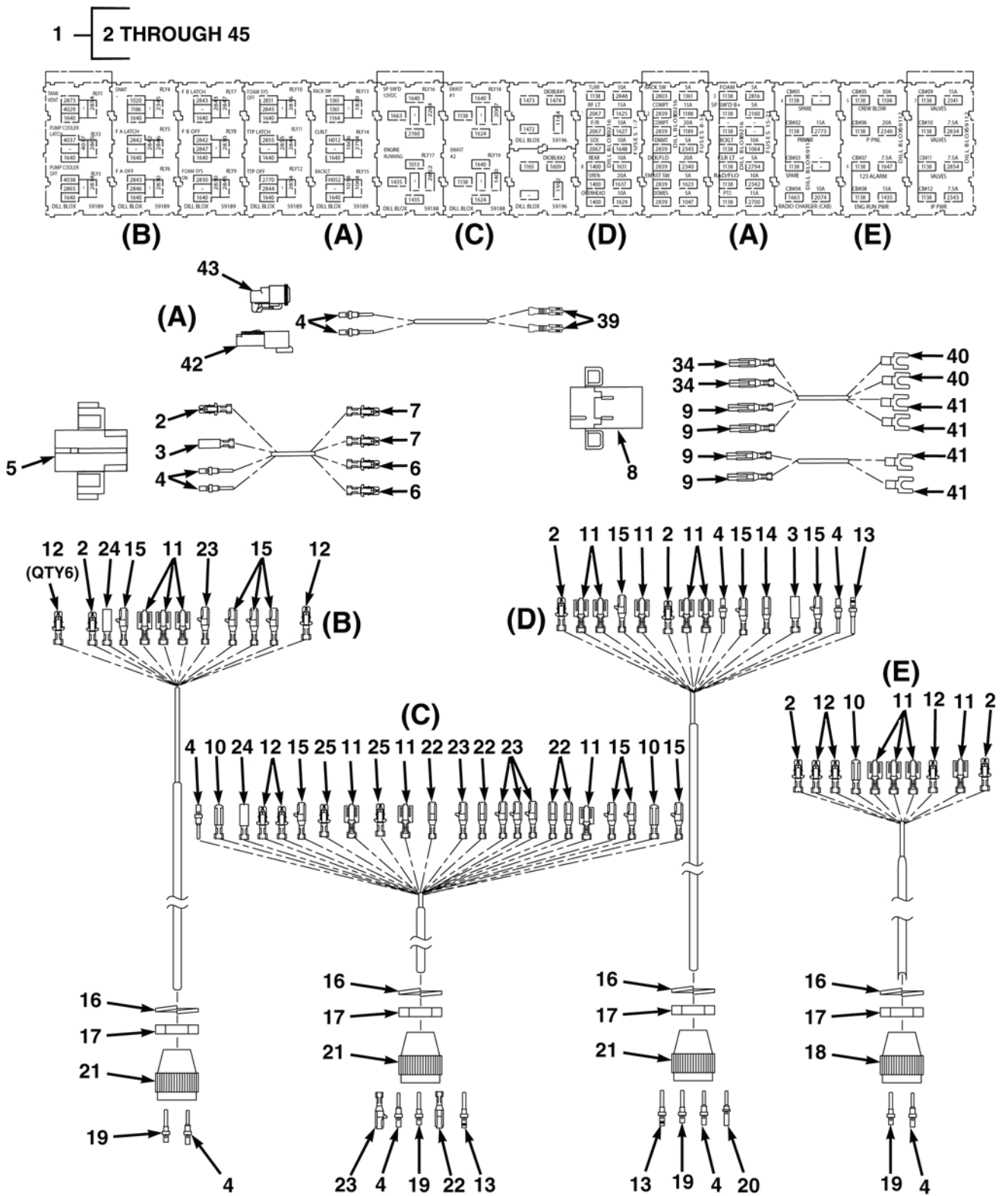


FIG. 93 HARNESS ASSEMBLY, POWER DISTRIBUTOR (1136482) (SHEET 1 OF 2)

1 — 2 THROUGH 45

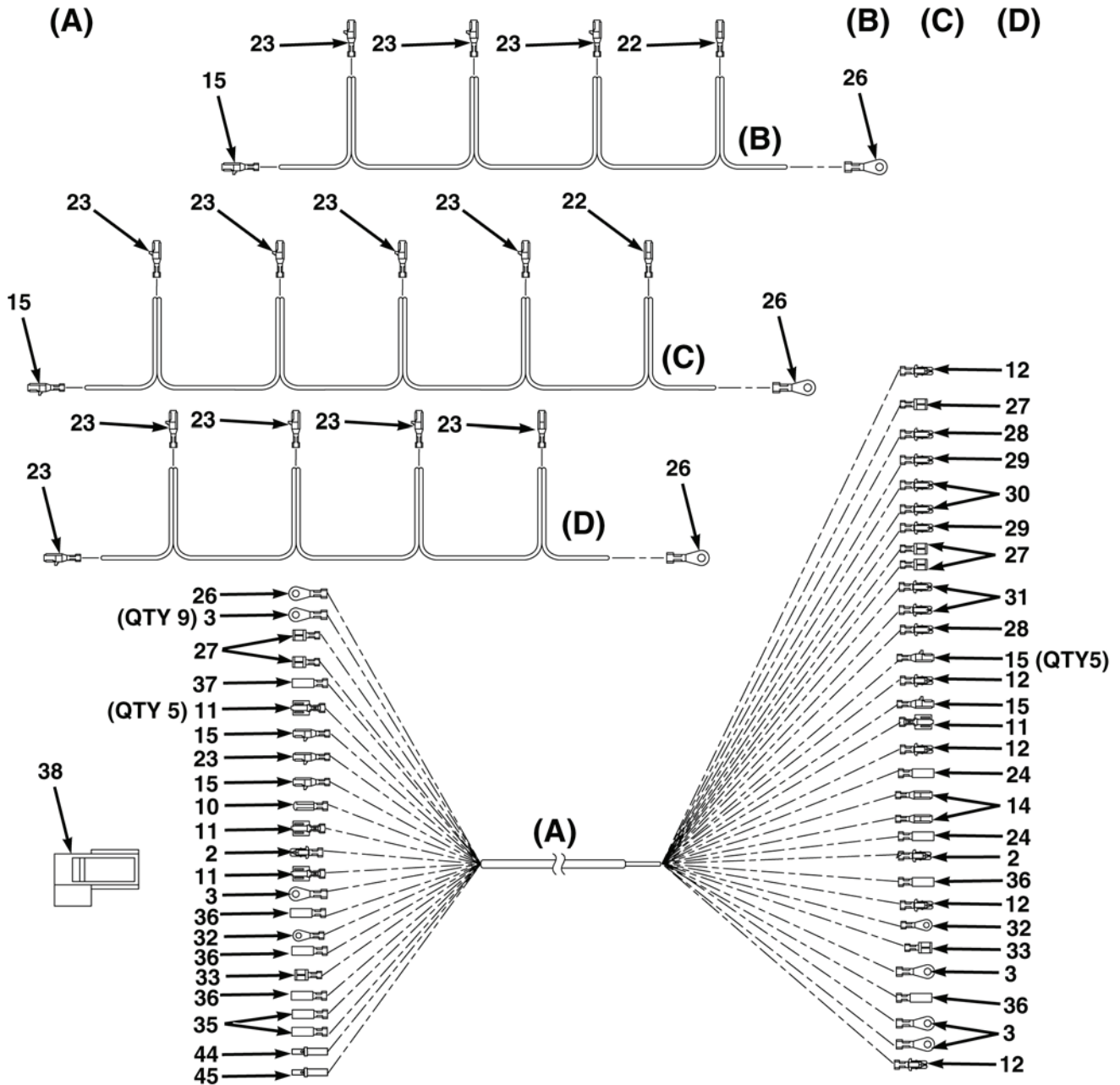
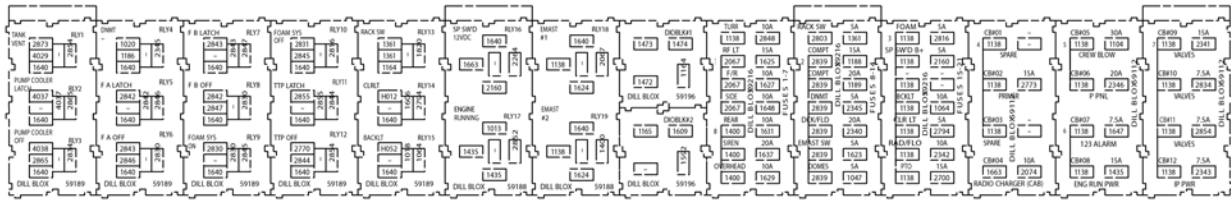


FIG. 93 HARNESS ASSEMBLY, POWER DISTRIBUTOR (1136482) (SHEET 2 OF 2)

| (1)      | (2)      | (3)              | (4)   | (5)            | (6)   | (7) |
|----------|----------|------------------|-------|----------------|---|-----|
| ITEM NO. | SMR CODE | NSN              | CAGEC | PART NUMBER    | DESCRIPTION AND USABLE ON CODES (UOC)                 | QTY |
|          |          |                  |       |                | GROUP 7626 MISCELLANEOUS ELECTRICAL                   |     |
|          |          |                  |       |                | FIG. 93 HARNESS ASSEMBLY, POWER DISTRIBUTOR (1136482) |     |
| 1        | PFFFZ    | 6110-01-517-4929 | 04664 | 1136482-H001   | PANEL,POWER DISTRIB POWER DISTRIBUTOR.....            | 1   |
| 2        | PAFZZ    | 5999-01-517-9045 | 2E480 | TF-18PC1UC     | . CONTACT,ELECTRICAL .....                            | 8   |
| 3        | PAFZZ    | 5940-00-113-9820 | 81343 | MS20659-128    | . TERMINAL,LUG.....                                   | 13  |
| 4        | PAHZZ    | 5999-01-216-3648 | 11139 | 0460-202-16141 | . CONTACT,ELECTRICAL #16,PIN .....                    | 35  |
| 5        | PAHZZ    | 5935-01-518-0417 | 77060 | 12015344       | . CONNECTOR,PLUG,ELEC.....                            | 1   |
| 6        | PAHZZ    | 5999-01-422-9740 | 19207 | 12420936       | . CONTACT,ELECTRICAL 16-14 GA,FEMALE .....            | 30  |
| 7        | PAHZZ    | 5940-01-340-0587 | 77060 | 1202 0116      | . TERMINAL,QUICK DISC .....                           | 4   |
| 8        | PAHZZ    | 5935-01-516-9371 | 77060 | 12015345       | . CONNECTOR,MODULAR .....                             | 1   |
| 9        | PAHZZ    | 5940-00-283-5280 | 96906 | MS25036-106    | . TERMINAL,LUG.....                                   | 4   |
| 10       | PAFZZ    | 5940-01-340-9064 | 77060 | 1201 5870      | . TERMINAL,QUICK.....                                 | 4   |
| 11       | PAFZZ    | 5999-01-517-9332 | 77060 | 12015869       | . CONTACT,ELECTRICAL .....                            | 22  |
| 12       | PAFZZ    | 5999-01-517-9046 | 2E480 | TF-14PC1UC     | . CONTACT,ELECTRICAL 16-14 GA....                     | 18  |
| 13       | PAHZZ    | 5999-01-373-4494 | 11139 | 0460-215-16141 | . CONTACT,ELECTRICAL .....                            | 3   |
| 14       | PAHZZ    | 5940-01-337-3319 | 77060 | 1208 4590      | . TERMINAL,QUICK FEMALE.....                          | 3   |
| 15       | PAFZZ    | 5999-01-518-0157 | 77060 | 12065894       | . CONTACT,ELECTRICAL .....                            | 18  |
| 16       | PAHZZ    | 5310-01-081-0799 | 11139 | 112264         | . WASHER,LOCK.....                                    | 4   |
| 17       | PAHZA    | 5935-01-517-8144 | 11139 | 2411-0001-2405 | . NUT,COUPLING,ELECTR .....                           | 4   |
| 18       | PAHZZ    | 5935-01-516-9367 | 11139 | HDP24-24-21PN  | . CONNECTOR RECEPTACLE .....                          | 1   |
| 19       | PAHZZ    | 5999-01-286-5843 | 12361 | 7-689-000797   | . CONTACT,ELECTRICAL 14-12,PIN ...                    | 21  |
| 20       | PAHZZ    | 5999-01-081-9033 | 45152 | 58338AX        | . CONTACT,ELECTRICAL .....                            | 2   |
| 21       | PAHZA    | 5935-01-517-8130 | 11139 | HDP24-24-19PN  | . CONNECTOR RECEPTACLE .....                          | 3   |
| 22       | PAHZZ    | 5940-01-517-5397 | 77060 | 12020035       | . TERMINAL,QUICK DISC .....                           | 8   |
| 23       | PAFZZ    | 5999-01-518-0162 | 77060 | 12077945       | . CONTACT,ELECTRICAL .....                            | 20  |
| 24       | PAFZZ    | 5940-01-374-9838 | 0FW39 | 12419928-006   | . TERMINAL,QUICK DISC .....                           | 5   |
| 25       | PAHZZ    | 5999-01-517-5026 | 2E480 | TF-17PC1UC     | . CONTACT,ELECTRICAL 20-18 (2),FUSE TERMINAL.....     | 2   |
| 26       | PAFZZ    | 5940-01-480-2341 | 45152 | 2HE869         | . TERMINAL,LUG.....                                   | 4   |
| 27       | PAFZZ    | 5940-01-517-5398 | 00779 | 280756-4       | . TERMINAL,QUICK DISC 0.380 .....                     | 4   |
| 28       | PAFZZ    | 6150-01-517-7765 | 2E480 | 092769         | . BUS,CONDUCTOR 3 TERMINAL .....                      | 2   |
| 29       | PAHZZ    | 6150-01-337-5039 | 2E480 | 092579         | . BUS,CONDUCTOR 4 POSITION .....                      | 2   |
| 30       | PAHZZ    | 6150-01-517-7770 | 2E480 | 092648         | . BUS,CONDUCTOR 2 POSITION .....                      | 2   |

| (1)      | (2)      | (3)              | (4)   | (5)         | (6)  | (7) |
|----------|----------|------------------|-------|-------------|--|-----|
| ITEM NO. | SMR CODE | NSN              | CAGEC | PART NUMBER | DESCRIPTION AND USABLE ON CODES (UOC)                    | QTY |
| 31       | PAHZZ    | 6150-01-517-7774 | 2E480 | 092764      | . BUS,CONDUCTOR 5 TERMINAL . . . . .                     | 2   |
| 32       | PAFZZ    | 5940-00-557-1627 | 96906 | MS25036-53  | . TERMINAL,LUG . . . . .                                 | 4   |
| 33       | PAFZZ    | 5940-01-082-3321 | 00779 | 3-350820-2  | . TERMINAL,QUICK DISCONNECT . . . . .                    | 2   |
| 34       | PAHZZ    | 5940-00-143-4777 | 81343 | AS25036-157 | . TERMINAL,LUG 12-10,1/4,RING . . . . .                  | 3   |
| 35       | PAFZZ    | 5940-01-386-5967 | 80372 | 87024A9873  | . SPLICE,CONDUCTOR . . . . .                             | 1   |
| 36       | PAFZZ    | 5940-01-309-6313 | 06090 | D-406-0003  | . SPLICE,CONDUCTOR . . . . .                             | 2   |
| 37       | PAFZZ    | 5940-01-341-0525 | 77060 | 12084595    | . TERMINAL,QUICK DISC FEMALE . . . . .                   | 1   |
| 38       | PAHZZ    | 5935-01-517-5024 | 77060 | 12015952    | . SHELL,ELECTRICAL CO. . . . .                           | 1   |
| 39       | PAFZZ    |                  | 77060 | 12065899    | . TERMINAL,QUICK DISC . . . . .                          | 2   |
| 40       | PAFZZ    | 5940-00-114-1315 | 96906 | MS20659-142 | . TERMINAL,LUG . . . . .                                 | 1   |
| 41       | PAFZZ    | 5940-00-113-9826 | 81343 | MS25036-114 | . . . . . TERMINAL,LUG 3/8,RING . . . . .                | 4   |
| 42       | PAFZZ    | 5935-01-479-1599 | 45152 | 2HB218      | . CONNECTOR,RECEPTACL<br>RECEPTACLE,ELECTRICAL . . . . . | 1   |
| 43       | PAFZZ    | 5935-01-514-4357 | 45152 | 8HE868      | . CONNECTOR,PLUG ELECTRICAL . . . . .                    | 1   |
| 44       | PAFZZ    | 5999-01-406-4110 | 77060 | 12124582    | . CONTACT,ELECTRICAL . . . . .                           | 1   |
| 45       | PAFZZ    | 5940-01-353-6473 | 00779 | 40723       | . TERMINAL,LUG . . . . .                                 | 1   |

END OF FIGURE



1 — 2 THROUGH 18

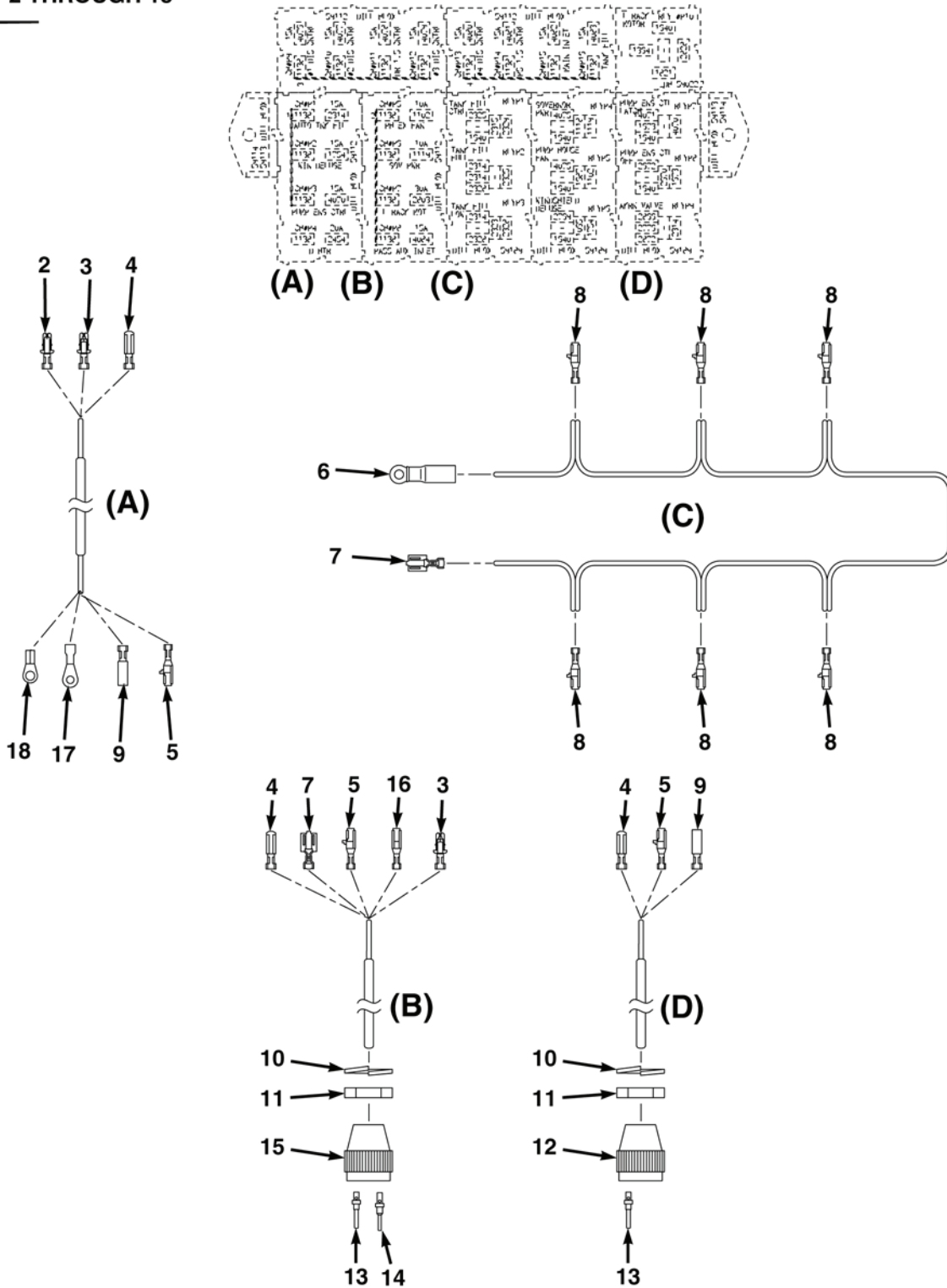


FIG. 94 HARNESS ASSEMBLY, POWER DISTRIBUTION (1136473)

| (1)      | (2)      | (3)              | (4)   | (5)            | (6)  | (7) |
|----------|----------|------------------|-------|----------------|--|-----|
| ITEM NO. | SMR CODE | NSN              | CAGEC | PART NUMBER    | DESCRIPTION AND USABLE ON CODES (UOC)                  | QTY |
|          |          |                  |       |                | GROUP 7626 MISCELLANEOUS ELECTRICAL                    |     |
|          |          |                  |       |                | FIG. 94 HARNESS ASSEMBLY, POWER DISTRIBUTION (1136473) |     |
| 1        | PFFFZ    | 6110-01-517-9289 | 04664 | 1136473-H002   | PANEL,POWER DISTRIB . . . . .                          | 1   |
| 2        | PAFZZ    | 6150-01-337-5039 | 2E480 | 092579         | . BUS,CONDUCTOR 4 POSITION . . . . .                   | 4   |
| 3        | PAFZZ    | 5999-01-517-9045 | 77060 | 12020400       | . CONTACT,ELECTRICAL . . . . .                         | 3   |
| 4        | PAFZZ    | 5940-01-340-9064 | 77060 | 1201 5870      | . TERMINAL,QUICK. . . . .                              | 15  |
| 5        | PAFZZ    | 5999-01-518-0157 | 77060 | 12065894       | . CONTACT,ELECTRICAL . . . . .                         | 15  |
| 6        | PAFZZ    | 5940-01-517-3337 | 00779 | 55849          | . TERMINAL,LUG. . . . .                                | 1   |
| 7        | PAFZZ    | 5999-01-517-9332 | 77060 | 12015869       | . CONTACT,ELECTRICAL . . . . .                         | 2   |
| 8        | PAFZZ    | 5999-01-518-0162 | 77060 | 12077945       | . CONTACT,ELECTRICAL . . . . .                         | 6   |
| 9        | PAFZZ    | 5940-01-400-0618 | 1JB11 | 12020321       | . CONTACT,ELECTRICAL 16-14 GA. . . . .                 | 14  |
| 10       | PAFZZ    | 5310-01-081-0799 | 11139 | 112264         | . WASHER,LOCK. . . . .                                 | 2   |
| 11       | PAFZZ    | 5935-01-517-8144 | 11139 | 2411-0001-2405 | . NUT,COUPLING,ELECTR . . . . .                        | 2   |
| 12       | PAFZZ    | 5935-01-517-8126 | 11139 | HDP24-24-23PN  | . CONNECTOR RECEPTACLE . . . . .                       | 1   |
| 13       | PAFZZ    | 5999-01-216-3648 | 11139 | 0460-202-16141 | . CONTACT,ELECTRICAL #16,PIN . . . . .                 | 27  |
| 14       | PAFZZ    | 5999-01-286-5843 | 12361 | 7-689-000797   | . CONTACT,ELECTRICAL 14-12,PIN . . . . .               | 6   |
| 15       | PAFZZ    | 5935-01-517-8130 | 11139 | HDP24-24-19PN  | . CONNECTOR RECEPTACLE . . . . .                       | 1   |
| 16       | PAFZZ    | 5940-01-341-0525 | 77060 | 12084595       | . TERMINAL,QUICK DISC FEMALE . . . . .                 | 2   |
| 17       | PAFZZ    | 5940-00-143-4777 | 81343 | AS25036-157    | . TERMINAL,LUG 12-10,1/4,RING . . . . .                | 3   |
| 18       | PAFZZ    | 5940-00-113-9825 | 81343 | MS20659-141    | . TERMINAL,LUG. . . . .                                | 2   |
|          |          |                  |       |                | <b>END OF FIGURE</b>                                   |     |

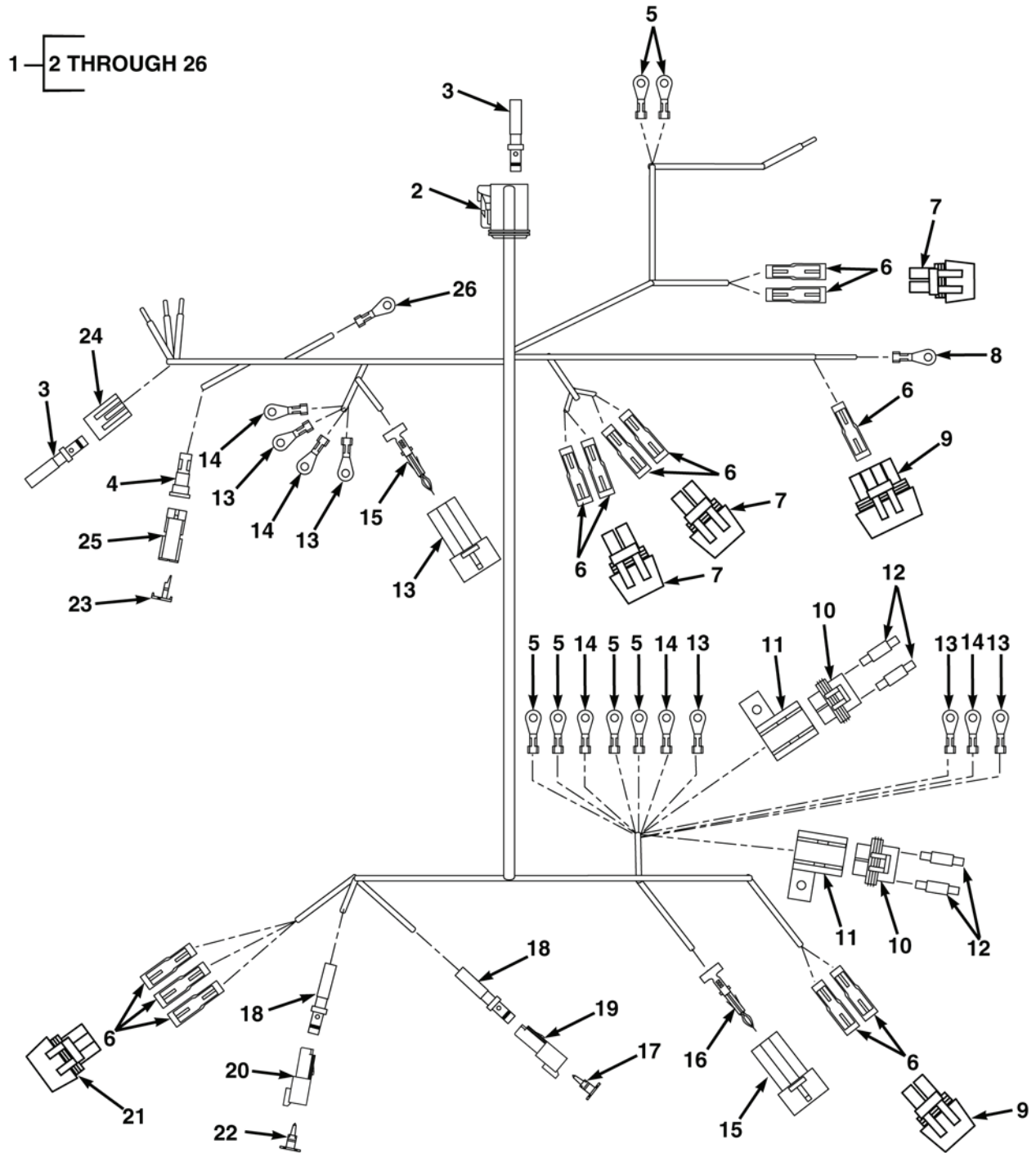


FIG. 95 HARNESS ASSEMBLY, PUMP HOUSE (1360124)



| (1)  | (2)      | (3)              | (4)   | (5)            | (6)  | (7) |
|--|----------|------------------|-------|----------------|--|-----|
| ITEM NO.                                       | SMR CODE | NSN              | CAGEC | PART NUMBER    | DESCRIPTION AND USABLE ON CODES (UOC)          | QTY |
| GROUP 7626 MISCELLANEOUS ELECTRICAL            |          |                  |       |                |  |     |
| FIG. 95 HARNESS ASSEMBLY, PUMP HOUSE (1360124) |          |                  |       |                |  |     |
| 1  | PFFFZ    | 6150-01-518-5432 | 04664 | 1360124-H001   | WIRING HARNESS,BRAN PUMP HOUSE . . . . .       | 1   |
| 2  | PAFZZ    | 5935-01-519-1186 | 11139 | DT06-6S-P012   | . CONNECTOR,PLUG,ELEC 4 WAY . . . . .          | 1   |
| 3  | PAFZZ    | 5999-01-203-6687 | 11139 | 0462-201-16141 | . CONTACT,ELECTRICAL . . . . .                 | 12  |
| 4  | PAFZZ    | 5935-01-517-6022 | 11139 | W4S-P012       | . RETAINER,ELECTRICAL . . . . .                | 2   |
| 5  | PAFZZ    | 5940-01-353-5702 | 00779 | 40725          | . TERMINAL,LUG. . . . .                        | 5   |
| 6  | PAFZZ    | 5999-01-422-9740 | 19207 | 12420936       | . CONTACT,ELECTRICAL 16-14 GA,FEMALE. . . . .  | 15  |
| 7  | PAFZZ    | 5935-01-214-5259 | 77060 | 12015792       | . CONNECTOR BODY,PLUG. . . . .                 | 4   |
| 8  | PAFZZ    | 5940-00-230-0515 | 81343 | MS25035-154    | . TERMINAL,LUG. . . . .                        | 1   |
| 9  | PAFZZ    | 5935-01-308-8599 | 45152 | 1788880        | . CONNECTOR BODY,PLUG. . . . .                 | 1   |
| 10   | PAFZZ    | 5342-01-480-0358 | 45152 | 7HE956         | . WEDGE,PLUG LOCK . . . . .                    | 1   |
| 12   | PAFZZ    | 5940-01-336-6331 | 77060 | 1203 3997      | . TERMINAL,QUICK DISC . . . . .                | 4   |
| 14   | PAFZZ    | 5940-00-237-6779 | 96906 | MS20659-29     | . TERMINAL,LUG 3/8,RING,12 GA . . . . .        | 5   |
| 15   | PAFZZ    | 5935-01-214-4163 | 22785 | 12010973       | . CONNECTOR BODY,PLUG PLUG,ELECTRICAL. . . . . | 1   |
| 16   | PAFZZ    | 5999-01-406-4110 | 77060 | 12124582       | . CONTACT,ELECTRICAL . . . . .                 | 4   |
| 17   | PAFZZ    | 5935-01-519-1808 | 11139 | W2P            | . RETAINER,ELECTRICAL . . . . .                | 1   |
| 18   | PAFZZ    | 5999-01-216-3648 | 11139 | 0460-202-16141 | . CONTACT,ELECTRICAL #16,PIN . . . . .         | 4   |
| 19   | PAFZZ    | 5935-01-479-1599 | 11139 | DT04-2P-E004   | . CONNECTOR RECEPTACLE,ELECTRICAL . . . . .    | 1   |
| 20   | PAFZZ    | 5935-01-503-4847 | 11139 | DT04-4P        | . CONNECTOR,PLUG,ELEC . . . . .                | 1   |
| 21   | PAFZZ    | 5935-01-292-2336 | 77060 | 12015793       | . CONNECTOR,PLUG . . . . .                     | 1   |
| 22   | PAFZZ    | 5935-01-503-7348 | 11139 | W4P            | . RETAINER,ELECTRICAL . . . . .                | 1   |
| 23   | PAFZZ    | 5935-01-517-6025 | 11139 | W8S-P012       | . RETAINER,ELECTRICAL . . . . .                | 1   |
| 24   | PAFZZ    | 5935-01-517-0938 | 11139 | DT06-8SA-P012  | . CONNECTOR,PLUG ELECTRICAL . . . . .          | 1   |
| 25   | PAFZZ    | 5935-01-338-3532 | 64678 | 1201 0996      | . CONNECTOR BODY,PLUG. . . . .                 | 1   |
| 26   | PAFZZ    | 5940-00-143-4794 | 81343 | MS25036-112    | . TERMINAL,LUG NO. 10,RING,12-10 GA . . . . .  | 1   |
| <b>END OF FIGURE</b>                           |          |                  |       |                |  |     |



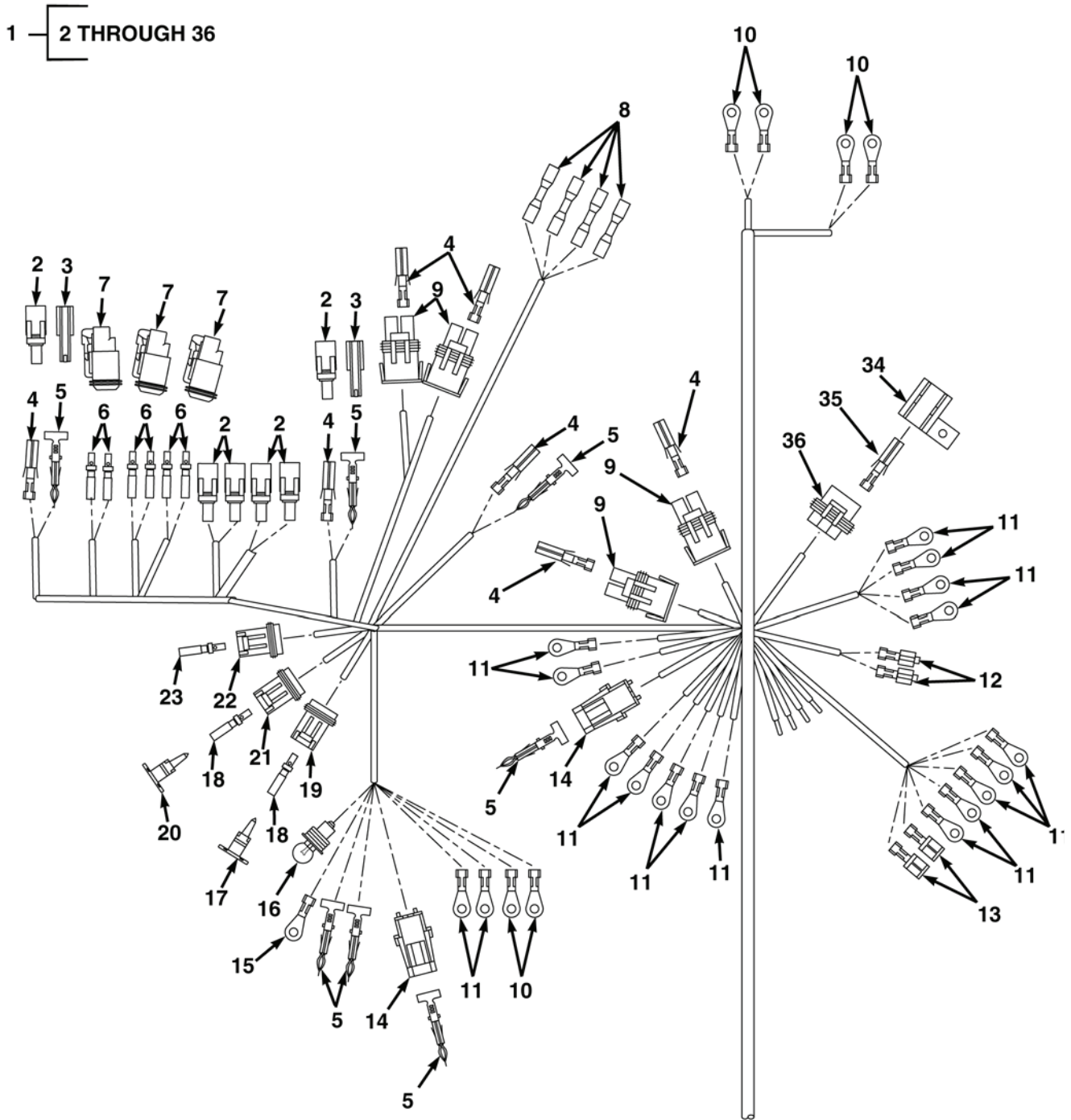


FIG. 96 HARNESS ASSEMBLY, PUMP OPERATOR'S PANEL (1136484) (SHEET 1 OF 2)

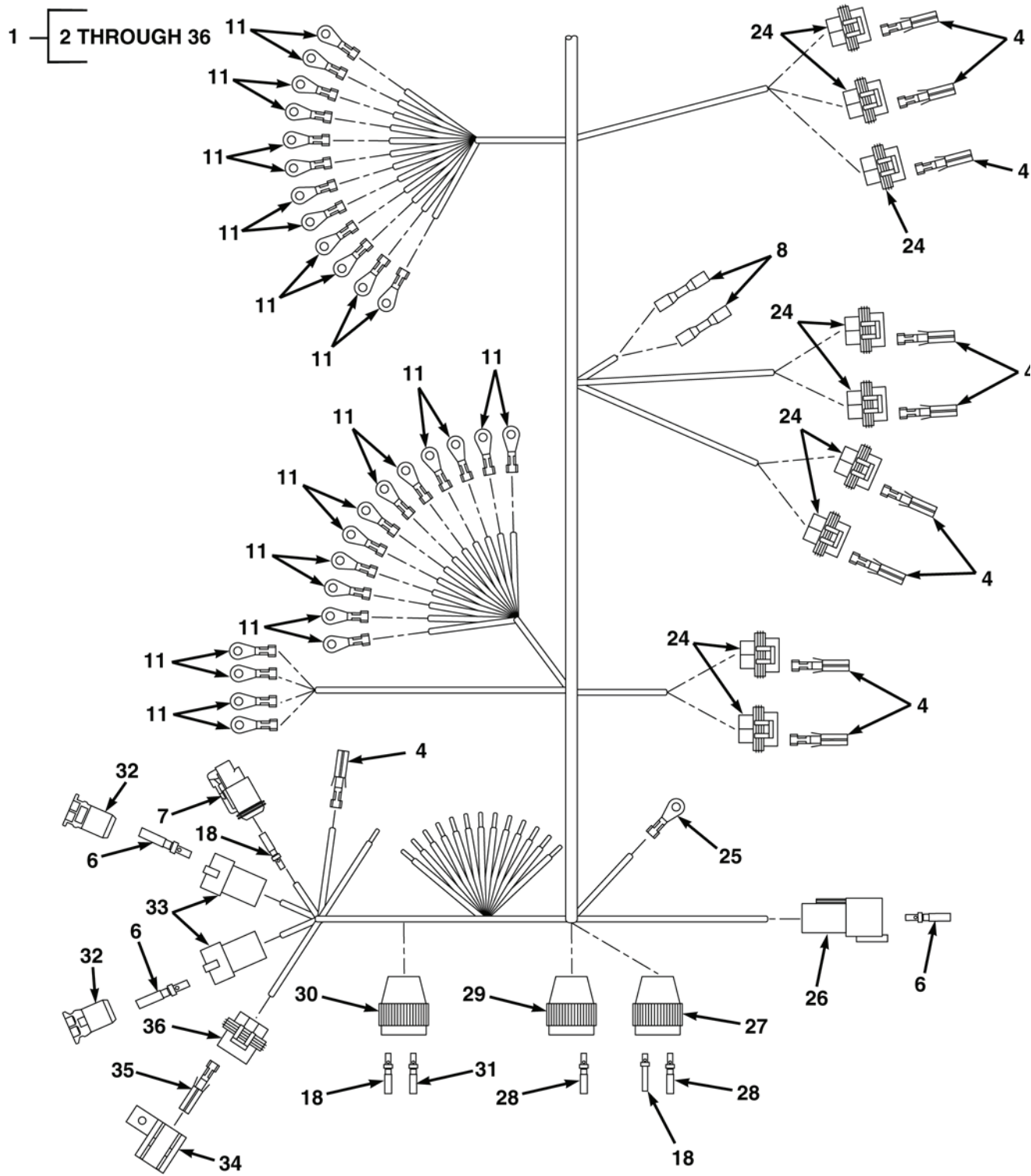


FIG. 96 HARNESS ASSEMBLY, PUMP OPERATOR'S PANEL (1136484) (SHEET 2 OF 2)

| (1)      | (2)      | (3)              | (4)   | (5)            | (6)   | (7) |
|----------|----------|------------------|-------|----------------|---|-----|
| ITEM NO. | SMR CODE | NSN              | CAGEC | PART NUMBER    | DESCRIPTION AND USABLE ON CODES (UOC)   | QTY |
|          |          |                  |       |                | GROUP 7626 MISCELLANEOUS ELECTRICAL<br>FIG. 96 HARNESS ASSEMBLY, PUMP OPERATOR'S PANEL (11364884) |     |
| 1        | PFFFF    |                  | 04664 | 1136484-H002   | WIRING HARNESS, BRAN . . . . .  | 1   |
| 2        | PAFZZ    | 5935-01-291-2814 | 10988 | L124720        | . CONNECTOR, PLUG . . . . .   | 6   |
| 3        | PAFZZ    | 5935-01-503-4847 | 11139 | DT04-4P        | . CONNECTOR, PLUG, ELEC . . . . .   | 2   |
| 4        | PAFZZ    | 5999-01-214-9682 | 45152 | 1624090        | . CONTACT, ELECTRICAL . . . . .   | 26  |
| 5        | PAFZZ    | 5999-01-319-7394 | 77060 | 12089305       | . CONTACT, ELECTRICAL . . . . .   | 6   |
| 6        | PAFZZ    | 5999-01-216-3648 | 11139 | 0460-202-16141 | . CONTACT, ELECTRICAL #16, PIN . . . . .  | 9   |
| 7        | PAFZZ    | 5935-01-514-4357 | 45152 | 8HE868         | . CONNECTOR, PLUG ELECTRICAL . . . . .  | 3   |
| 8        | PAFZZ    | 5940-01-386-5967 | 80372 | 87024A9873     | . SPLICE, CONDUCTOR . . . . .   | 6   |
| 9        | PAFZZ    | 5935-01-308-8599 | 45152 | 1788880        | . CONNECTOR BODY, PLUG<br>PLUG, ELECTRICAL . . . . .  | 2   |
| 10       | PAFZZ    | 5940-01-353-5702 | 00779 | 40725          | . TERMINAL, LUG . . . . .   | 4   |
| 11       | PAFZZ    | 5940-01-353-6473 | 00779 | 40723          | . TERMINAL, LUG . . . . .   | 48  |
| 12       | PAFZZ    | 5940-00-409-6659 | 77060 | 2962447        | . TERMINAL, QUICK 16-14 GA, FEMALE<br>SLIDE . . . . .   | 2   |
| 13       | PAFZZ    | 5940-01-517-6027 | 00779 | 521567-2       | . TERMINAL, QUICK DISC DISCONNECT   | 2   |
| 14       | PAFZZ    | 5935-01-214-4163 | 22785 | 12010973       | . CONNECTOR BODY, PLUG<br>PLUG, ELECTRICAL . . . . .  | 2   |
| 15       | PAFZZ    | 5999-01-484-6926 | 00779 | 40724          | . CLIP, ELECTRICAL . . . . .  | 1   |
| 16       | PAFZZ    | 6685-01-453-5724 | 16476 | 0621500        | . GAGE, DIFFERENTIAL, D . . . . .   | 1   |
| 17       | PAFZZ    | 5935-01-519-0770 | 11139 | W12S-P012      | . RETAINER, ELECTRICAL . . . . .  | 1   |
| 18       | PAFZZ    | 5999-01-203-6687 | 11139 | 0462-201-16141 | . CONTACT, ELECTRICAL<br>20-16, SOCKET, #16 . . . . .   | 38  |
| 19       | PAFZZ    | 5935-01-485-4000 | 45152 | 9HB991         | . CONNECTOR, RECEPTACL . . . . .  | 1   |
| 20       | PAFZZ    | 5935-01-517-6022 | 11139 | W4S-P012       | . RETAINER, ELECTRICAL . . . . .  | 1   |
| 21       | PAFZZ    | 5935-01-480-9083 | 45152 | 5HE459         | . CONNECTOR, RECEPTACL 4 WAY . . . . .  | 1   |
| 22       | PAFZZ    | 5935-01-519-1186 | 11139 | DT06-6S-P012   | . CONNECTOR, PLUG, ELEC . . . . .   | 1   |
| 23       | PAFZZ    | 5999-01-452-9967 | 00779 | 171639-1       | . CONTACT, ELECTRICAL<br>20-16 GA, SOCKET . . . . .   | 6   |
| 24       | PAFZZ    | 5935-01-214-5259 | 77060 | 12015792       | . CONNECTOR BODY, PLUG . . . . .  | 9   |
| 25       | PAFZZ    | 5940-00-114-1315 | 96906 | MS20659-142    | . TERMINAL, LUG . . . . .   | 1   |
| 26       | PAFZZ    |                  | 11139 | DT04-6P-E004   | . CONNECTOR, RECEPTACL . . . . .  | 1   |
| 27       | PAFZZ    | 5935-01-517-8125 | 11139 | HDP26-24-19SN  | . CONNECTOR, PLUG, ELEC . . . . .   | 2   |
| 28       | PAFZZ    | 5999-01-280-1438 | 12361 | 7-826-000092   | . CONTACT, ELECTRICAL . . . . .   | 21  |
| 29       | PAFZZ    | 5935-01-517-5354 | 11139 | HDP26-24-16SN  | . CONNECTOR, PLUG ELECTRICAL . . . . .  | 1   |

| (1)      | (2)      | (3)              | (4)   | (5)            | (6)   | (7) |
|----------|----------|------------------|-------|----------------|---|-----|
| ITEM NO. | SMR CODE | NSN              | CAGEC | PART NUMBER    | DESCRIPTION AND USABLE ON CODES (UOC)         | QTY |
| 30       | PAFZZ    | 5935-01-519-1190 | 11139 | HDP26-24-23SN  | . CONNECTOR,PLUG ELECTRICAL . . . .           | 1   |
| 31       | PAFZZ    | 5935-01-338-3532 | 64678 | 12010996       | . CONNECTOR,RECEPTACL<br>ELECTRICAL . . . . . | 1   |
| 31       | PAFZZ    | 5999-01-372-4955 | 11139 | 5962-202-16141 | . CONTACT,ELECTRICAL . . . . .                | 2   |
| 32       | PAFZZ    | 5935-01-503-7348 | 11139 | W4P            | . RETAINER,ELECTRICAL . . . . .               | 2   |
| 34       | PAFZZ    | 5935-01-337-0288 | 64678 | 1208-9272      | . DUMMY CONNECTOR RECEPTACLE .                | 2   |
| 35       | PAFZZ    | 5940-01-359-0245 | 77060 | 12020157       | . TERMINAL,QUICK DISC . . . . .               | 4   |
| 36       | PAFZZ    | 5935-01-336-7622 | 77060 | 12033769       | . CONNECTOR BODY,PLUG . . . . .               | 2   |

END OF FIGURE



1 — 2 THROUGH 13

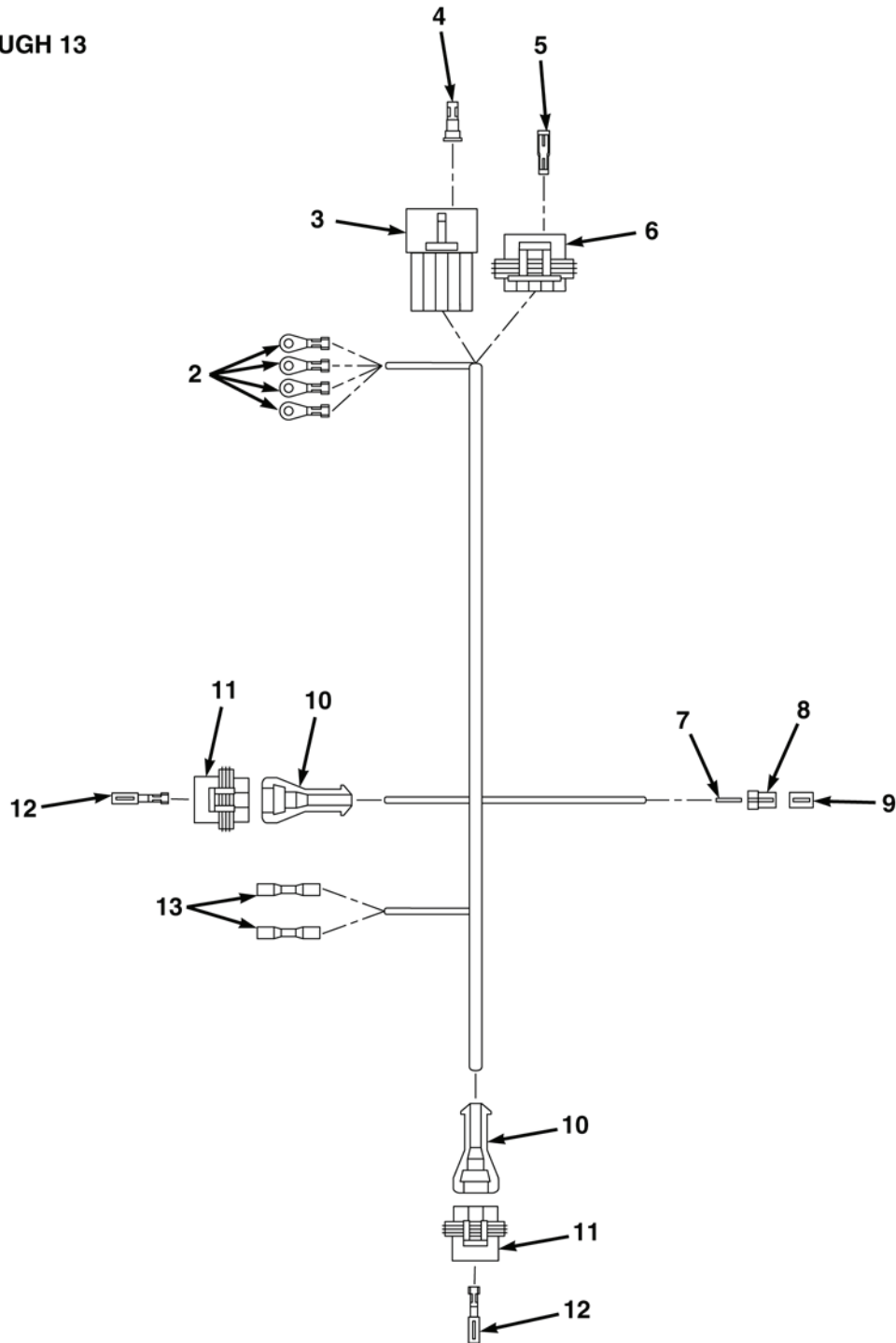


FIG. 97 HARNESS, TFFT REAR BODY



| (1)                  | (2)      | (3)              | (4)   | (5)          | (6)                                   | (7) |
|----------------------|----------|------------------|-------|--------------|---------------------------------------|-----|
| ITEM NO.             | SMR CODE | NSN              | CAGEC | PART NUMBER  | DESCRIPTION AND USABLE ON CODES (UOC) | QTY |
|                      |          |                  |       |              | GROUP 7626 MISCELLANEOUS ELECTRICAL   |     |
|                      |          |                  |       |              | FIG. 97 HARNESS, TFFT REAR BODY       |     |
| 1                    | PFFFF    |                  | 04664 | 1136488-H001 | WIRING HARNESS,BRAN REAR BODY         | 1   |
| 2                    | PAFZZ    | 5940-01-353-5702 | 00779 | 40725        | . TERMINAL,LUG. ....                  | 4   |
| 3                    | PAFZZ    | 5935-01-515-2028 | 77060 | 12186400     | . SHELL,ELECTRICAL CO . . . . .       | 1   |
| 4                    | PAFZZ    | 5940-01-340-0586 | 77060 | 12040559     | . TERMINAL,QUICK DISC . . . . .       | 5   |
| 5                    | PAFZZ    | 5940-01-518-1334 | 77060 | 12077412     | . TERMINAL,QUICK DISC . . . . .       | 4   |
| 6                    | PAFZZ    | 5935-01-517-6245 | 77060 | 12084891     | . CONNECTOR ASSEMBLY, . . . . .       | 1   |
| 7                    | PAFZZ    | 5995-01-518-1330 | 77326 | 52-627       | . LEAD SET,ELECTRICAL 16-18,PIN . . . | 3   |
| 8                    | PAFZZ    | 5935-01-517-6605 | 77326 | 52-625       | . SHELL,ELECTRICAL CONNECTOR. . .     | 1   |
| 9                    | PAFZZ    | 5975-01-518-9783 | 77326 | 52-626       | . CABLE NIPPLE . . . . .              | 1   |
| 10                   | PAFZZ    | 5330-01-517-8549 | 00779 | 880811-2     | . CAP,SEAL,NONMETALLI . . . . .       | 2   |
| 11                   | PAFZZ    | 5935-01-508-1750 | 00779 | 282087-1     | . CONNECTOR BODY. . . . .             | 2   |
| 12                   | PAFZZ    | 5999-15-174-6551 | A1631 | 183025-1     | . CONTACT,ELECTRICAL . . . . .        | 4   |
| 13                   | PAFZZ    | 5940-01-386-5967 | 80372 | 87024A9873   | . SPLICE,CONDUCTOR . . . . .          | 2   |
| <b>END OF FIGURE</b> |          |                  |       |              |                                       |     |

1 — 2 THROUGH 31

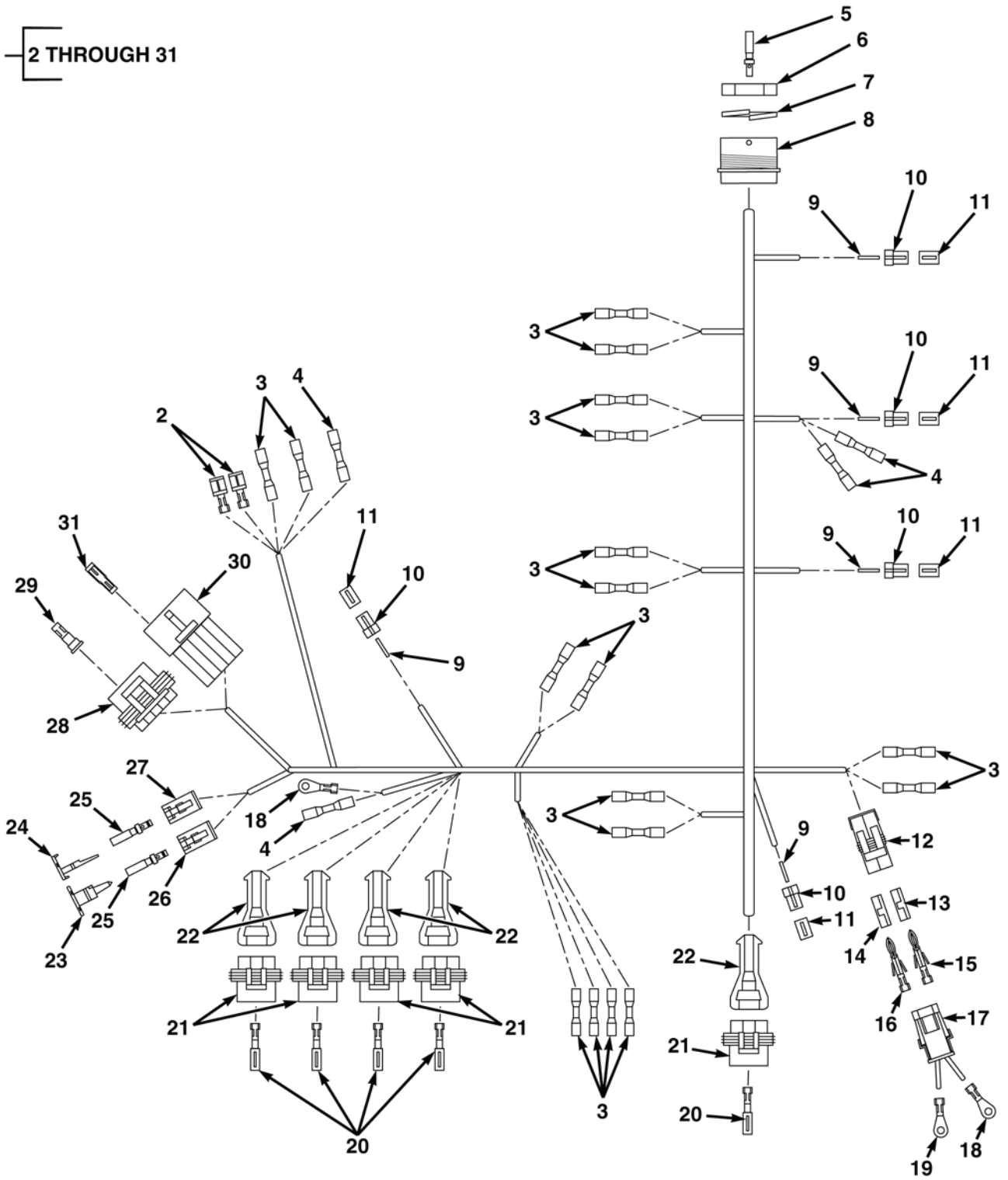


FIG. 98 HARNESS, TFFT PS BODY

| (1)                                 | (2)      | (3)              | (4)   | (5)            | (6)   | (7) |
|-------------------------------------|----------|------------------|-------|----------------|---|-----|
| ITEM NO.                            | SMR CODE | NSN              | CAGEC | PART NUMBER    | DESCRIPTION AND USABLE ON CODES (UOC)         | QTY |
| GROUP 7626 MISCELLANEOUS ELECTRICAL |          |                  |       |                |   |     |
| FIG. 98 HARNESS, TFFT PS BODY       |          |                  |       |                |   |     |
| 1                                   | PFFFF    |                  | 04664 | 1136487-H001   | WIRING HARNESS,BRAN RH BODY...                | 1   |
| 2                                   | PAFZZ    | 5940-00-874-9033 | 45152 | 1884550        | . TERMINAL,QUICK DISC.....                    | 2   |
| 3                                   | PAFZZ    | 5940-01-386-5967 | 80372 | 87024A9873     | . SPLICE,CONDUCTOR.....                       | 16  |
| 4                                   | PAFZZ    | 5940-01-309-6313 | 06090 | D-406-0003     | . SPLICE,CONDUCTOR.....                       | 2   |
| 5                                   | PAFZZ    | 5999-01-286-5843 | 12361 | 7-689-000797   | . CONTACT,ELECTRICAL 14-12,PIN ...            | 15  |
| 6                                   | PAFZZ    | 5935-01-517-8144 | 11139 | 2411-0001-2405 | . NUT,COUPLING,ELECTR.....                    | 1   |
| 7                                   | PAFZZ    | 5310-01-081-0799 | 11139 | 112264         | . WASHER,LOCK.....                            | 1   |
| 8                                   | PAFZZ    | 5935-01-517-8129 | 11139 | HDP24-24-16PN  | . CONNECTOR RECEPTACLE.....                   | 1   |
| 9                                   | PAFZZ    | 5995-01-518-1330 | 77326 | 52-627         | . LEAD SET,ELECTRICAL 16-18,PIN ...           | 15  |
| 10                                  | PAFZZ    | 5935-01-517-6605 | 77326 | 52-625         | . SHELL,ELECTRICAL CONNECTOR...               | 5   |
| 11                                  | PAFZZ    | 5975-01-518-9783 | 77326 | 52-626         | . CABLE NIPPLE.....                           | 5   |
| 12                                  | PAFZZ    | 5935-01-214-5259 | 77060 | 12015792       | . CONNECTOR BODY,PLUG.....                    | 1   |
| 13                                  | PAFZZ    | 5940-01-396-9499 | 1JB11 | 12124581       | . TERMINAL,QUICK DISC.....                    | 1   |
| 14                                  | PAFZZ    | 5999-01-422-9740 | 19207 | 12420936       | . CONTACT,ELECTRICAL<br>16-14 GA,FEMALE.....  | 1   |
| 15                                  | PAFZZ    | 5940-01-336-7095 | 77060 | 1212-4587      | . TERMINAL,TAPER RECE.....                    | 1   |
| 16                                  | PAFZZ    | 5999-01-406-4110 | 77060 | 12124582       | . CONTACT,ELECTRICAL<br>16-14 GA,MALE.....    | 1   |
| 17                                  | PAFZZ    | 5935-01-214-4163 | 22785 | 12010973       | . CONNECTOR BODY,PLUG<br>PLUG,ELECTRICAL..... | 1   |
| 18                                  | PAFZZ    | 5940-01-341-7689 | 77060 | 12004436       | . TERMINAL,LUG.....                           | 1   |
| 19                                  | PAFZZ    | 5940-01-353-5702 | 00779 | 40725          | . TERMINAL,LUG.....                           | 1   |
| 20                                  | PAFZZ    | 5999-15-174-6551 | A1631 | 183025-1       | . CONTACT,ELECTRICAL.....                     | 10  |
| 21                                  | PAFZZ    | 5935-01-508-1750 | 00779 | 282087-1       | . CONNECTOR BODY.....                         | 5   |
| 22                                  | PAFZZ    | 5330-01-517-8549 | 00779 | 880811-2       | . CAP,SEAL,NONMETALLI.....                    | 5   |
| 23                                  | PAFZZ    | 5935-01-517-6022 | 11139 | W4S-P012       | . RETAINER,ELECTRICAL.....                    | 1   |
| 24                                  | PAFZZ    | 5342-01-480-0358 | 45152 | 7HE956         | . WEDGE,PLUG LOCK.....                        | 1   |
| 25                                  | PAFZZ    | 5999-01-372-4955 | 11139 | 5962-202-16141 | . CONTACT,ELECTRICAL<br>16-14,SOCKET,#16..... | 6   |
| 26                                  | PAFZZ    | 5935-01-480-9083 | 45152 | 5HE459         | . CONNECTOR,RECEPTACL 4 WAY ...               | 1   |
| 27                                  | PAFZZ    | 5935-01-514-4357 | 45152 | 8HE868         | . CONNECTOR,PLUG.....                         | 1   |
| 28                                  | PAFZZ    | 5935-01-517-6245 | 77060 | 12084891       | . CONNECTOR ASSEMBLY,.....                    | 1   |
| 29                                  | PAFZZ    | 5940-01-340-0586 | 77060 | 12040559       | . TERMINAL,QUICK DISC.....                    | 4   |

| (1)           | (2)      | (3)              | (4)   | (5)         | (6)                                   | (7) |
|---------------|----------|------------------|-------|-------------|---------------------------------------|-----|
| ITEM NO.      | SMR CODE | NSN              | CAGEC | PART NUMBER | DESCRIPTION AND USABLE ON CODES (UOC) | QTY |
| 30            | PAFZZ    | 5935-01-515-2028 | 77060 | 12186400    | . SHELL,ELECTRICAL CO.....            | 1   |
| 31            | PAFZZ    | 5940-01-518-1334 | 77060 | 12077412    | . TERMINAL,QUICK DISC.....            | 3   |
| END OF FIGURE |          |                  |       |             |                                       |     |



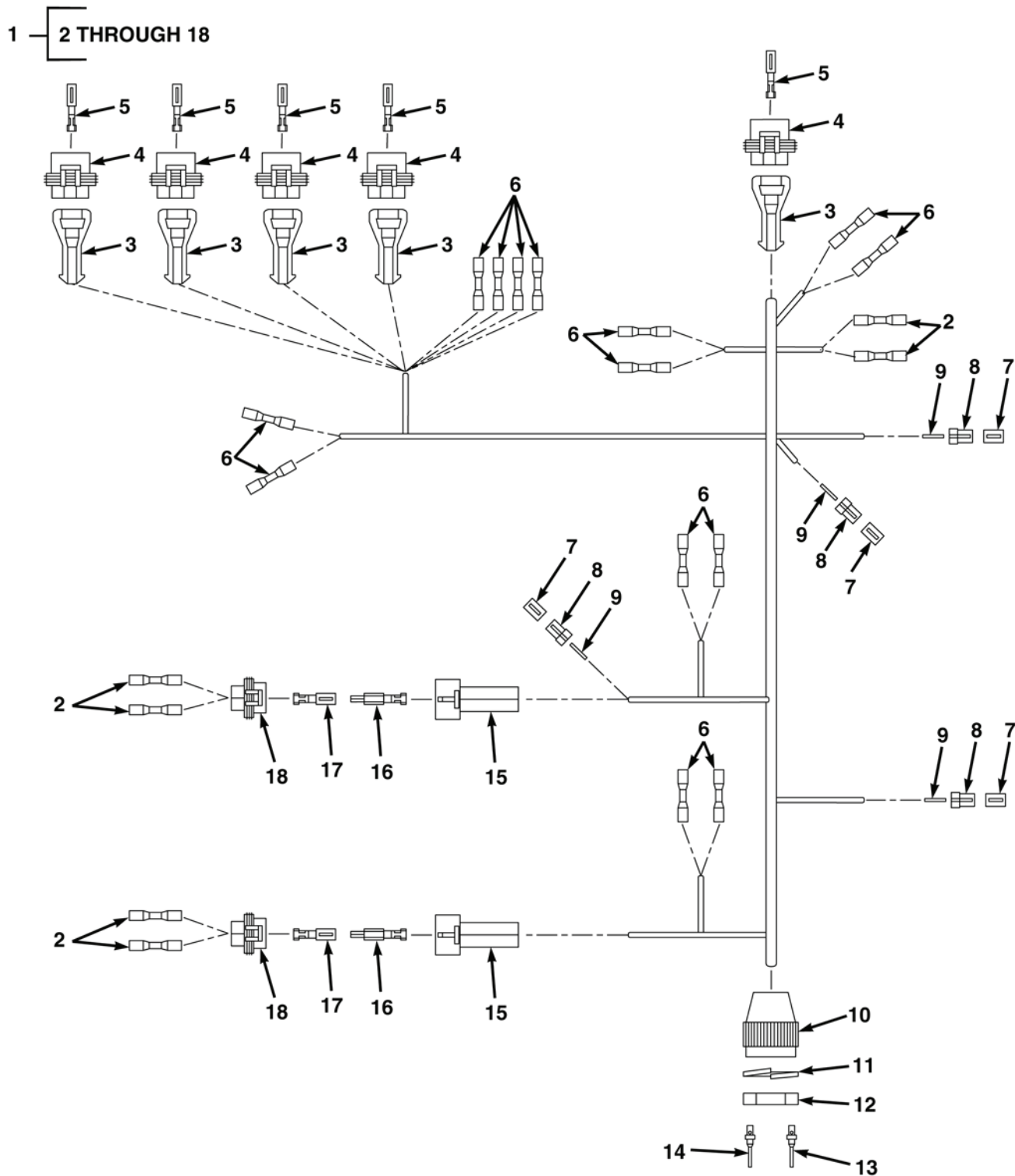


FIG. 99 HARNESS, TFFT DS BODY

| (1)      | (2)      | (3)              | (4)   | (5)            | (6)  | (7) |
|----------|----------|------------------|-------|----------------|--|-----|
| ITEM NO. | SMR CODE | NSN              | CAGEC | PART NUMBER    | DESCRIPTION AND USABLE ON CODES (UOC)                                | QTY |
|          |          |                  |       |                | GROUP 7626 MISCELLANEOUS ELECTRICAL<br>FIG. 99 HARNESS, TFFT DS BODY |     |
| 1        | PFFFF    |                  | 04664 | 1136486-H002   | WIRING HARNESS,BRAN LH BODY . . .                                    | 1   |
| 2        | PAFZZ    | 5940-01-309-6313 | 06090 | D-406-0003     | . SPLICE,CONDUCTOR . . . . .   | 5   |
| 3        | PAFZZ    | 5330-01-517-8549 | 00779 | 880811-2       | . CAP,SEAL,NONMETALLI . . . . .                                      | 6   |
| 4        | PAFZZ    | 5935-01-508-1750 | 00779 | 282087-1       | . CONNECTOR BODY. . . . .  | 6   |
| 5        | PAFZZ    | 5999-15-174-6551 | A1631 | 183025-1       | . CONTACT,ELECTRICAL . . . . .                                       | 10  |
| 6        | PAFZZ    | 5940-01-386-5967 | 80372 | 87024A9873     | . SPLICE,CONDUCTOR . . . . .   | 14  |
| 7        | PAFZZ    | 5975-01-518-9783 | 77326 | 52-626         | . CABLE NIPPLE . . . . .   | 4   |
| 8        | PAFZZ    | 5935-01-517-6605 | 77326 | 52-625         | . SHELL,ELECTRICAL CONNECTOR. . .                                    | 4   |
| 9        | PAFZZ    | 5995-01-518-1330 | 77326 | 52-627         | . LEAD SET,ELECTRICAL 16-18,PIN . . .                                | 11  |
| 10       | PAFZZ    | 5935-01-517-8130 | 11139 | HDP24-24-19PN  | . CONNECTOR RECEPTACLE . . . . .                                     | 1   |
| 11       | PAFZZ    | 5310-01-081-0799 | 11139 | 112264         | . WASHER,LOCK. . . . .   | 1   |
| 12       | PAFZZ    | 5310-01-086-7726 | 11139 | 112263-90      | . NUT,PLAIN,HEXAGON . . . . .  | 4   |
| 13       | PAFZZ    | 5999-01-286-5843 | 12361 | 7-689-000797   | . CONTACT,ELECTRICAL 14-12,PIN . . .                                 | 6   |
| 14       | PAFZZ    | 5999-01-373-4494 | 11139 | 0460-215-16141 | . CONTACT,ELECTRICAL . . . . .                                       | 1   |
| 15       | PAFZZ    | 5935-01-517-6239 | 77060 | 12065863       | . CONNECTOR ASSEMBLY, . . . . .                                      | 2   |
| 16       | PAFZZ    | 5999-01-518-0236 | 77060 | 12052172       | . CONTACT,ELECTRICAL . . . . .                                       | 4   |
| 17       | PAFZZ    | 5999-01-518-0181 | 77060 | 12052139       | . CONTACT,ELECTRICAL . . . . .                                       | 4   |
| 18       | PAFZZ    | 5935-01-336-9923 | 64678 | 12052613       | . CONNECTOR BODY,PLUG. . . . .                                       | 2   |
|          |          |                  |       |                | <b>END OF FIGURE</b>   |     |





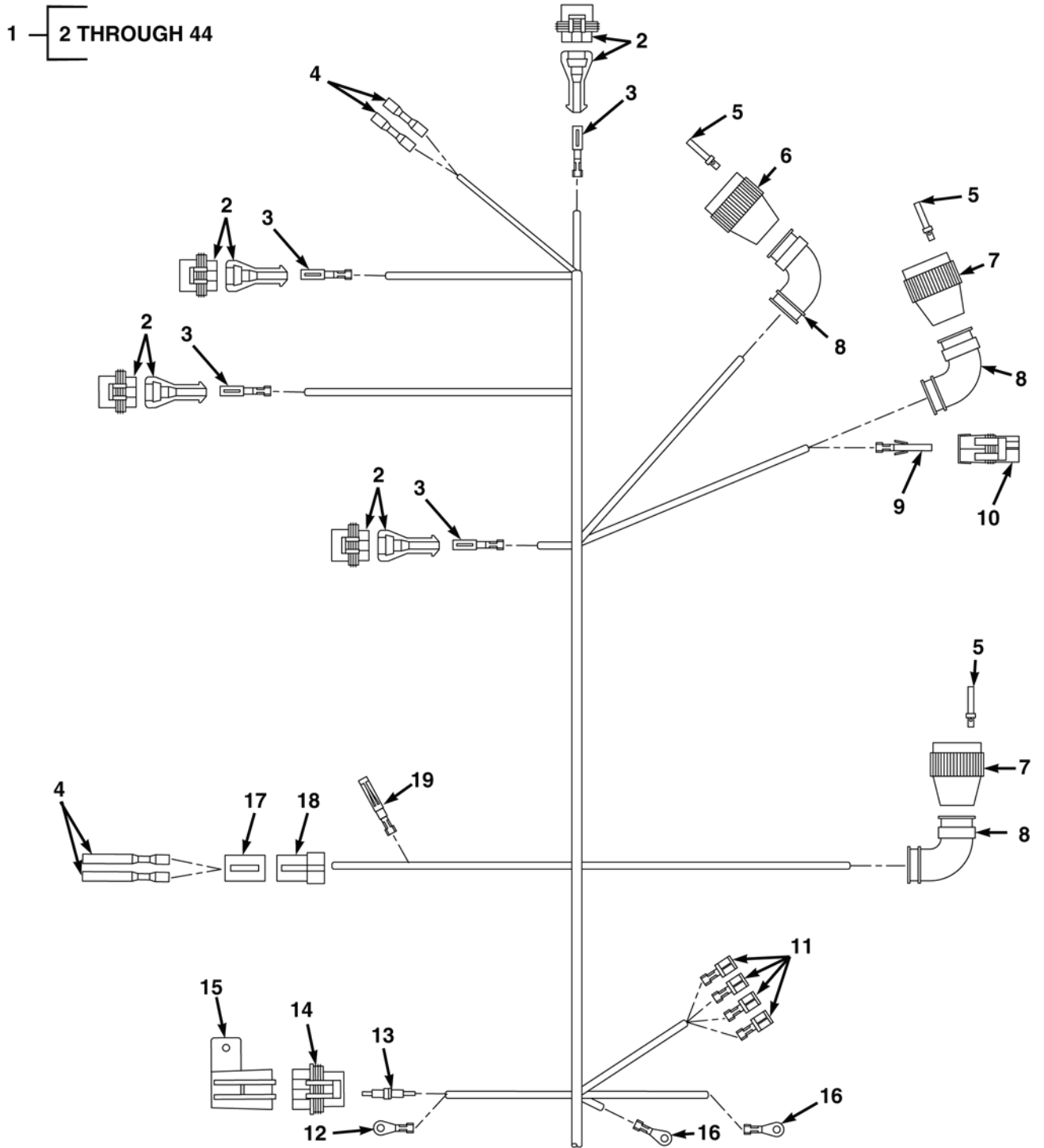


FIG. 100 HARNESS ASSEMBLY, MAIN (1136483) (SHEET 1 OF 2)

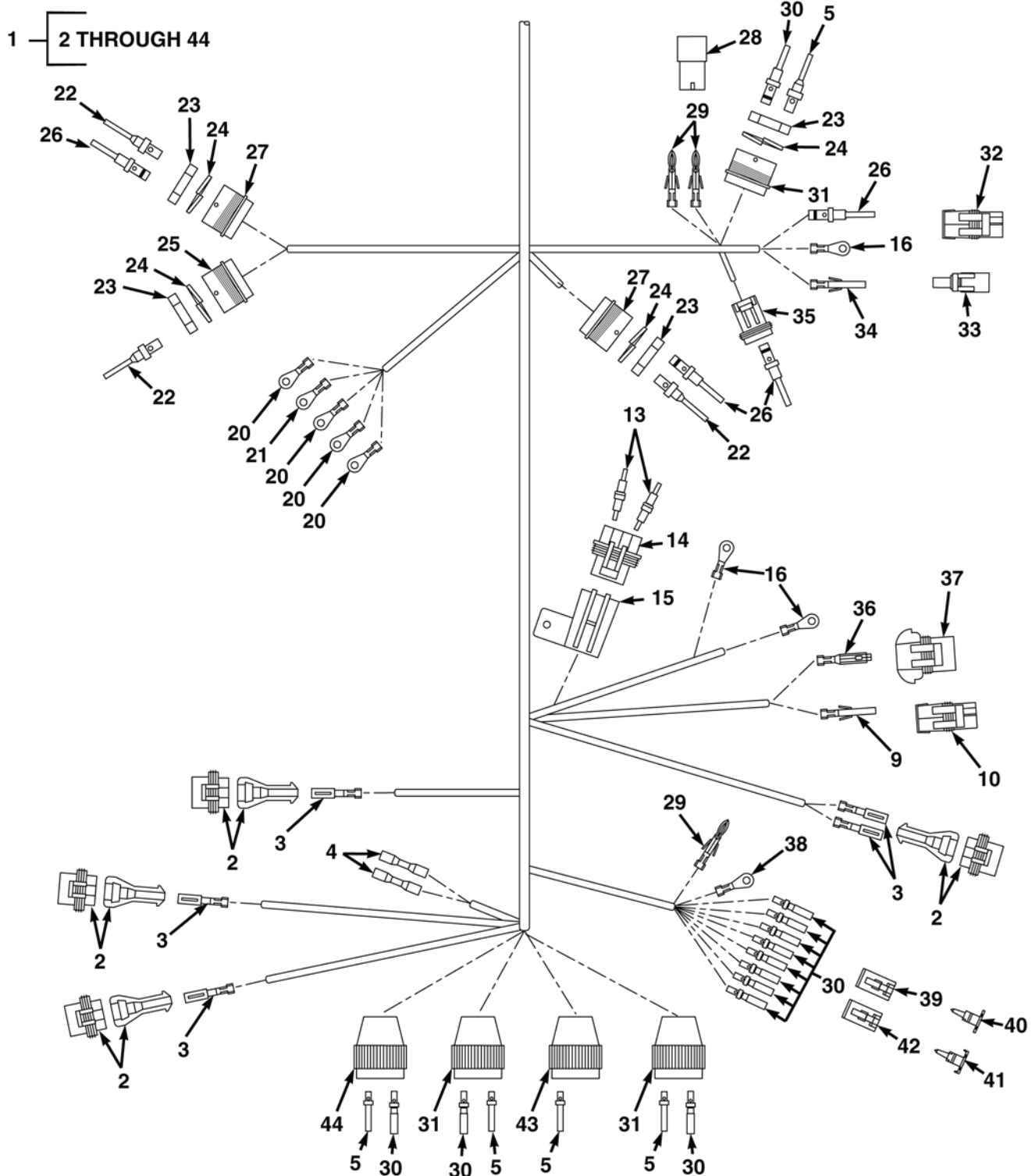


FIG. 100 HARNESS ASSEMBLY, MAIN (1136483) (SHEET 2 OF 2)

| (1)  | (2)      | (3)              | (4)   | (5)                | (6)   | (7) |
|--|----------|------------------|-------|--------------------|---|-----|
| ITEM NO.   | SMR CODE | NSN              | CAGEC | PART NUMBER        | DESCRIPTION AND USABLE ON CODES (UOC)                 | QTY |
| GROUP 7626 MISCELLANEOUS ELECTRICAL<br>FIG. 100 HARNESS ASSEMBLY, MAIN (1136483) |          |                  |       |                    |   |     |
| 1  | PFFFZ    | 6150-01-517-9354 | 04664 | 1136483-H002       | WIRING HARNESS, BRAN . . . . .                        | 1   |
| 2  | PAFZZ    | 5935-01-508-1750 | 00779 | 282087-1           | . CONNECTOR BODY . . . . .                            | 8   |
| 3  | PAFZZ    | 5999-15-174-6551 | A1631 | 183025-1           | . CONTACT, ELECTRICAL . . . . .                       | 18  |
| 4  | PAFZZ    | 5940-01-386-5967 | 80372 | 87024A9873         | . SPLICE, CONDUCTOR . . . . .                         | 6   |
| 5  | PAFZZ    | 5999-01-280-1438 | 12361 | 7-826-000092       | . CONTACT, ELECTRICAL . . . . .                       | 78  |
| 6  | PAFZZ    |                  | 11139 | HDP26-24-19SN-L017 | . SHELL, ELECTRICAL CO . . . . .                      | 1   |
| 7  | PAFZZ    |                  | 11139 | HDP26-24-16SN-L017 | . SHELL, CONNECTOR, ELE . . . . .                     | 2   |
| 8  | PAFZZ    | 5935-01-517-5359 | 11139 | 2428-004-2405      | . BACKSHELL, ELECTRICAL . . . . .                     | 3   |
| 9  | PAFZZ    | 5999-01-214-9682 | 45152 | 1624090            | . CONTACT, ELECTRICAL . . . . .                       | 4   |
| 10   | PAFZZ    | 5935-01-214-5259 | 77060 | 12015792           | . CONNECTOR BODY, PLUG . . . . .                      | 3   |
| 11   | PAFZZ    | 5940-00-874-9033 | 45152 | 1884550            | . TERMINAL, QUICK DISC . . . . .                      | 4   |
| 12   | PAFZZ    | 5940-00-113-9820 | 81343 | MS20659-128        | . TERMINAL, LUG . . . . .                             | 1   |
| 13   | PAFZZ    | 5920-00-090-8396 | 19200 | 11746479           | . FUSEHOLDER INLINE . . . . .                         | 2   |
| 14   | PAFZZ    | 5935-01-336-7622 | 77060 | 1203 3769          | . CONNECTOR BODY . . . . .                            | 2   |
| 15   | PAFZZ    | 5935-01-337-0288 | 64678 | 1208-9272          | . DUMMY CONNECTOR RECEPTACLE . . . . .                | 2   |
| 16   | PAFZZ    | 5940-01-353-5702 | 00779 | 40725              | . TERMINAL, LUG . . . . .                             | 5   |
| 17   | PAFZZ    | 5975-01-518-9783 | 77326 | 52-626             | . CABLE NIPPLE ELECTRICAL . . . . .                   | 1   |
| 18   | PAFZZ    | 5935-01-517-6605 | 77326 | 52-625             | . SHELL, ELECTRICAL CONNECTOR . . . . .               | 1   |
| 19   | PAFZZ    | 5999-01-518-0169 | 00779 | 770520-3           | . CONTACT, ELECTRICAL . . . . .                       | 3   |
| 20   | PAFZZ    | 5940-01-517-3322 | 00779 | B106-1992          | . TERMINAL, LUG . . . . .                             | 4   |
| 22   | PAFZZ    | 5999-01-286-5843 | 12361 | 7-689-000797       | . CONTACT, ELECTRICAL 14-12, PIN . . . . .            | 25  |
| 23   | PAFZZ    | 5935-01-517-8144 | 11139 | 2411-0001-2405     | . NUT, COUPLING, ELECTR . . . . .                     | 4   |
| 24   | PAFZZ    | 5310-01-081-0799 | 11139 | 112264             | . WASHER, LOCK . . . . .                              | 3   |
| 25   | PAFZZ    | 5935-01-517-8129 | 11139 | HDP24-24-16PN      | . CONNECTOR RECEPTACLE . . . . .                      | 1   |
| 26   | PAFZZ    | 5999-01-216-3648 | 11139 | 0460-202-16141     | . CONTACT, ELECTRICAL #16, PIN . . . . .              | 28  |
| 27   | PAFZZ    | 5935-01-517-8130 | 11139 | HDP24-24-19PN      | . CONNECTOR RECEPTACLE . . . . .                      | 3   |
| 28   | PAFZZ    | 5935-01-214-4163 | 22785 | 12010973           | . CONNECTOR BODY, PLUG . . . . .                      | 1   |
| 29   | PAFZZ    | 5999-01-319-7394 | 77060 | 12089305           | . CONTACT, ELECTRICAL . . . . .                       | 3   |
| 30   | PAFZZ    | 5999-01-203-6687 | 11139 | 0462-201-16141     | . CONTACT, ELECTRICAL<br>20-16, SOCKET, #16 . . . . . | 55  |
| 31   | PAFZZ    | 5935-01-517-8125 | 11139 | HDP26-24-19SN      | . CONNECTOR, PLUG, ELEC . . . . .                     | 2   |
| 32   | PAFZZ    | 5935-01-517-5354 | 11139 | HDP26-24-16SN      | . CONNECTOR, PLUG ELECTRICAL . . . . .                | 1   |
| 32   | PAFZZ    | 5935-01-559-0546 | 11139 | DT04-8PA-E004      | . CONNECTOR BODY, PLUG . . . . .                      | 1   |

| (1)      | (2)      | (3)              | (4)   | (5)           | (6)                                   | (7) |
|----------|----------|------------------|-------|---------------|---------------------------------------|-----|
| ITEM NO. | SMR CODE | NSN              | CAGEC | PART NUMBER   | DESCRIPTION AND USABLE ON CODES (UOC) | QTY |
| 33       | PAFZZ    | 5935-01-291-2814 | 10988 | L124720       | . CONNECTOR,PLUG ELECTRICAL. . . .    | 1   |
| 33       | PAFZZ    | 5935-01-519-0770 | 11139 | W12S-P012     | . RETAINER,ELECTRICAL. . . . .        | 1   |
| 34       | PAFZZ    | 5940-01-446-7607 | 77060 | 1207 7413     | . TERMINAL,QUICK 12 GA,FEMALE . . .   | 1   |
| 35       | PAFZZ    | 5935-01-480-9083 | 45152 | 5HE459        | . CONNECTOR,RECEPTACL 4 WAY . . .     | 1   |
| 36       | PAFZZ    | 5940-01-518-1334 | 77060 | 12077412      | . TERMINAL,QUICK DISC . . . . .       | 2   |
| 37       | PAFZZ    | 5935-01-308-7866 | 77060 | 15300027      | . CONNECTOR BODY . . . . .            | 1   |
| 38       | PAFZZ    | 5940-01-353-6473 | 00779 | 40723         | . TERMINAL,LUG. . . . .               | 1   |
| 39       | PAFZZ    | 5935-01-480-9083 | 45152 | 5HE459        | . CONNECTOR,RECEPTACL 4 WAY . . .     | 2   |
| 40       | PAFZZ    | 5935-01-483-0852 | 11139 | W4S           | . CONNECTOR,RECEPTACL . . . . .       | 1   |
| 41       | PAFZZ    | 5935-01-519-0770 | 11139 | W12S-P012     | . RETAINER,ELECTRICAL. . . . .        | 1   |
| 42       | PAFZZ    | 5935-01-485-4000 | 45152 | 9HB991        | . CONNECTOR,RECEPTACL . . . . .       | 1   |
| 44       | PAFZZ    | 5935-01-517-5349 | 11139 | HDP26-24-21SN | . CONNECTOR,PLUG ELECTRICAL. . . .    | 1   |

END OF FIGURE



1 — 2 THROUGH 16

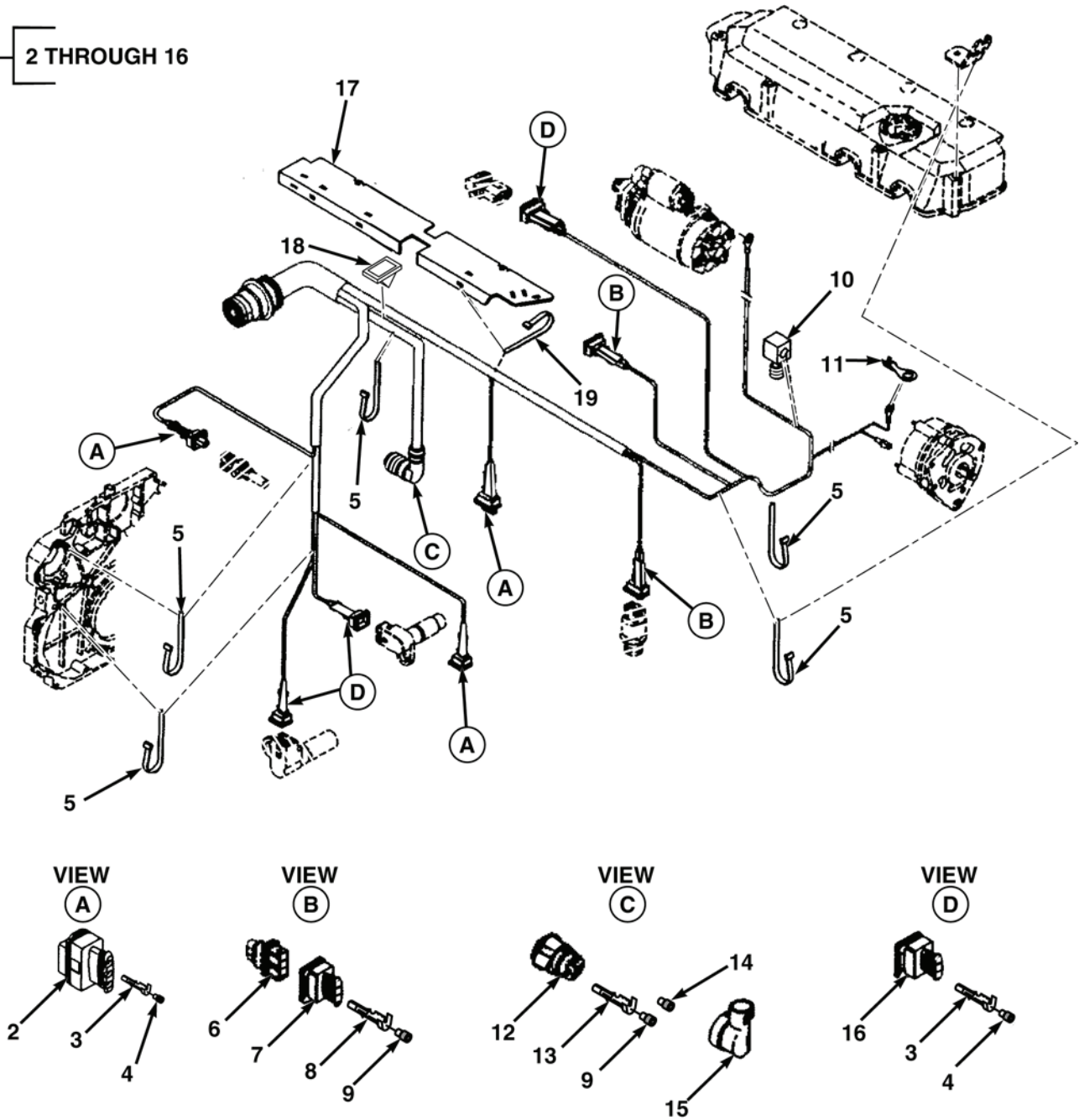


FIG. 101 HARNESS, ENGINE

| (1)                  | (2)      | (3)              | (4)   | (5)         | (6)                                   | (7) |
|----------------------|----------|------------------|-------|-------------|---------------------------------------|-----|
| ITEM NO.             | SMR CODE | NSN              | CAGEC | PART NUMBER | DESCRIPTION AND USABLE ON CODES (UOC) | QTY |
|                      |          |                  |       |             | GROUP 7626 MISCELLANEOUS ELECTRICAL   |     |
|                      |          |                  |       |             | FIG. 101 HARNESS, ENGINE              |     |
| 1                    | PAFFF    |                  | D2689 | 04213064    | HARNESS,ENGINE . . . . .              | 1   |
| 2                    | PAFZZ    |                  | D2689 | 04199973    | . CONNECTOR,PLUG . . . . .            | 2   |
| 3                    | PAFZZ    |                  | D2689 | 04190848    | . TERMINAL,FEMALE . . . . .           | 4   |
| 4                    | PAFZZ    |                  | D2689 | 04190851    | . PLUG END,CONNECTOR. . . . .         | 7   |
| 5                    | PAFZZ    | 5340-12-346-0167 | D2689 | 0117 6435   | . BAND,RETAINING . . . . .            | 6   |
| 6                    | PAFZZ    |                  | D2689 | 04400685    | . HOUSING,PLUG . . . . .              | 1   |
| 7                    | PAFZZ    |                  | D2689 | 04194629    | . HOUSING,CONNECTOR. . . . .          | 1   |
| 8                    | PAFZZ    |                  | D2689 | 04190852    | . TERMINAL,FEMALE . . . . .           | 3   |
| 9                    | PAFZZ    |                  | D2689 | 04190853    | . PLUG,END CONNECTOR. . . . .         | 5   |
| 10                   | PFFZZ    |                  | D2689 | 04199769    | . BRACKET,ELECTRICAL . . . . .        | 3   |
| 11                   | PAFZZ    |                  | D2689 | 01143324    | . LUG,CABLE . . . . .                 | 1   |
| 12                   | PAFZZ    |                  | D2689 | 04199563    | . HOUSING,RECEPTACLE . . . . .        | 1   |
| 13                   | PAFZZ    |                  | D2689 | 04199565    | . TERMINAL . . . . .                  | 5   |
| 14                   | PAFZZ    |                  | D2689 | 04190860    | . PLUG,BLANK. . . . .                 | 4   |
| 15                   | PAFZZ    |                  | D2689 | 04199599    | . SHELL,ELECTRICAL CONNECTOR. . . . . | 1   |
| 16                   | PAFZZ    |                  | D2689 | 04194932    | . HOUSING,ELECTRICAL . . . . .        | 1   |
| 17                   | PAFZZ    |                  | D2689 | 04199252    | PLATE,COVER . . . . .                 | 1   |
| 18                   | PAFZZ    |                  | D2689 | 04194944    | CLAMP,CABLE . . . . .                 | 2   |
| 19                   | PAFZZ    |                  | D2689 | 01080571    | BAND,CLAMPING . . . . .               | 7   |
| <b>END OF FIGURE</b> |          |                  |       |             |                                       |     |

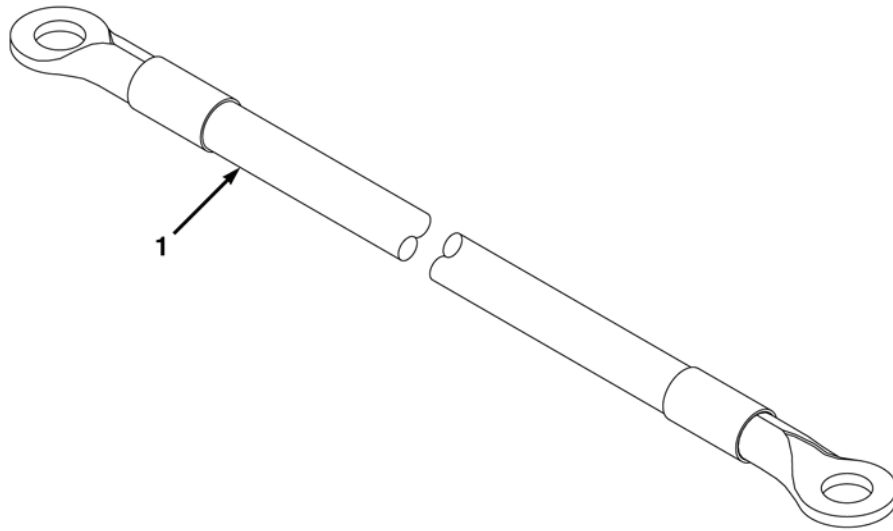


FIG. 102 CABLE ASSEMBLY (1296580)



| (1)      | (2)      | (3)              | (4)   | (5)         | (6)  | (7) |
|----------|----------|------------------|-------|-------------|--|-----|
| ITEM NO. | SMR CODE | NSN              | CAGEC | PART NUMBER | DESCRIPTION AND USABLE ON CODES (UOC)                                    | QTY |
|          |          |                  |       |             | GROUP 7626 MISCELLANEOUS ELECTRICAL<br>FIG. 102 CABLE ASSEMBLY (1296580) |     |
| 1        | PAFZZ    | 6150-01-517-7804 | 04664 | 1296580     | CABLE ASSEMBLY   | 1   |
|          |          |                  |       |             | <b>END OF FIGURE</b>   |     |

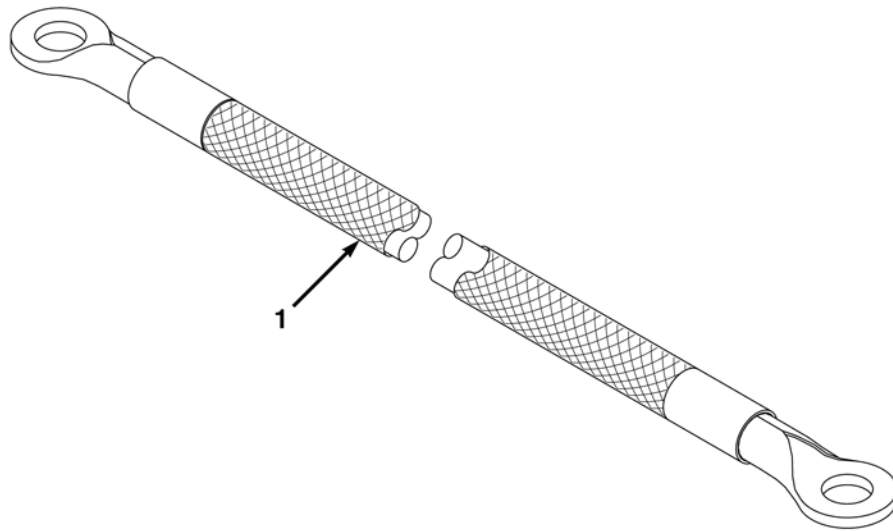


FIG. 103 CABLE ASSEMBLY (1224690)

| (1)      | (2)      | (3)              | (4)   | (5)         | (6)  | (7) |
|----------|----------|------------------|-------|-------------|--|-----|
| ITEM NO. | SMR CODE | NSN              | CAGEC | PART NUMBER | DESCRIPTION AND USABLE ON CODES (UOC)                                    | QTY |
|          |          |                  |       |             | GROUP 7626 MISCELLANEOUS ELECTRICAL<br>FIG. 103 CABLE ASSEMBLY (1224690) |     |
| 1        | PFFZZ    | 6150-01-517-8123 | 04664 | 1224690     | CABLE ASSEMBLY,SPEC.....   | 1   |
|          |          |                  |       |             | <b>END OF FIGURE</b>   |     |

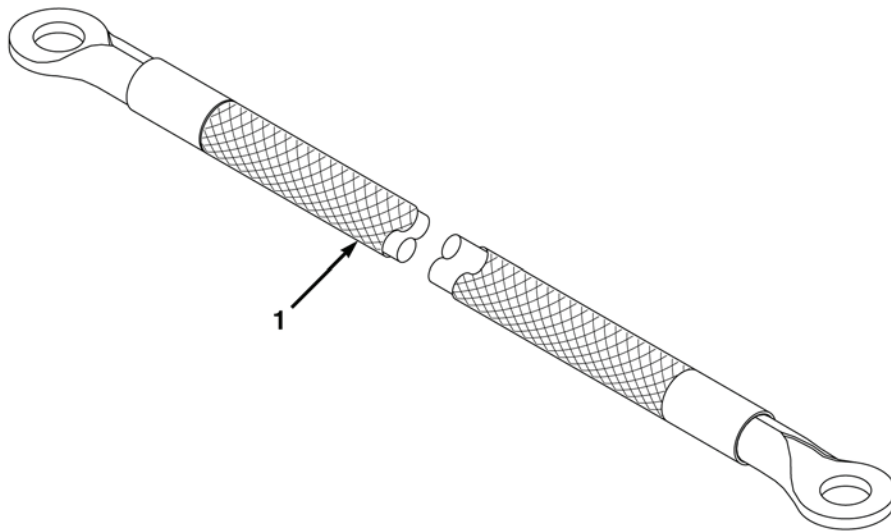


FIG. 104 CABLE ASSEMBLY (60-4111)

| (1)      | (2)      | (3)              | (4)   | (5)         | (6)  | (7) |
|----------|----------|------------------|-------|-------------|--|-----|
| ITEM NO. | SMR CODE | NSN              | CAGEC | PART NUMBER | DESCRIPTION AND USABLE ON CODES (UOC)                                    | QTY |
|          |          |                  |       |             | GROUP 7626 MISCELLANEOUS ELECTRICAL<br>FIG. 104 CABLE ASSEMBLY (60-4111) |     |
| 1        | PFFZZ    | 5995-01-518-2816 | 04664 | 60-4111     | CABLE ASSEMBLY,SPEC.....   | 1   |
|          |          |                  |       |             | <b>END OF FIGURE</b>   |     |

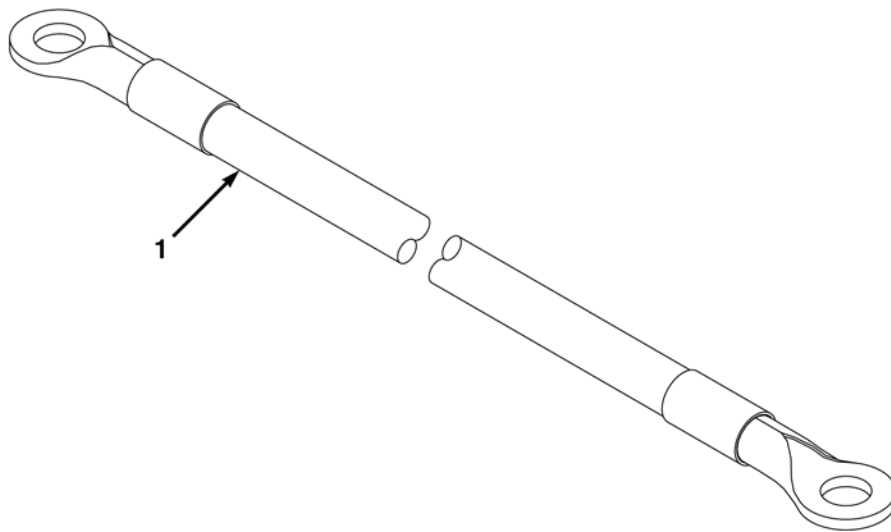


FIG. 105 CABLE ASSEMBLY (1224983)

| (1)      | (2)      | (3)              | (4)   | (5)         | (6)  | (7) |
|----------|----------|------------------|-------|-------------|--|-----|
| ITEM NO. | SMR CODE | NSN              | CAGEC | PART NUMBER | DESCRIPTION AND USABLE ON CODES (UOC)                                    | QTY |
|          |          |                  |       |             | GROUP 7626 MISCELLANEOUS ELECTRICAL<br>FIG. 105 CABLE ASSEMBLY (1224983) |     |
| 1        | PFFZZ    | 6150-01-517-9266 | 04664 | 1224983     | CABLE ASSEMBLY,SPEC.....   | 1   |
|          |          |                  |       |             | <b>END OF FIGURE</b>   |     |

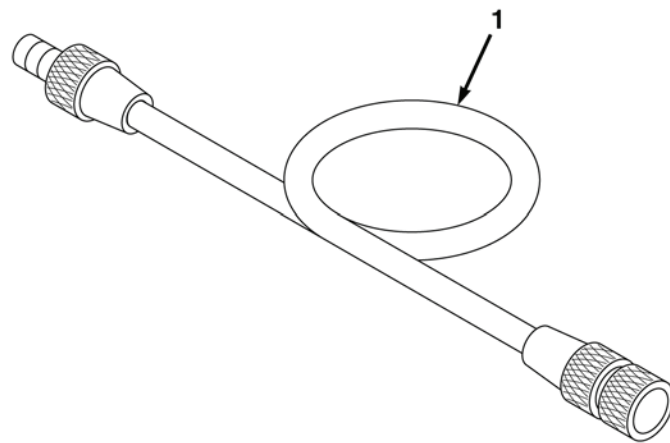


FIG. 106 CABLE ASSEMBLY, CONTROL VALVE (1198149)



| (1)      | (2)      | (3)              | (4)   | (5)          | (6)   | (7) |
|----------|----------|------------------|-------|--------------|---|-----|
| ITEM NO. | SMR CODE | NSN              | CAGEC | PART NUMBER  | DESCRIPTION AND USABLE ON CODES (UOC)   | QTY |
|          |          |                  |       |              | GROUP 7626 MISCELLANEOUS ELECTRICAL<br>FIG. 106 CABLE ASSEMBLY, CONTROL VALVE (1198149) |     |
| 1        | PFFZZ    | 6150-01-517-9276 | 04664 | 1198149-0004 | CABLE ASSEMBLY,SPEC.....  | 1   |
|          |          |                  |       |              | <b>END OF FIGURE</b>  |     |

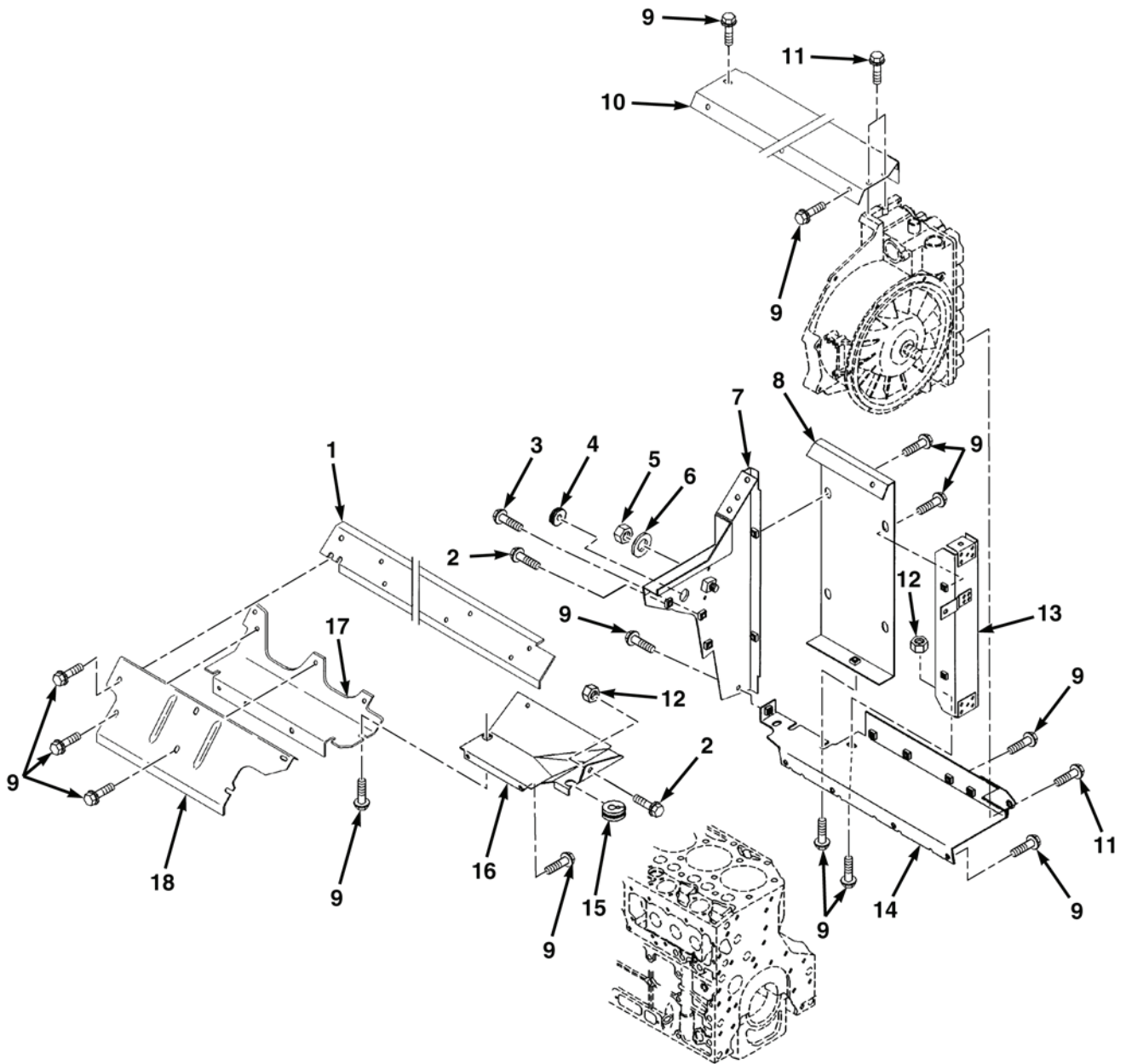


FIG. 107 RADIATOR MOUNTING

| (1)      | (2)      | (3)              | (4)   | (5)                     | (6)  | (7) |
|----------|----------|------------------|-------|-------------------------|--|-----|
| ITEM NO. | SMR CODE | NSN              | CAGEC | PART NUMBER             | DESCRIPTION AND USABLE ON CODES (UOC)                                      | QTY |
|          |          |                  |       |                         | GROUP 7629 AUXILIARY ENGINE COOLING ASSEMBLY<br>FIG. 107 RADIATOR MOUNTING |     |
| 1        | PFFZZ    |                  | D2689 | 0425 1000               | PLATE,CONNECTING.....  | 1   |
| 2        | PAFZZ    | 5306-12-361-9464 | D2689 | 0118 1416               | BOLT,MACHINE.....  | 3   |
| 3        | PAFZZ    | 5306-12-362-5817 | I9005 | EN1662-M8X30-F-10.9     | BOLT,MACHINE.....  | 1   |
| 4        | PAFZZ    | 5325-12-167-0708 | D2689 | 0116 3944               | GROMMET,NONMETALLIC.....   | 1   |
| 5        | PAFZZ    | 5310-12-362-5683 | D2689 | 0111 2856               | NUT,PLAIN,HEXAGON.....   | 1   |
| 6        | PAFZZ    | 5310-12-362-5176 | D2689 | 0110 7111               | WASHER,FLAT.....   | 1   |
| 7        | PFFZZ    |                  | D2689 | 0425 1004               | PLATE,END,RADIATOR.....  | 1   |
| 8        | PFFZZ    | 5340-12-362-6919 | D2689 | 0420 3803               | BRACKET,MOUNTING.....  | 1   |
| 9        | PAFZZ    | 5306-12-361-9460 | I9005 | EN1662-M8X12-F-10.9-A2P | BOLT,MACHINE.....  | 29  |
| 10       | PFFZZ    |                  | D2689 | 0425 9559               | SHIELD,RADIATOR.....   | 1   |
| 11       | PAFZZ    | 5306-12-361-0975 | D2689 | 0118 1433               | BOLT,MACHINE.....  | 3   |
| 12       | PAFZZ    | 5310-12-346-0168 | I9008 | ISO4032-M8-8            | NUT,PLAIN,HEXAGON.....   | 2   |
| 13       | PFFZZ    | 5340-12-362-6918 | D2689 | 0425 1529               | BRACKET,MOUNTING.....  | 1   |
| 14       | PFFZZ    |                  | D2689 | 0425 9562               | BASE,RADIATOR.....   | 1   |
| 15       | PAFZZ    | 5325-12-362-4932 | D2689 | 0419 9317               | GROMMET,NONMETALLIC.....   | 1   |
| 16       | PFFZZ    |                  | D2689 | 0420 9998               | BAFFLE,AIR.....  | 1   |
| 17       | PFFZZ    |                  | D2689 | 0425 1744               | PLATE,SUPPORT,RADIA.....   | 1   |
| 18       | PFFZZ    |                  | D2689 | 0425 1614               | COVER,RADIATOR.....  | 1   |
|          |          |                  |       |                         | <b>END OF FIGURE</b>   |     |

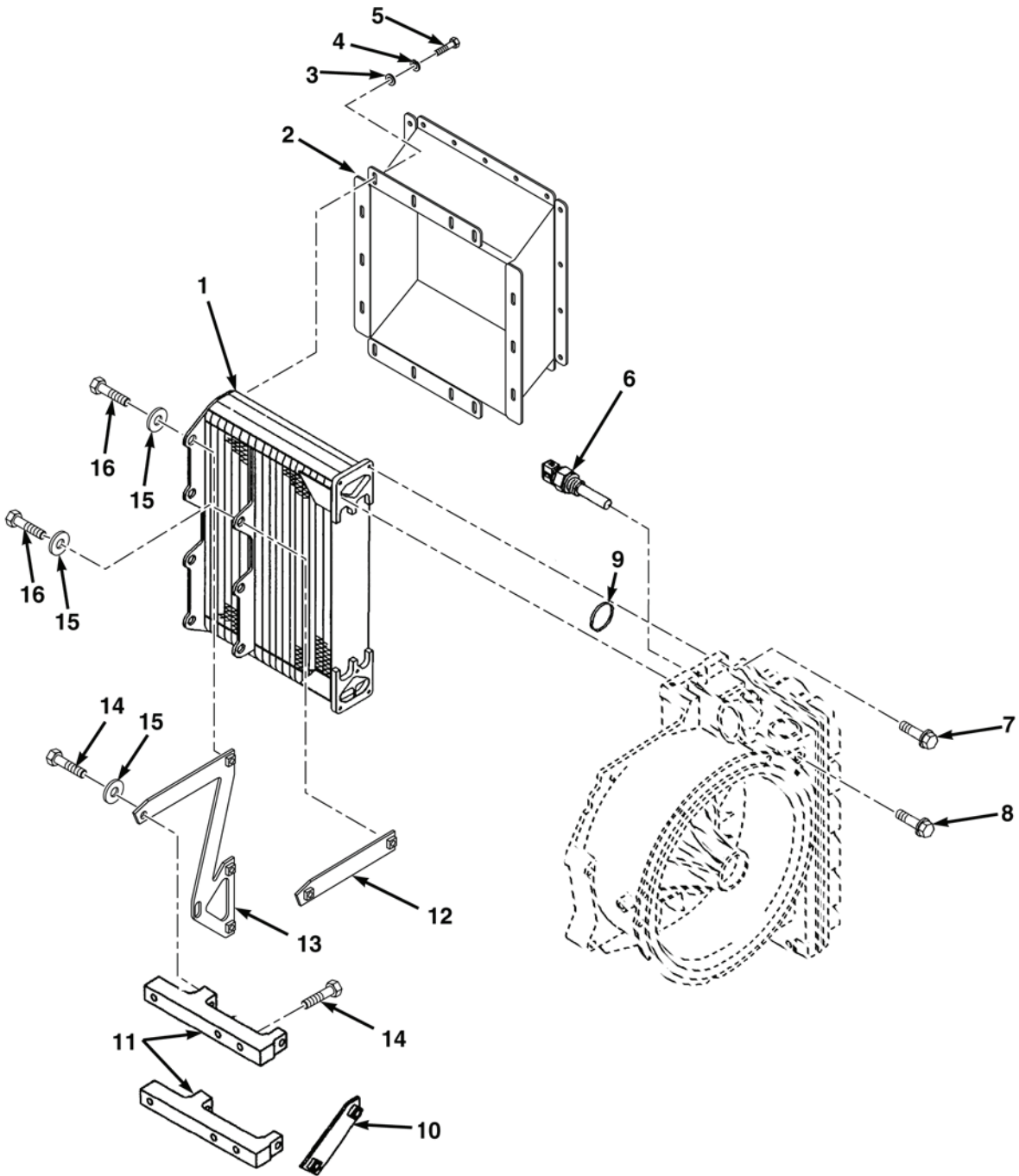


FIG. 108 RADIATOR ASSEMBLY

| (1)      | (2)      | (3)              | (4)   | (5)                     | (6)  | (7) |
|----------|----------|------------------|-------|-------------------------|--|-----|
| ITEM NO. | SMR CODE | NSN              | CAGEC | PART NUMBER             | DESCRIPTION AND USABLE ON CODES (UOC)                                      | QTY |
|          |          |                  |       |                         | GROUP 7629 AUXILIARY ENGINE COOLING ASSEMBLY<br>FIG. 108 RADIATOR ASSEMBLY |     |
| 1        | PAFZZ    | 2930-12-362-5263 | D2689 | 0425 9462               | RADIATOR,ENGINE COO . . . . .  | 1   |
| 2        | PAFZZ    |                  | 04664 | 1336220                 | DUCT ASSEMBLY,AIR. . . . .   | 1   |
| 3        | PAFZZ    | 5310-01-466-2747 | 39428 | 93475A250               | WASHER,FLAT . . . . .  | 14  |
| 4        | PAFZZ    | 5310-01-505-3798 | 0Y3H3 | ML6380000A40000         | WASHER,LOCK. . . . .   | 14  |
| 5        | PAFZZ    | 5305-01-517-3729 | 0Y3H3 | M82580012A20000         | SCREW,CAP,HEXAGON<br>8.0 MM X 12.0 MM. . . . .                             | 14  |
| 6        | PAFZZ    | 6685-12-363-1598 | D2689 | 0419 9382               | TRANSMITTER,TEMPERA . . . . .  | 1   |
| 7        | PAFZZ    | 5306-12-362-5820 | I9006 | EN1662-M6X30-F-10.9     | BOLT,MACHINE. . . . .  | 4   |
| 8        | PAFZZ    | 5306-12-361-9477 | I9006 | EN1662-M6X90-F-10.9     | BOLT,MACHINE. . . . .  | 4   |
| 9        | PAFZZ    | 5331-12-362-7397 | D2689 | 0420 1463               | O-RING . . . . .   | 2   |
| 10       | PAFZZ    |                  | D2689 | 0420 3794               | PLATE,CONNECTING. . . . .  | 1   |
| 11       | PFFZZ    |                  | D2689 | 0420 7365               | BRACKET . . . . .  | 2   |
| 12       | PAFZZ    |                  | F5878 | 0420 5823               | PLATE,CONNECTING. . . . .  | 1   |
| 13       | PAFZZ    |                  | F5878 | 0420 5392               | SUPPORT . . . . .  | 2   |
| 14       | PAFZZ    | 5306-12-361-9468 | I9006 | EN1662-M8X35-F-10.9-A2P | BOLT,MACHINE. . . . .  | 5   |
| 15       | PAFZZ    | 5310-12-143-1138 | D8286 | 8,4DIN7349-ST-A3        | WASHER,FLAT . . . . .  | 6   |
| 16       | PAFZZ    | 5305-14-515-2708 | F5878 | 0114 3369               | SCREW . . . . .  | 3   |

END OF FIGURE

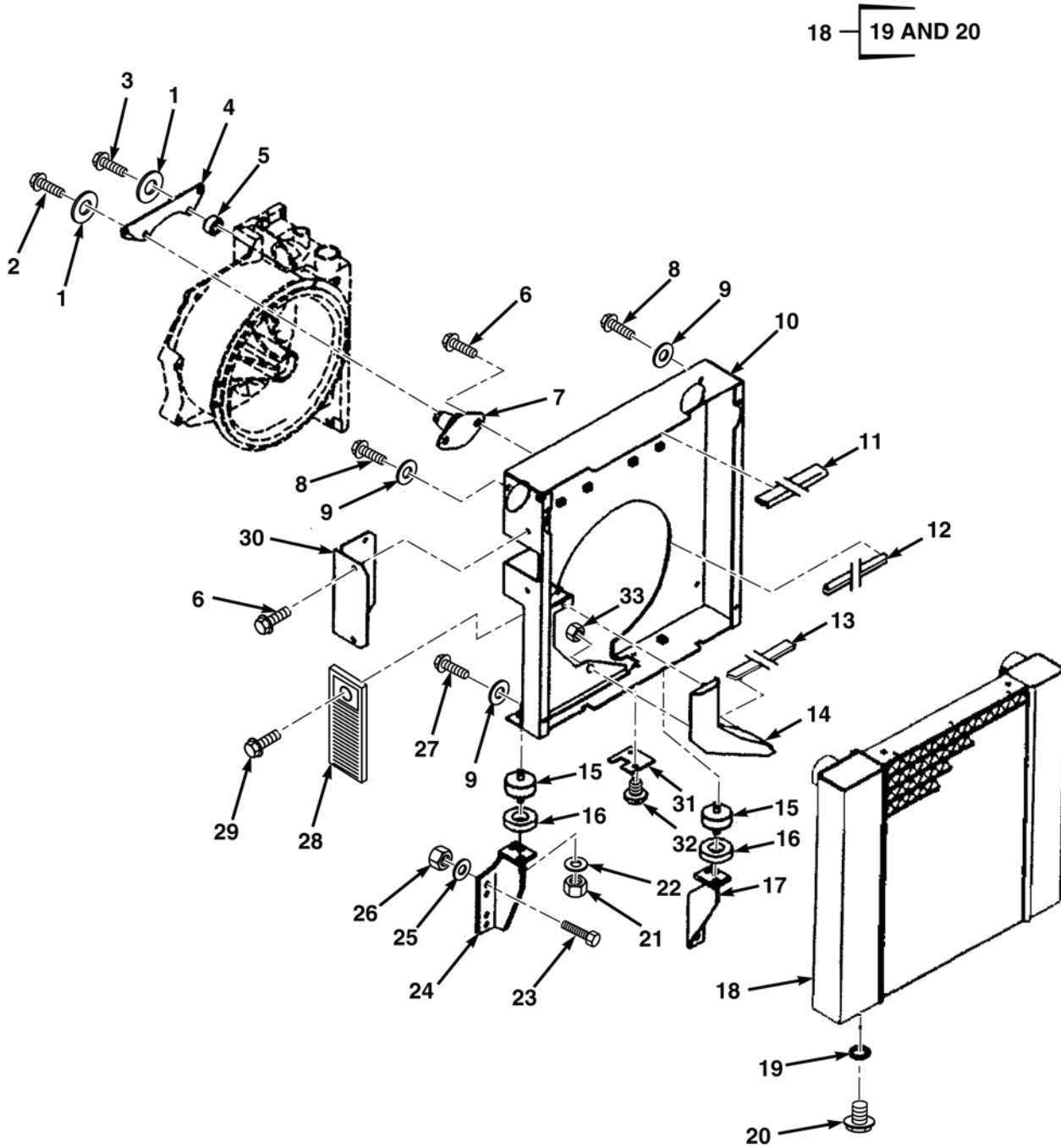


FIG. 109 COOLER ASSEMBLY

| (1)      | (2)      | (3)              | (4)   | (5)                     | (6)  | (7) |
|----------|----------|------------------|-------|-------------------------|--|-----|
| ITEM NO. | SMR CODE | NSN              | CAGEC | PART NUMBER             | DESCRIPTION AND USABLE ON CODES (UOC)                                    | QTY |
|          |          |                  |       |                         | GROUP 7629 AUXILIARY ENGINE COOLING ASSEMBLY<br>FIG. 109 COOLER ASSEMBLY |     |
| 1        | PAFZZ    |                  | D2689 | 01144511                | WASHER,PLAIN .....   | 2   |
| 2        | PAFZZ    | 5306-12-362-5816 | I9005 | EN1662-M10X20-F10.9-A3P | BOLT,MACHINE. ....   | 2   |
| 3        | PAFZZ    |                  | D2689 | 01179592                | BOLT,HEX .....   | 2   |
| 4        | PAFZZ    |                  | D2689 | 04251599                | PLATE,RETAINING .....  | 1   |
| 5        | PAFZZ    |                  | D2689 | 03360758                | SPACER,SLEEVE .....  | 2   |
| 6        | PAFZZ    | 5306-12-361-9460 | I9005 | EN1662-M8X12-F-10.9-A2P | BOLT,MACHINE. ....   | 8   |
| 7        | PAFZZ    |                  | D2689 | 04251653                | MOUNT,RESILENT .....   | 2   |
| 8        | PAFZZ    |                  | D2689 | 01143370                | BOLT,HEX .....   | 3   |
| 9        | PAFZZ    |                  | D2689 | 04172492                | WASHER,PLAIN .....   | 4   |
| 10       | PAFZZ    |                  | D2689 | 04251621                | SHROUD,COOLING .....   | 1   |
| 11       | PAFZZ    |                  | D2689 | 01404897                | STRIP,CEILING .....  | 1   |
| 12       | PAFZZ    |                  | D2689 | 01404898                | STRIP,CEILING .....  | 1   |
| 13       | PAFZZ    |                  | D2689 | 01404903                | STRIP,CEILING .....  | 1   |
| 14       | PFFZZ    |                  | D2689 | 04251661                | PLATE,COVER .....  | 1   |
| 15       | PAFZZ    |                  | D2689 | 01181044                | MOUNT,RESILENT .....   | 2   |
| 16       | PAFZZ    |                  | D2689 | 02162026                | WASHER,PLAIN .....   | 2   |
| 17       | PFFZZ    |                  | D2689 | 04255636                | BRACKET .....  | 1   |
| 18       | PAFZZ    |                  | D2689 | 04251611                | COOLER,CHARGE AIR. ....  | 1   |
| 19       | PAFZZ    |                  | D2689 | 01118646                | . RING,SEALING .....   | 1   |
| 20       | PAFZZ    |                  | D2689 | 01136503                | . BOLT,HEX .....   | 1   |
| 21       | PAFZZ    | 5310-12-167-7147 | D8286 | DIN934-M10-8-A2C        | NUT,PLAIN,HEXAGON .....  | 2   |
| 22       | PAFZZ    |                  | D2689 | 01102168                | WASHER,PLAIN .....   | 2   |
| 23       | PAFZZ    |                  | D2689 | 01103341                | BOLT,HEX .....   | 4   |
| 24       | PFFZZ    |                  | D2689 | 04251605                | BRACKET .....  | 1   |
| 25       | PAFZZ    |                  | D2689 | 01107552                | WASHER,PLAIN .....   | 4   |
| 26       | PAFZZ    | 5310-12-124-3887 | D8286 | DIN934-M12-8            | NUT,PLAIN,HEXAGON .....  | 4   |
| 27       | PAFZZ    | 5306-01-545-5168 | 62445 | 0118 1435               | BOLT,MACHINE. ....   | 4   |
| 28       | PAFZZ    |                  | D2689 | 04251743                | SEAL,RUBBER .....  | 1   |
| 29       | PAFZZ    | 5306-12-361-9458 | D2689 | 0118 1436               | BOLT,MACHINE. ....   | 1   |
| 30       | PFFZZ    |                  | D2689 | 04251600                | COVER .....  | 1   |

| (1)      | (2)      | (3) | (4)   | (5)         | (6)                                   | (7) |
|----------|----------|-----|-------|-------------|---------------------------------------|-----|
| ITEM NO. | SMR CODE | NSN | CAGEC | PART NUMBER | DESCRIPTION AND USABLE ON CODES (UOC) | QTY |
| 31       | PAFZZ    |     | D2689 | 04251607    | SEAL,RUBBER .....                     | 1   |
| 32       | PAFZZ    |     | D2689 | 0117 7491   | BUTTON,FASTENER.....                  | 2   |
| 33       | PAFZZ    |     | D2689 | 07107784    | NUT,HEX .....                         | 2   |

END OF FIGURE





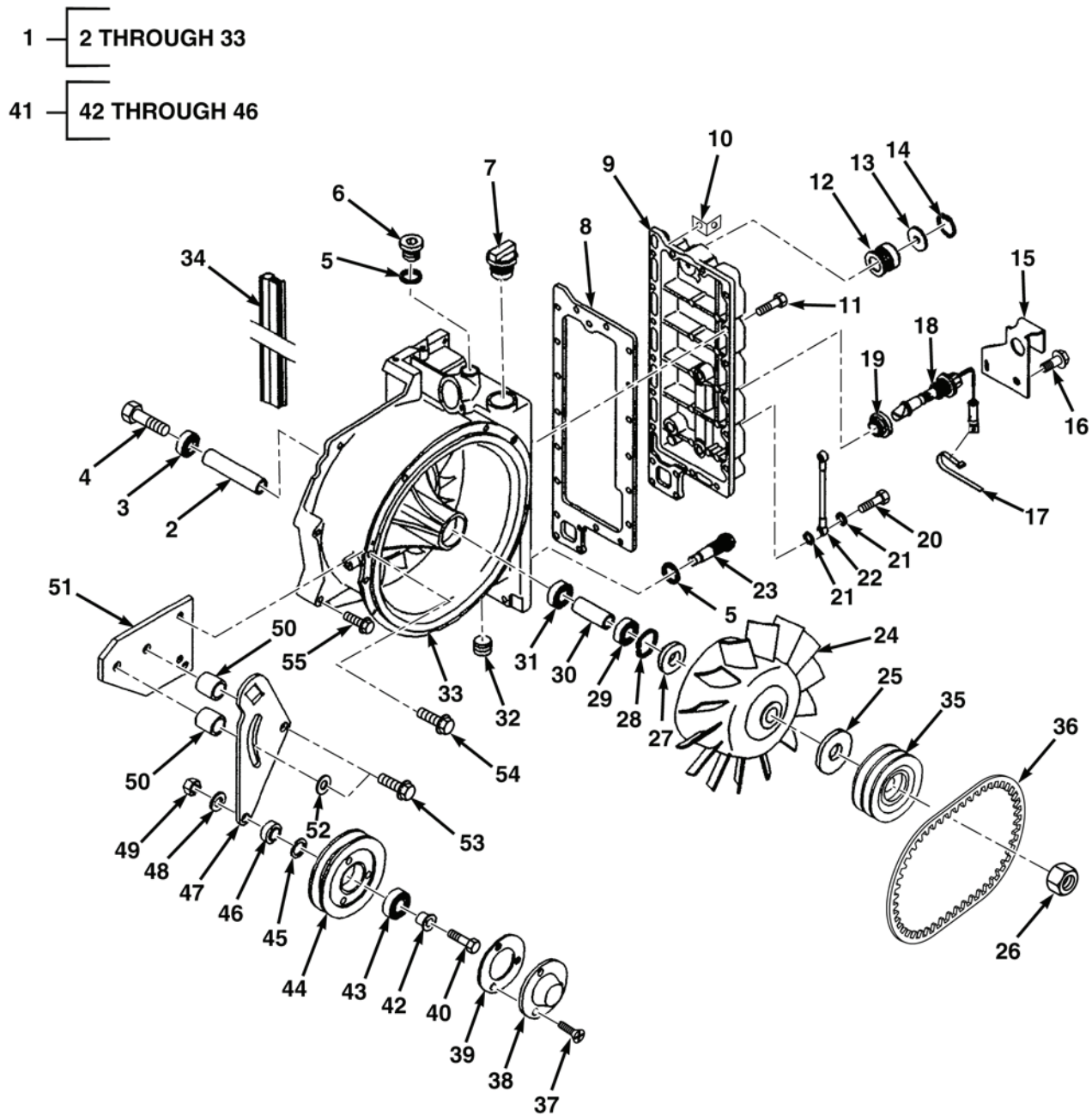


FIG. 110 COOLING FAN

| (1)  | (2)      | (3)              | (4)   | (5)                 | (6)                                   | (7) |
|--|----------|------------------|-------|---------------------|---------------------------------------|-----|
| ITEM NO.   | SMR CODE | NSN              | CAGEC | PART NUMBER         | DESCRIPTION AND USABLE ON CODES (UOC) | QTY |
| GROUP 7629 AUXILIARY ENGINE COOLING ASSEMBLY<br>FIG. 110 COOLING FAN |          |                  |       |                     |                                       |     |
| 1  | PAFFF    |                  | D2689 | 04251733            | FAN,COOLING.....                      | 1   |
| 2  | PAFZZ    |                  | D2689 | 04203318            | . SHAFT,HOLLOW.....                   | 1   |
| 3  | PAFZZ    |                  | D2689 | 04202181            | . WASHER,PLAIN.....                   | 1   |
| 4  | PAFZZ    |                  | D2689 | 01143505            | . BOLT,HEX.....                       | 1   |
| 5  | PAFZZ    | 5330-12-124-0978 | D8286 | DIN7603-A20X24-A    | . GASKET.....                         | 2   |
| 6  | PAFZZ    | 5365-12-162-9671 | D8286 | DIN908-M20X1,5-S    | . PLUG,MACHINE THREAD.....            | 1   |
| 7  | PAFZZ    | 2930-12-362-5264 | D2689 | 0425 1785           | . CAP,FILLER OPENING.....             | 1   |
| 8  | PAFZZ    |                  | D2689 | 04202180            | . GASKET.....                         | 1   |
| 9  | PAFZZ    |                  | D2689 | 04202686            | . COVER,FLUID.....                    | 1   |
| 10   | PFFZZ    |                  | D2689 | 04199177            | . BRACKET.....                        | 2   |
| 11   | PAFZZ    |                  | D2689 | 01180272            | . BOLT,HEX.....                       | 20  |
| 12   | PAFZZ    |                  | D2689 | 04202004            | . VALVE,PRESSURE CONTROL.....         | 1   |
| 13   | PAFZZ    |                  | D2689 | 04202127            | . WASHER,PLAIN.....                   | 1   |
| 14   | PAFZZ    |                  | D2689 | 01107830            | . SNAPRING.....                       | 1   |
| 15   | PFFZZ    | 5340-12-362-4935 | D2689 | 0425 3636           | . BRACKET,MOUNTING.....               | 1   |
| 16   | PAFZZ    | 5306-12-361-9458 | D2689 | 0118 1436           | . BOLT,MACHINE.....                   | 1   |
| 17   | PAFZZ    | 5975-00-570-9598 | 96906 | MS3367-7-9          | . STRAP,TIEDOWN,ELECT.....            | 1   |
| 18   | PAFZZ    | 5930-12-362-6415 | D2689 | 0419 9831           | . SWITCH,LIQUID LEVEL.....            | 1   |
| 19   | PAFZZ    | 5325-12-362-4905 | D2689 | 0420 0740           | . GROMMET,NONMETALLIC.....            | 1   |
| 20   | PAFZZ    | 4730-12-158-8862 | D8286 | DIN7643-6           | . BOLT,FLUID PASSAGE.....             | 2   |
| 21   | PAFZZ    | 5330-12-142-9117 | D8286 | DIN7603-A10X13,5-AL | . GASKET.....                         | 4   |
| 22   | PAFZZ    | 4720-14-525-7486 | F5878 | 04202185            | . HOSE,PREFORMED.....                 | 1   |
| 23   | PAFZZ    | 5365-12-362-5878 | D2689 | 0425 1470           | . PLUG,MACHINE THREAD.....            | 2   |
| 24   | PAFZZ    |                  | D2689 | 04202043            | . FAN.....                            | 1   |
| 25   | PAFZZ    |                  | D2689 | 01133726            | . WASHER,PLAIN.....                   | 1   |
| 26   | PAFZZ    |                  | D2689 | 01148420            | . NUT,HEX.....                        | 1   |
| 27   | PAFZZ    |                  | D2689 | 04202345            | . BEARING,THRUST.....                 | 1   |
| 28   | PAFZZ    |                  | D2689 | 01107844            | . CIRCLIP.....                        | 1   |
| 29   | PAFZZ    |                  | D2689 | 01179116            | . BEARING,BALL.....                   | 1   |
| 30   | PAFZZ    |                  | D2689 | 03363687            | . BUSHING.....                        | 1   |
| 31   | PAFZZ    |                  | D2689 | 01179730            | . BEARING,BALL.....                   | 1   |
| 32   | PAFZZ    | 5365-01-544-8531 | 62445 | 0118 0888           | . PLUG,MACHINE THREAD.....            | 1   |
| 33   | PAFZZ    |                  | D2689 | 04251731            | . HOUSING,FAN.....                    | 1   |

| (1)      | (2)      | (3)              | (4)   | (5)                     | (6)                                   | (7) |
|----------|----------|------------------|-------|-------------------------|---------------------------------------|-----|
| ITEM NO. | SMR CODE | NSN              | CAGEC | PART NUMBER             | DESCRIPTION AND USABLE ON CODES (UOC) | QTY |
| 34       | PAFZZ    |                  | D2689 | 01388766                | STRIP,SEALING.....                    | 1   |
| 35       | PAFZZ    |                  | D2689 | 04255768                | PULLEY .....                          | 1   |
| 36       | PAFZZ    | 3030-12-362-0831 | D2689 | 0118 0849               | BELT,V .....                          | 1   |
| 37       | PAFZZ    |                  | D2689 | 01136951                | SCREW .....                           | 3   |
| 38       | PFFZZ    |                  | D2689 | 02237847                | COVER.....                            | 1   |
| 39       | PAFZZ    |                  | D2689 | 02136434                | GASKET.....                           | 1   |
| 40       | PAFFF    |                  | D2689 | 0112 4457               | BOLT,HEX .....                        | 1   |
| 41       | PAFZZ    |                  | D2689 | 04251828                | PULLEY ASSEMBLY .....                 | 1   |
| 42       | PAFZZ    |                  | D2689 | 02133835                | . BUSHING .....                       | 1   |
| 43       | PAFZZ    | 3110-01-390-3426 | 62445 | 01172655                | . BEARING,BALL .....                  | 1   |
| 44       | PAFZZ    |                  | D2689 | 02133837                | . PULLEY .....                        | 1   |
| 45       | PAFZZ    |                  | D2689 | 02136433                | . WASHER,PLAIN.....                   | 1   |
| 46       | PAFZZ    |                  | D2689 | 04251827                | . SPACER.....                         | 1   |
| 47       | PAFZZ    |                  | D2689 | 0425 1824               | STRAP,CLAMPING .....                  | 1   |
| 48       | PAFZZ    |                  | D2689 | 01151019                | WASHER,PLAIN.....                     | 1   |
| 49       | PAFZZ    | 5310-12-346-0168 | I9008 | ISO4032-M8-8            | NUT,PLAIN,HEXAGON .....               | 1   |
| 50       | PAFZZ    |                  | D2689 | 04202775                | BUSHING.....                          | 2   |
| 51       | PFFZZ    |                  | D2689 | 04209136                | BRACKET.....                          | 1   |
| 52       | PAFZZ    |                  | D2689 | 04172492                | WASHER,PLAIN.....                     | 1   |
| 53       | PAFZZ    | 5306-12-361-9468 | I9006 | EN1662-M8X35-F-10.9-A2P | BOLT,MACHINE.....                     | 2   |
| 54       | PAFZZ    | 5306-12-361-0975 | D2689 | 0118 1433               | BOLT,MACHINE.....                     | 2   |
| 55       | PAFZZ    |                  | D2689 | 01180205                | BOLT,HEX .....                        | 5   |

END OF FIGURE



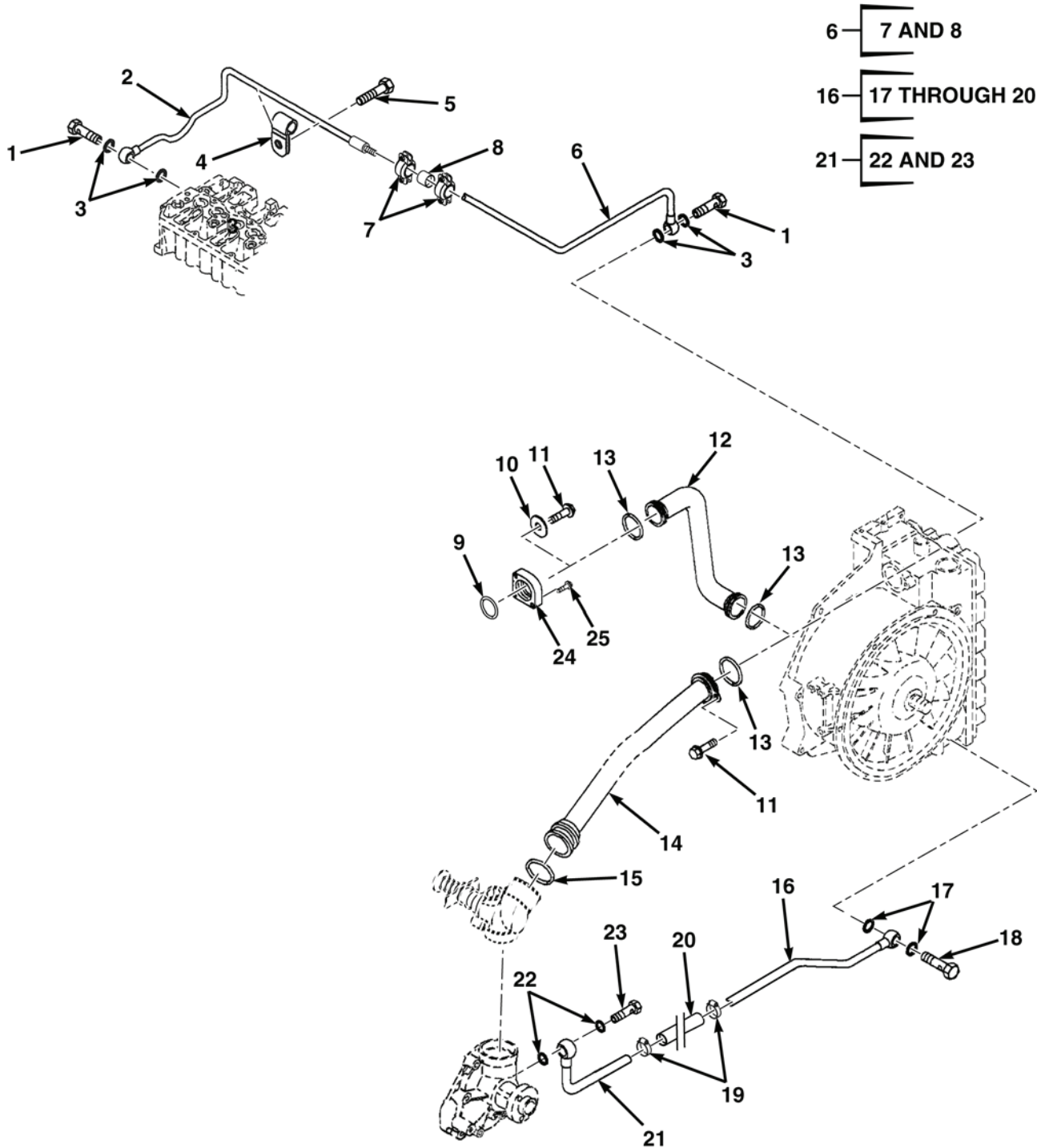


FIG. 111 COOLING HOSES, LINES, AND FITTINGS

| (1)  | (2)      | (3)              | (4)   | (5)                         | (6)                                   | (7) |
|--|----------|------------------|-------|-----------------------------|---------------------------------------|-----|
| ITEM NO.                                     | SMR CODE | NSN              | CAGEC | PART NUMBER                 | DESCRIPTION AND USABLE ON CODES (UOC) | QTY |
| GROUP 7629 AUXILIARY ENGINE COOLING ASSEMBLY |          |                  |       |                             |                                       |     |
| FIG. 111 COOLING HOSES, LINES, AND FITTINGS  |          |                  |       |                             |                                       |     |
| 1  | PAFZZ    | 4730-12-158-8862 | D8286 | DIN7643-6                   | BOLT,FLUID PASSAGE . . . . .          | 2   |
| 2  | PAFZZ    |                  | D2689 | 0425 6744                   | TUBE ASSEMBLY,METAL . . . . .         | 1   |
| 3  | PAFZZ    | 5330-12-122-0605 | D8286 | DIN7603-A10X16-A            | GASKET. . . . .                       | 4   |
| 4  | PAFZZ    | 5340-12-325-3651 | D8286 | DIN3016-D1-6X15-W1-2HVQ1-70 | CLAMP,LOOP . . . . .                  | 3   |
| 5  | PAFZZ    | 5306-12-362-6067 | I9006 | EN1662-M6X95-F-10.9-A2P     | BOLT,MACHINE. . . . .                 | 3   |
| 6  | PAFZZ    |                  | D2689 | 0429 3024                   | LINE,BREATHER. . . . .                | 1   |
| 7  | PAFZZ    |                  | D2689 | 0118 0071                   | . CLIP,HOSE . . . . .                 | 2   |
| 8  | PAFZZ    |                  | D2689 | 0118 2393                   | . SLEEVE,RUBBER . . . . .             | 1   |
| 9  | PAFZZ    | 5331-12-362-7525 | D2689 | 0118 1548                   | O-RING . . . . .                      | 1   |
| 10   | PAFZZ    | 5310-12-143-1138 | D8286 | 8,4DIN7349-ST-A3            | WASHER,FLAT . . . . .                 | 1   |
| 11   | PAFZZ    | 5306-12-361-0975 | D2689 | 0118 1433                   | BOLT,MACHINE. . . . .                 | 3   |
| 12   | PAFZZ    | 4720-12-362-5055 | D2689 | 0420 1466                   | HOSE,PREFORMED. . . . .               | 1   |
| 13   | PAFZZ    | 5331-12-362-8769 | D2689 | 0420 0582                   | O-RING . . . . .                      | 3   |
| 14   | PAFZZ    | 4710-12-362-4895 | D2689 | 0420 5506                   | TUBE ASSEMBLY,METAL . . . . .         | 1   |
| 15   | PAFZZ    | 5331-12-362-7524 | D2689 | 0118 0309                   | O-RING . . . . .                      | 1   |
| 16   | PAFZZ    |                  | D2689 | 0428 4618                   | LINE,COMPENSATING . . . . .           | 1   |
| 17   | PAFZZ    | 5330-12-156-4525 | D8286 | DIN7603-A16X22-C            | . GASKET. . . . .                     | 4   |
| 18   | PAFZZ    | 4730-12-362-5175 | D2689 | 0113 7064                   | . BOLT,FLUID PASSAGE . . . . .        | 2   |
| 19   | PAFZZ    |                  | D2689 | 0117 3965                   | . CLAMP. . . . .                      | 2   |
| 20   | PAFZZ    |                  | D2689 | 0117 9759                   | . HOSE,RUBBER . . . . .               | 1   |
| 21   | PAFZZ    |                  | D2689 | 0428 5991                   | LINE,COMPENSATING . . . . .           | 1   |
| 22   | PAFZZ    | 5330-12-156-4525 | D8286 | DIN7603-A16X22-C            | . GASKET. . . . .                     | 4   |
| 23   | PAFZZ    | 4730-12-362-5175 | D2689 | 0113 7064                   | . BOLT,FLUID PASSAGE . . . . .        | 2   |
| 24   | PAFZZ    | 4730-12-362-5056 | D2689 | 0425 1503                   | FLANGE,PIPE . . . . .                 | 1   |
| 25   | PAFZZ    | 5306-12-361-9468 | I9006 | EN1662-M8X35-F-10.9-A2P     | BOLT,MACHINE. . . . .                 | 1   |
| <b>END OF FIGURE</b>                         |          |                  |       |                             |                                       |     |

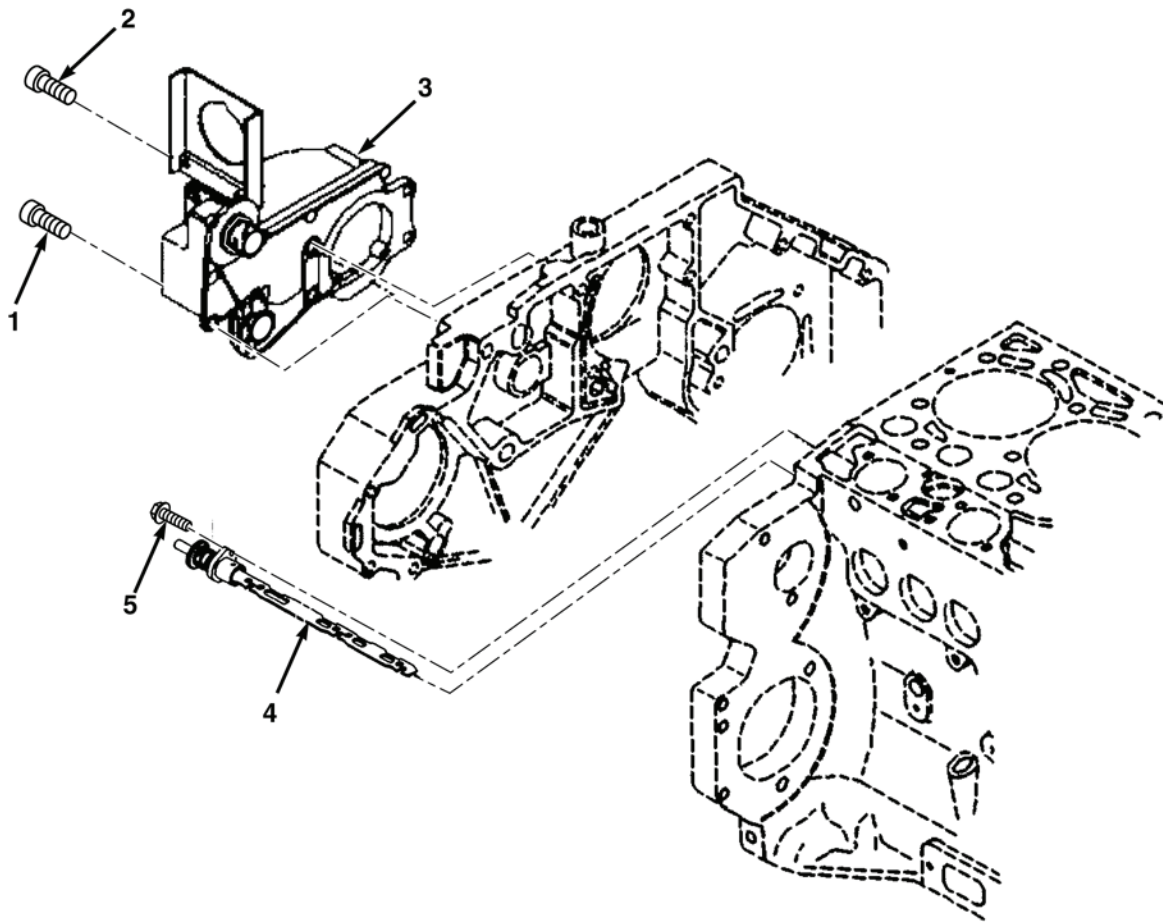


FIG. 112 ACTUATOR/CONTROL ROD



| (1)                  | (2)      | (3) | (4)   | (5)         | (6)   | (7) |
|----------------------|----------|-----|-------|-------------|---|-----|
| ITEM NO.             | SMR CODE | NSN | CAGEC | PART NUMBER | DESCRIPTION AND USABLE ON CODES (UOC)   | QTY |
|                      |          |     |       |             | GROUP 7629 AUXILIARY ENGINE COOLING ASSEMBLY<br>FIG. 112 ACTUATOR/CONTROL ROD |     |
| 1                    | PAFZZ    |     | D2689 | 0113 9441   | SCREW,HEXAGON HEAD .....  | 3   |
| 2                    | PAFZZ    |     | D2689 | 0110 3783   | SCREW,HEXAGON HEAD .....  | 2   |
| 3                    | PAFZZ    |     | D2689 | 0211 2588   | ACTUATOR .....  | 1   |
| 4                    | PAFZZ    |     | D2689 | 0118 1773   | BOLT,HEX .....  | 1   |
| 5                    | PAFZZ    |     | D2689 | 0211 1840   | ROD,CONTROL.....  | 1   |
| <b>END OF FIGURE</b> |          |     |       |             |   |     |



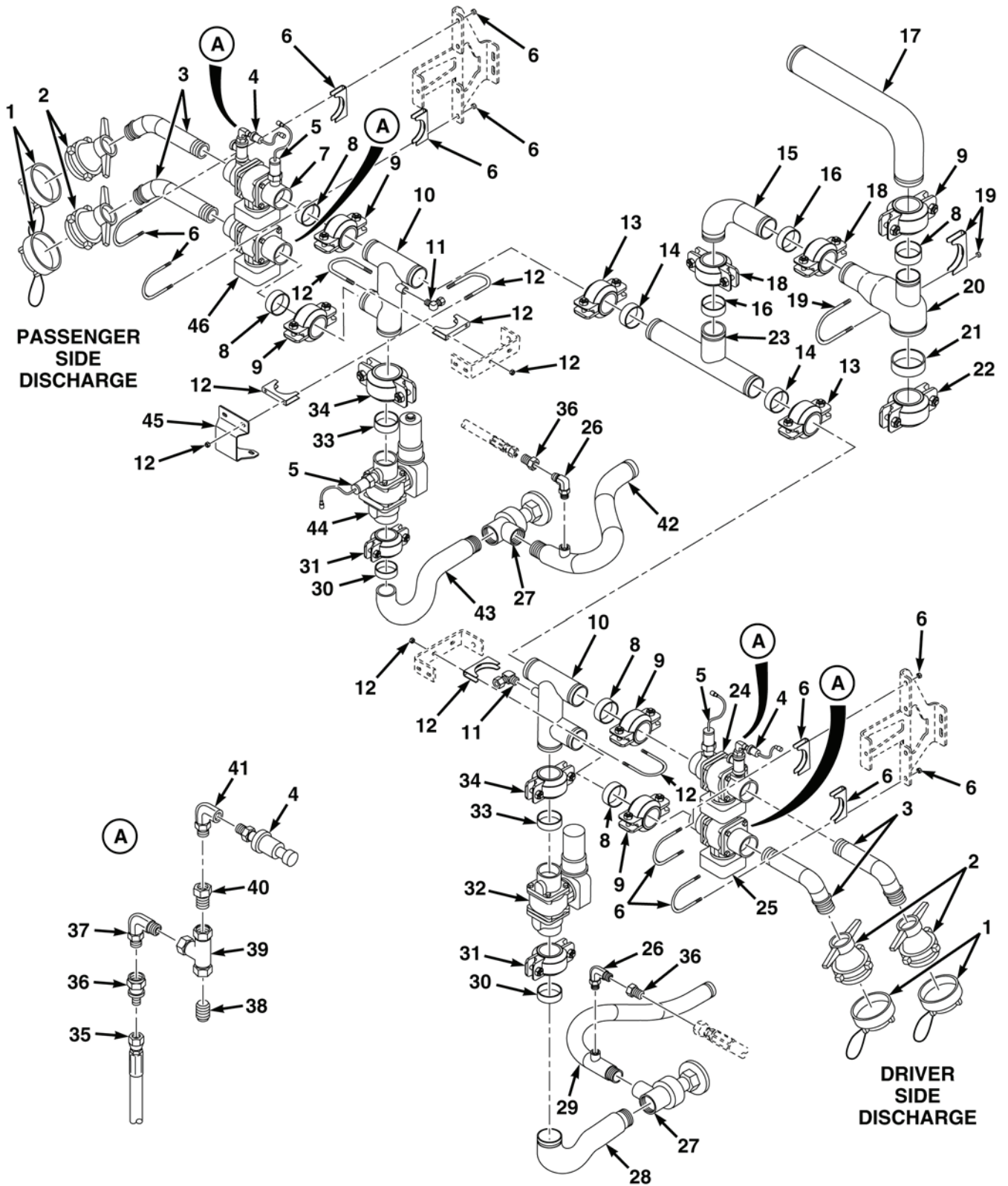


FIG. 113 DISCHARGE PIPING SYSTEM (SHEET 1 OF 2)

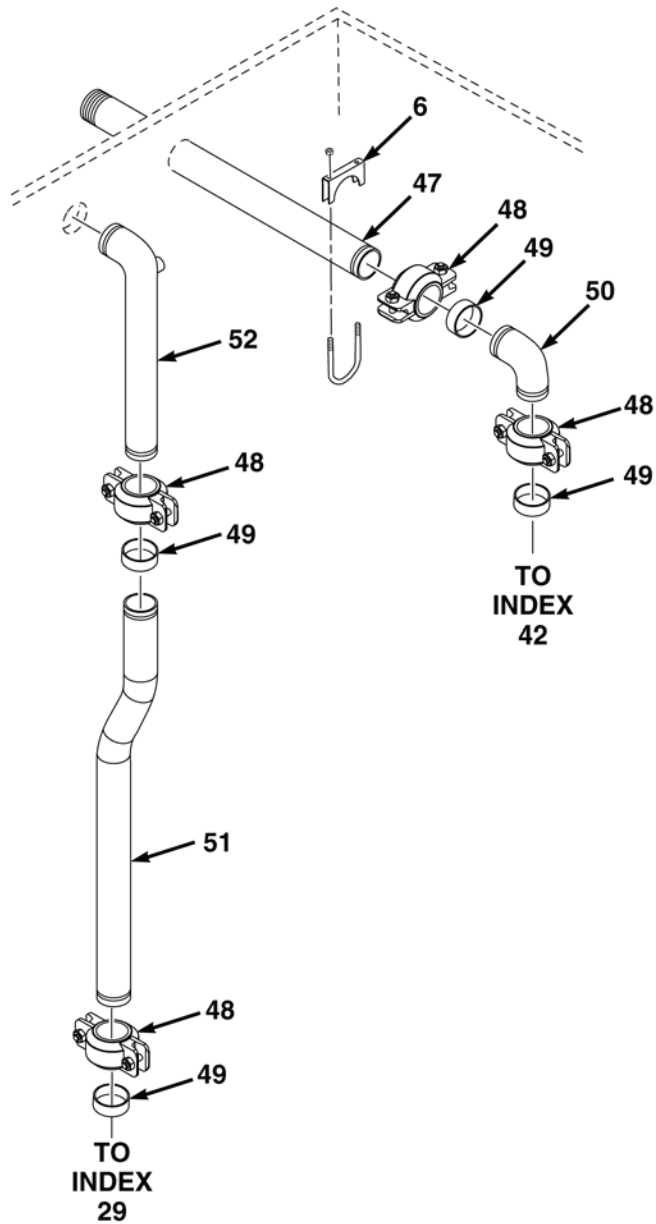


FIG. 113 DISCHARGE PIPING SYSTEM (SHEET 2 OF 2)

| (1)                               | (2)      | (3)              | (4)   | (5)                        | (6)                                   | (7) |
|-----------------------------------|----------|------------------|-------|----------------------------|---------------------------------------|-----|
| ITEM NO.                          | SMR CODE | NSN              | CAGEC | PART NUMBER                | DESCRIPTION AND USABLE ON CODES (UOC) | QTY |
| GROUP 7630 PIPING, WATER AND FOAM |          |                  |       |                            |                                       |     |
| FIG. 113 DISCHARGE PIPING SYSTEM  |          |                  |       |                            |                                       |     |
| 1                                 | PAFZZ    | 5340-01-517-3347 | 8T694 | SC50                       | CAP,PROTECTIVE,DUST . . . . .         | 4   |
| 2                                 | PAFZZ    | 4730-01-518-0467 | 8T694 | 5IN.STZ,5INFHN             | ADAPTER,STRAIGHT,PI . . . . .         | 4   |
| 3                                 | PAFZZ    |                  | 04664 | 1336208                    | ELBOW,SIDE . . . . .                  | 4   |
| 4                                 | PAFZZ    | 6620-01-518-0906 | 00912 | 93000030                   | TRANSMITTER,PRESSUR . . . . .         | 6   |
| 5                                 | PAFZZ    | 2990-01-517-5045 | 00912 | 93000004                   | SENSOR,MASS AIR FLO . . . . .         | 6   |
| 6                                 | PAFZZ    | 5340-01-517-3680 | 96566 | 139275-00                  | CLAMP,LOOP . . . . .                  | 5   |
| 7                                 | PAFZZ    | 4210-01-518-0480 | 00912 | 1348167                    | BALL,VALVE,PORTED 2.5 IN,AKR,ELEC     | 1   |
| 8                                 | PAFZZ    | 5330-01-518-2030 | 79154 | 3.0INCH07T-GASKET          | GASKET. . . . .                       | 5   |
| 9                                 | PAFZZ    | 4730-01-518-1974 | 79154 | 3.0INCH07T                 | COUPLING,CLAMP,PIPE STYLE 07 X 3.     | 5   |
| 10                                | PAFZZ    |                  | 04664 | 1336189                    | PIPE,TEE SIDE DISCHARGE . . . . .     | 2   |
| 11                                | PAFZZ    | 4730-01-086-4064 | 81343 | SAE J246 4-4<br>100202BA   | ELBOW,PIPE TO TUBE 90 DEG . . . . .   | 2   |
| 12                                | PAFZZ    | 5340-01-517-3685 | 96566 | 139350-00                  | CLEVIS AND U-BOLT 3 1/2 . . . . .     | 3   |
| 13                                | PAFZZ    | 4730-01-161-6679 | 79154 | LD44750PT0                 | COUPLING,CLAMP,PIPE STYLE 750 . . .   | 2   |
| 14                                | PAFZZ    | 5330-01-518-2079 | 79154 | LD44750PT0-GASKE           | GASKET. . . . .                       | 2   |
| 15                                | PAFZZ    |                  | 04664 | 1336192                    | PIPE,PUMP OUTLET . . . . .            | 1   |
| 16                                | PAFZZ    | 5330-01-518-2069 | 79154 | 4.0INCH07T-GASKET          | GASKET. . . . .                       | 2   |
| 17                                | PAFZZ    |                  | 04664 | 1336190                    | ELBOW,TURRET . . . . .                | 1   |
| 18                                | PAFZZ    | 4730-01-518-1982 | 79154 | 4.0INCH07T                 | COUPLING,CLAMP,PIPE STYLE 07 X 4.     | 2   |
| 19                                | PAFZZ    | 5340-01-013-9392 | 14934 | U450                       | CLAMP,LOOP 4 1/2 . . . . .            | 1   |
| 20                                | PAFZZ    |                  | 04664 | 1336194                    | PIPE,OUTLET REDUCER . . . . .         | 1   |
| 21                                | PAFZZ    | 5330-01-518-2070 | 79154 | 5.0INCH07T-GASKE           | GASKET. . . . .                       | 1   |
| 22                                | PAFZZ    | 4730-01-518-1983 | 79154 | 5.0INCH07T                 | COUPLING,CLAMP,PIPE STYLE 07 X 5.     | 1   |
| 23                                | PAFZZ    |                  | 04664 | 1336199                    | TEE,DISCHARGE . . . . .               | 1   |
| 24                                | PAFZZ    | 4810-01-517-4987 | 00912 | 1348165                    | VALVE,BALL 2.5 IN,AKR,ELEC . . . . .  | 1   |
| 25                                | PAFZZ    | 4210-01-518-0478 | 00912 | 1348166                    | BALL,VALVE,PORTED 2.5 IN,AKR,ELEC     | 1   |
| 26                                | PAFZZ    | 4730-01-254-1251 | 30780 | 12 CTX-B                   | ELBOW,PIPE TO TUBE . . . . .          | 2   |
| 27                                | PAFZZ    | 4820-01-518-2434 | 20266 | UR-20-1.5 ZZA              | VALVE,REGULATING,FL REDUCING, 1.5     | 2   |
| 28                                | PAFZZ    |                  | 04664 | 1336214                    | PIPE,PRECONNECT,LH . . . . .          | 1   |
| 29                                | PAFZZ    |                  | 04664 | 1336217                    | PIPE,PRECONNECT,LH . . . . .          | 1   |
| 30                                | PAFZZ    | 5330-01-518-2072 | 79154 | 2.5X2.0INCH750T-<br>GASKET | GASKET. . . . .                       | 2   |
| 31                                | PAFZZ    | 4730-01-518-7271 | 79154 | 2.5X2.0INCH750T            | COUPLING,CLAMP,PIPE . . . . .         | 2   |
| 32                                | PAFZZ    | 4210-01-518-0463 | 00912 | 1348161                    | BALL,VALVE,PORTED . . . . .           | 1   |

| (1)      | (2)      | (3)              | (4)   | (5)                    | (6)   | (7) |
|----------|----------|------------------|-------|------------------------|---|-----|
| ITEM NO. | SMR CODE | NSN              | CAGEC | PART NUMBER            | DESCRIPTION AND USABLE ON CODES (UOC)                                       | QTY |
| 33       | PAFZZ    | 5330-01-518-2075 | 79154 | 3.0X2.5INCH750T-GASKET | GASKET . . . . .  | 2   |
| 34       | PAFZZ    | 4730-01-518-5395 | 79154 | 3.0X2.5INCH750T        | COUPLING,CLAMP,PIPE . . . . .   | 2   |
| 35       | MFFZZ    |                  | 04664 | 940093-72              | HOSE,NONMETALLIC MAKE FROM P/N 801-12, CAGE 87373,APPROX 72 IN. LG. . . . . | 4   |
| 36       | PAFZZ    | 4730-01-114-8326 | 56161 | 10557954-2             | ADAPTER,STRAIGHT TUBE TO HOSE . . . . .                                     | 4   |
| 37       | PAFZZ    | 4730-01-300-4090 | 39428 | 4464K15                | ELBOW,PIPE . . . . .  | 4   |
| 38       | PAFZZ    | 4730-01-305-8657 | 39428 | 4830K191               | NIPPLE,PIPE . . . . .   | 4   |
| 39       | PAFZZ    | 4730-01-300-4114 | 39428 | 4464K52                | TEE,PIPE 3/4 . . . . .  | 4   |
| 40       | PAFZZ    | 4730-01-235-5782 | 93061 | 209P-12-4              | BUSHING,PIPE . . . . .  | 4   |
| 41       | PAFZZ    | 4730-00-278-4824 | 93061 | 2202P-4-4              | ELBOW,PIPE . . . . .  | 4   |
| 42       | PAFZZ    |                  | 04664 | 1336216                | PIPE,PRECONNECT,RH . . . . .  | 1   |
| 43       | PAFZZ    |                  | 04664 | 1336215                | ELBOW,PRECONNECT,RH . . . . .   | 1   |
| 44       | PAFZZ    |                  | 04664 | 1348162                | BALL,VALVE,PORTED . . . . .   | 1   |
| 45       | PFFZZ    |                  | 04664 | 1295544                | BRACKET,PRECONNECT . . . . .  | 1   |
| 46       | PAFZZ    | 4210-01-518-0454 | 00912 | 1348168                | BALL,VALVE,PORTED 2.5 IN,AKR,ELEC . . . . .                                 | 1   |
| 47       | PAFZZ    |                  | 04664 | 1136451                | PIPE,PRECONNECT ABOVE TANK . . . . .  | 1   |
| 48       | PAFZZ    | 4730-01-518-1977 | 79154 | L020007PT0             | COUPLING,CLAMP,PIPE STYLE 07 X 2 . . . . .                                  | 4   |
| 49       | PAFZZ    | 5330-01-518-2033 | 79154 | 2.0INCH07T-GASKET      | GASKET . . . . .  | 4   |
| 50       | PAFZZ    |                  | 04664 | 1136496                | ELBOW,PRECONNECT ABOVE TANK . . . . .                                       | 1   |
| 51       | PAFZZ    |                  | 04664 | 1348482                | PIPE,PRECONNECT,LH . . . . .  | 1   |
| 52       | PAFZZ    |                  | 04664 | 1136495                | PIPE,PRECONNECT TANK FACE . . . . .   | 1   |

END OF FIGURE



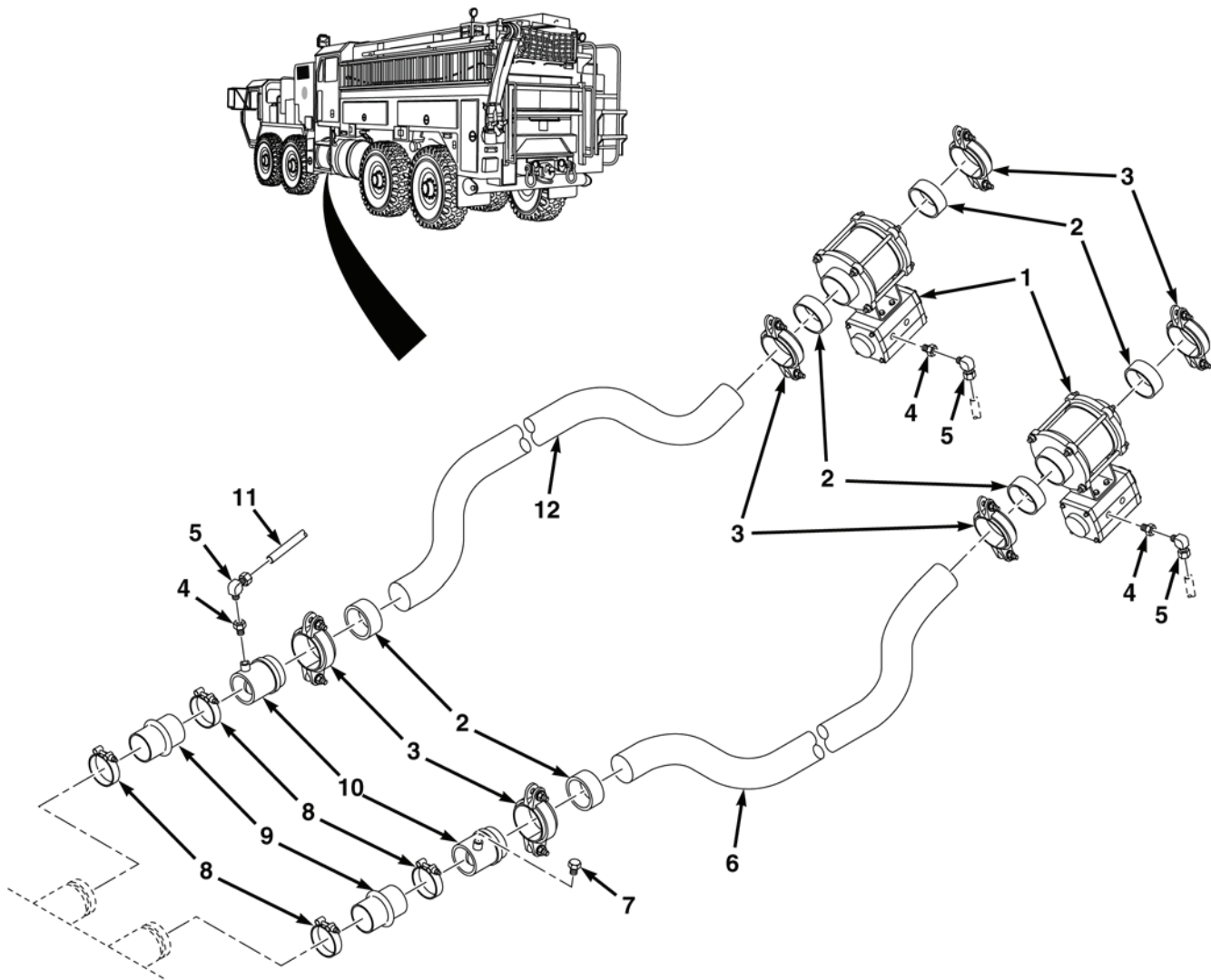


FIG. 114 WATER TANK TO PUMP VALVES



| (1)      | (2)      | (3)              | (4)   | (5)                      | (6)   | (7) |
|----------|----------|------------------|-------|--------------------------|---|-----|
| ITEM NO. | SMR CODE | NSN              | CAGEC | PART NUMBER              | DESCRIPTION AND USABLE ON CODES (UOC)   | QTY |
|          |          |                  |       |                          | GROUP 7630 PIPING, WATER AND FOAM   |     |
|          |          |                  |       |                          | FIG. 114 WATER TANK TO PUMP VALVES  |     |
| 1        | PAFZZ    | 4820-01-517-5347 | 04664 | 1332091-0300             | VALVE,BALL .....  | 2   |
| 2        | PAFZZ    | 5330-01-518-2031 | 79154 | 3.0INCH75T-GASKE         | GASKET.....   | 6   |
| 3        | PAFZZ    | 4730-01-518-1975 | 79154 | 3.0INCH75T               | COUPLING,CLAMP,PIPE STYLE 75 X 3.   | 6   |
| 4        | PAFZZ    | 4730-00-202-6491 | 93061 | 209P-6-4                 | BUSHING,PIPE .....  | 3   |
| 5        | PAFZZ    | 4730-01-086-4064 | 81343 | SAE J246 4-4<br>100202BA | ELBOW,PIPE TO TUBE 90 DEG.....  | 3   |
| 6        | PAFZZ    |                  | 04664 | 1336212                  | PIPE TANK TO PUMP.....  | 1   |
| 7        | PAFZZ    | 4730-00-044-4689 | 93061 | 219P-2                   | PLUG,PIPE.....  | 1   |
| 8        | PAFZZ    | 4730-00-908-6293 | 06481 | T-218758                 | CLAMP,HOSE .....  | 4   |
| 9        | PAFZZ    | 4720-01-517-9015 | 0VC51 | 3H35SL                   | HOSE,NONMETALLIC 3.50.....  | 2   |
| 10       | PAFZZ    | 4820-01-561-8767 | 04664 | 1336204-0300             | VALVE,CHECK.....  | 2   |
| 11       | MFFZZ    |                  | 04664 | 944035-80                | TUBING NONMETALLIC MAKE FROM<br>P/N NT10006BK,CAGE 01276,APPROX<br>80 IN. LG..... | 1   |
| 12       | PAFZZ    |                  | 04664 | 1336218                  | PIPE TANK TO PUMP.....  | 1   |
|          |          |                  |       |                          | <b>END OF FIGURE</b>  |     |

2 — 3 THROUGH 13

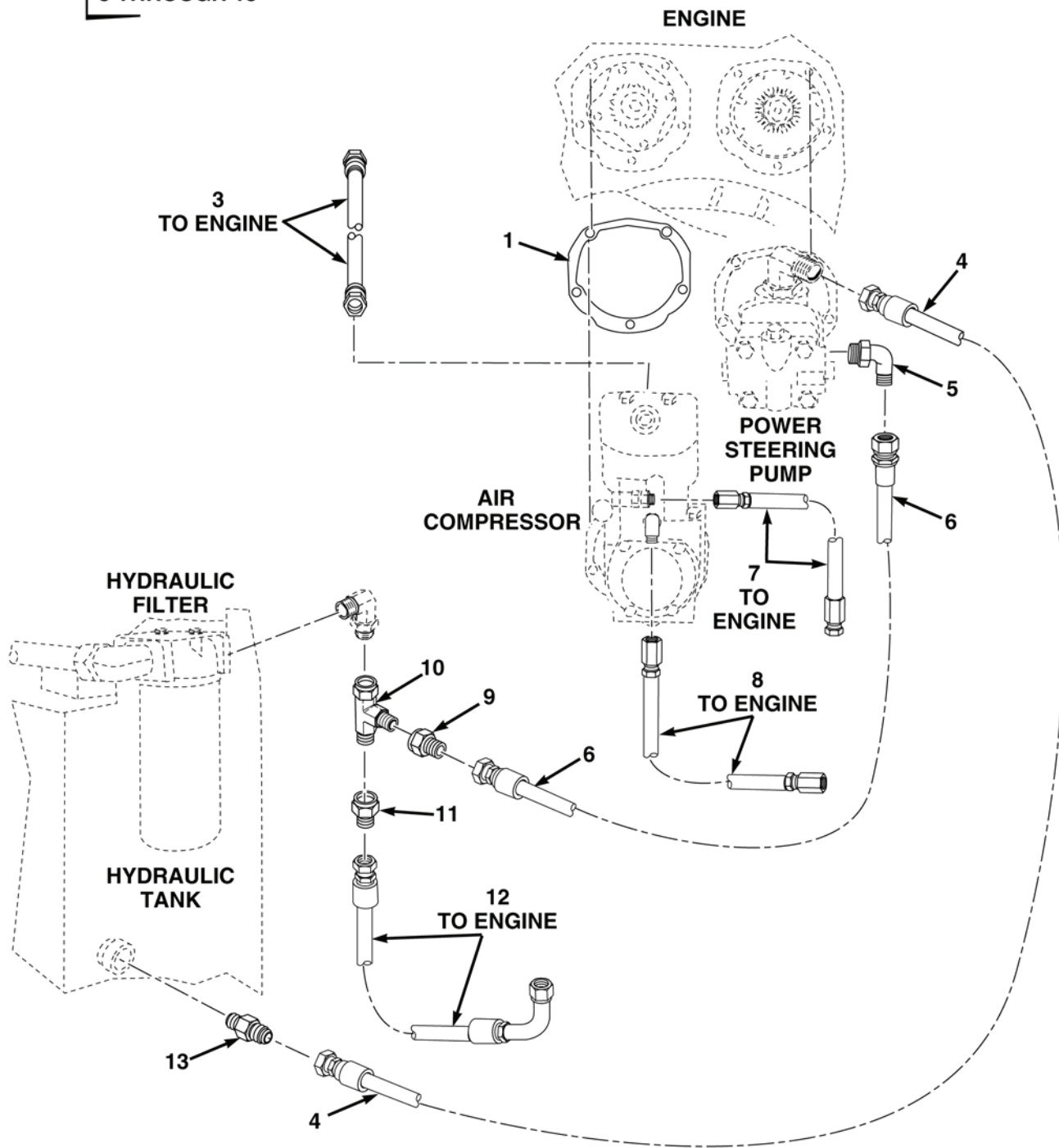


FIG. 115 POWER STEERING MOD

| (1)      | (2)      | (3)              | (4)   | (5)         | (6)  | (7) |
|----------|----------|------------------|-------|-------------|--|-----|
| ITEM NO. | SMR CODE | NSN              | CAGEC | PART NUMBER | DESCRIPTION AND USABLE ON CODES (UOC)                          | QTY |
|          |          |                  |       |             | GROUP 7635 SPECIAL PURPOSE BODY<br>FIG. 115 POWER STEERING MOD |     |
| 1        | PAFZZ    | 5330-01-390-9045 | 72582 | 23515145    | GASKET   | 1   |
| 2        | PAFZZ    |                  | 04664 | 1556444     | POWER STEERING MOD A/C MOD . . .                               | 1   |
| 3        | KFFZZ    |                  | 98441 | 1556444-06  | . HOSE ASSEMBLY, NONME PART OF KIT P/N 1556444 . . . . .       | 1   |
| 4        | KFFZZ    |                  | 98441 | 1556444-03  | . HOSE ASSEMBLY, NONME PART OF KIT P/N 1556444 . . . . .       | 1   |
| 5        | KFFZZ    |                  | 98441 | 2503-8-8    | . ELBOW, TUBE TO BOSS PART OF KIT P/N 1556444 . . . . .        | 1   |
| 6        | KFFZZ    |                  | 98441 | 1556444-01  | . HOSE ASSEMBLY, NONME PART OF KIT P/N 1556444 . . . . .       | 1   |
| 7        | KFFZZ    |                  | 98441 | 1556444-04  | . HOSE ASSEMBLY, NONME PART OF KIT P/N 1556444 . . . . .       | 1   |
| 8        | KFFZZ    |                  | 98441 | 1556444-05  | . HOSE ASSEMBLY, NONME PART OF KIT P/N 1556444 . . . . .       | 1   |
| 9        | KFFZZ    | 4730-01-422-4088 | 5E240 | 2406-24-12  | . REDUCER BODY, TUBE PART OF KIT P/N 1556444 . . . . .         | 1   |
| 10       | KFFZZ    |                  | 98441 | 063T-24-24  | . TEE PART OF KIT P/N 1556444 . . . . .                        | 1   |
| 11       | KFFZZ    |                  | 98441 | 2406-24-10  | . ADAPTER PART OF KIT P/N 1556444 .                            | 1   |
| 12       | KFFZZ    |                  | 98441 | 1556444-02  | . HOSE ASSEMBLY, NONME PART OF KIT P/N 1556444 . . . . .       | 1   |
| 13       | KFFZZ    |                  | 98441 | 0103-24-24  | . ADAPTER PART OF KIT P/N 1556444 .                            | 1   |
|          |          |                  |       |             | <b>END OF FIGURE</b>   |     |

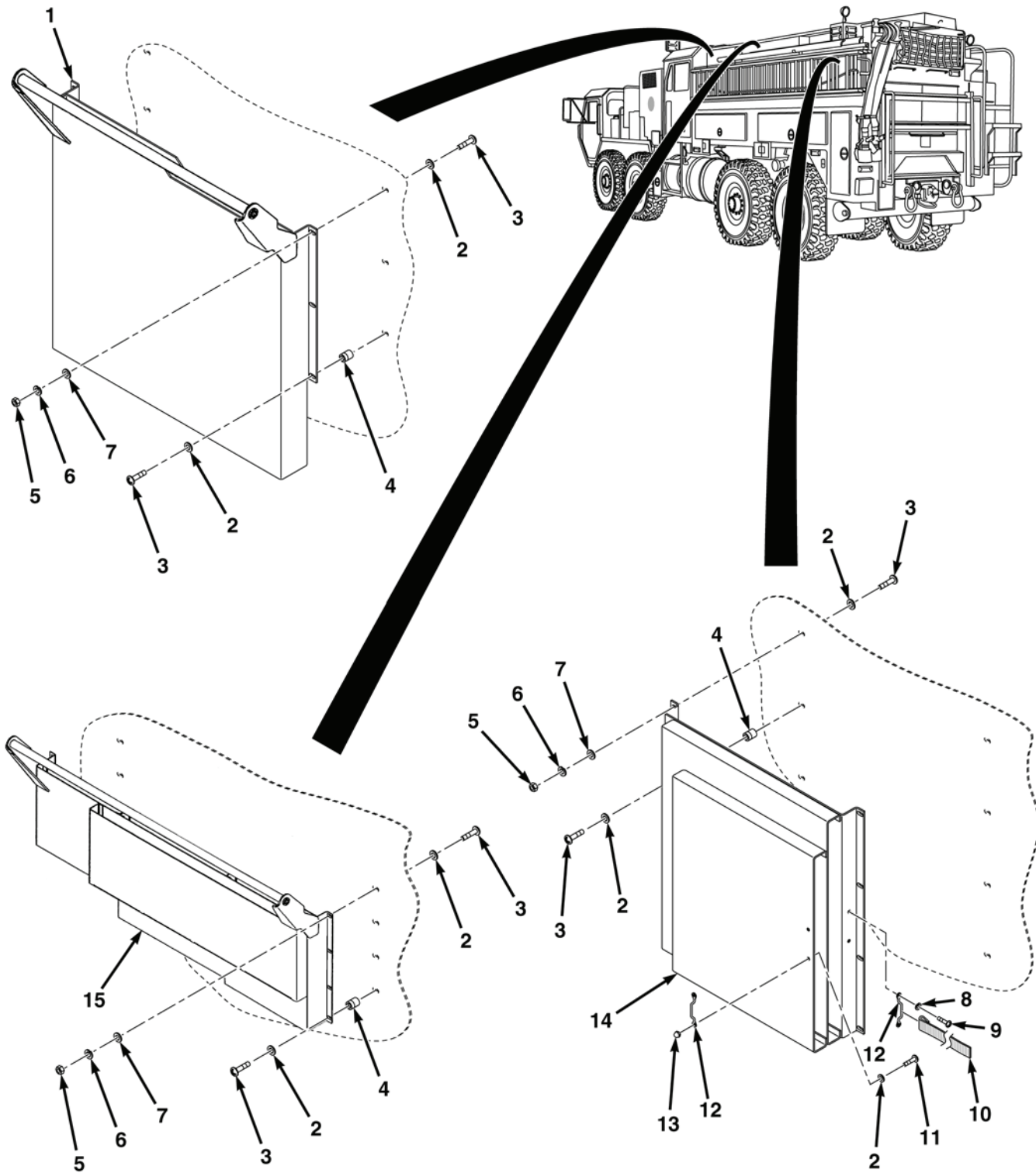


FIG. 116 AIR BAG STOWAGE BOXES

| (1)      | (2)      | (3)              | (4)   | (5)           | (6)   | (7) |
|----------|----------|------------------|-------|---------------|---|-----|
| ITEM NO. | SMR CODE | NSN              | CAGEC | PART NUMBER   | DESCRIPTION AND USABLE ON CODES (UOC)                             | QTY |
|          |          |                  |       |               | GROUP 7635 SPECIAL PURPOSE BODY<br>FIG. 116 AIR BAG STOWAGE BOXES |     |
| 1        | PFFZZ    |                  | 04664 | 1218090       | STORAGE,AIR BAG .....   | 1   |
| 2        | PAFZZ    | 5310-00-562-2826 | 39428 | 90295A140     | WASHER,FLAT .....   | 23  |
| 3        | PAFZZ    | 5305-00-059-3661 | 80205 | MS51958-65    | SCREW,MACHINE 10-24 X 3/4. ....                                   | 23  |
| 4        | PAFZZ    | 5325-01-411-0066 | 78276 | ALS4-1024-130 | INSERT,SCREW THREAD 10-24 .....                                   | 8   |
| 5        | PAFZZ    | 5310-01-142-7049 | 45152 | 1817HX        | NUT,PLAIN,HEXAGON 10-24 .....                                     | 15  |
| 6        | PAFZZ    | 5310-00-045-3296 | 80205 | MS35338-43    | WASHER,LOCK #10 .....   | 15  |
| 7        | PAFZZ    | 5310-00-087-7493 | 96906 | MS27183-13    | WASHER,FLAT 3/8 .....   | 15  |
| 8        | PAFZZ    | 5310-00-926-5877 | 96906 | MS35338-160   | WASHER,LOCK 3/8. ....   | 2   |
| 9        | PAFZZ    | 5305-00-855-0964 | 80205 | MS24629-48    | SCREW,TAPPING .....   | 2   |
| 10       | PAFZZ    | 5340-01-516-8787 | 04664 | 1219606-0012  | STRAP,WEBBING .....   | 2   |
| 11       | PAFZZ    | 5305-00-701-5074 | 80205 | MS51959-63    | SCREW,MACHINE 10-24 X 1/2 FLTHEAD                                 | 2   |
| 12       | PAFZZ    | 5340-00-329-2428 | 19220 | 6411D         | LOOP,STRAP FASTENER 1.25 WIDE ..                                  | 2   |
| 13       | PAFZZ    | 5310-01-283-4637 | 96906 | A-A-55629     | NUT,PLAIN,CAP 10-24 .....   | 2   |
| 14       | PFFZZ    |                  | 04664 | 1274962       | STORAGE,AIR BAG AIR BAG .....                                     | 1   |
| 15       | PFFZZ    |                  | 04664 | 1272048       | STORAGE,AIR BAG AIR BAG .....                                     | 1   |
|          |          |                  |       |               | <b>END OF FIGURE</b>  |     |



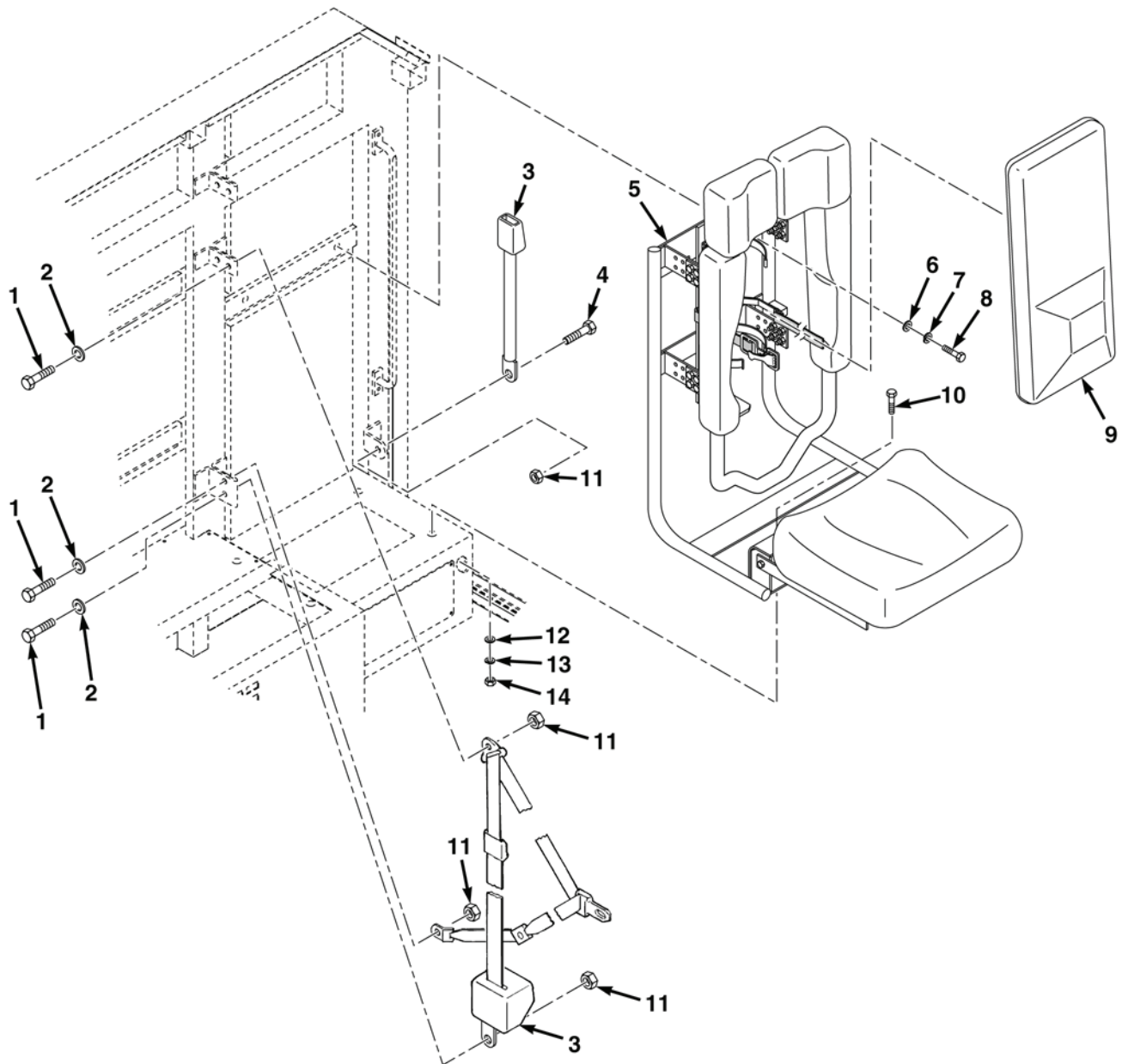


FIG. 117 SCBA SEAT MOUNTING, SEAT, AND SEAT BELTS (SHEET 1 OF 2)

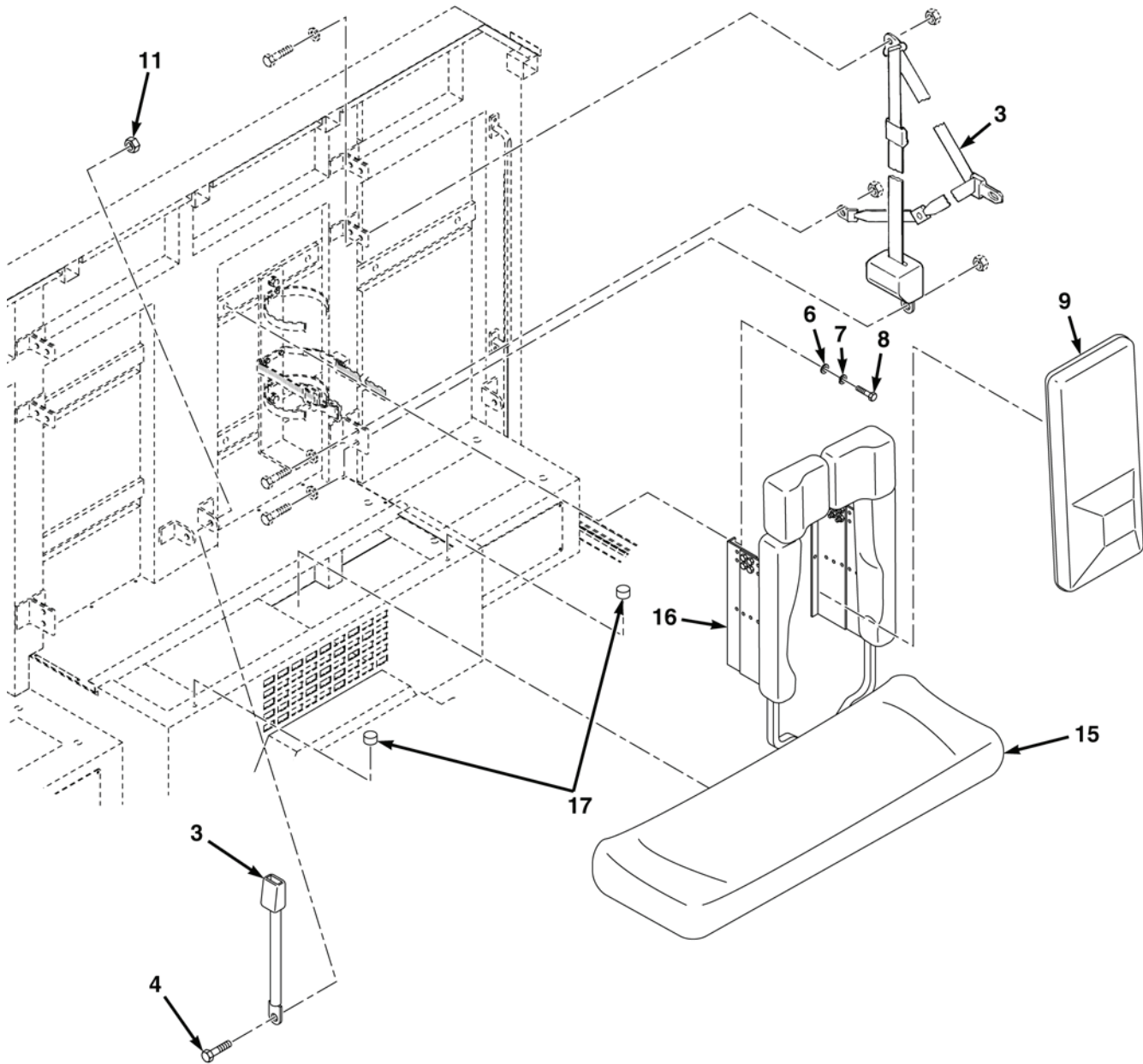


FIG. 117 SCBA SEAT MOUNTING, SEAT, AND SEAT BELTS (SHEET 2 OF 2)



| (1)   | (2)      | (3)              | (4)   | (5)             | (6)   | (7) |
|---|----------|------------------|-------|-----------------|---|-----|
| ITEM NO.  | SMR CODE | NSN              | CAGEC | PART NUMBER     | DESCRIPTION AND USABLE ON CODES (UOC)         | QTY |
| GROUP 7635 SPECIAL PURPOSE BODY                   |          |                  |       |                 |   |     |
| FIG. 117 SCBA SEAT MOUNTING, SEAT, AND SEAT BELTS |          |                  |       |                 |   |     |
| 1   | PAFZZ    | 5305-00-071-2055 | 80204 | B1821BH044C150N | SCREW,CAP,HEXAGON HEAD, 7/16-14 X 1 1/2. .... | 4   |
| 2   | PAFZZ    | 5310-00-809-4061 | 96906 | MS27183-15      | WASHER,FLAT 7/16 . . . . .                    | 4   |
| 3   | PAFZZ    | 2540-01-517-9774 | 29944 | F13445          | BELT,VEHICULAR SAFE W/14.0 CABLE,RED. ....    | 4   |
| 4   | PAFZZ    | 5305-01-517-7768 | 04664 | 1215800-0125    | SCREW,CAP,HEXAGON H 7/16-20 X 1 3/8. ....     | 4   |
| 5   | PAFFF    | 2540-01-517-2838 | 04664 | 1179106         | SEAT,VEHICULAR. ....                          | 2   |
| 6   | PAFZZ    | 5310-00-809-3078 | 96906 | MS27183-11      | WASHER,FLAT 5/16 . . . . .                    | 16  |
| 7   | PAFZZ    | 5310-00-933-8122 | 96906 | MS35338-159     | WASHER,LOCK 5/16. ....                        | 16  |
| 8   | PAFZZ    | 5305-00-071-2511 | 80204 | B1821BH025C200N | SCREW,CAP,HEXAGON HEAD, 1/4-20 X 2. ....      | 16  |
| 9   | PFFZZ    | 5340-01-517-3963 | 04664 | 1180354         | COVER,ACCESS 2+2 SCBA SEAT. ....              | 4   |
| 10  | PAFZZ    | 5305-00-225-3843 | 80204 | B1821BH025C100N | SCREW,CAP,HEXAGON HEAD, 1/4-20 X 1. ....      | 8   |
| 11  | PAFZZ    | 5310-01-517-3978 | 04664 | 92-0181         | NUT,SELF-LOCKING,HE . . . . .                 | 4   |
| 12  | PAFZZ    | 5310-00-823-8804 | 96906 | MS27183-9       | WASHER,FLAT 1/4 . . . . .                     | 8   |
| 13  | PAFZZ    | 5310-00-883-9417 | 80205 | MS35338-158     | WASHER,LOCK 1/4. ....                         | 8   |
| 14  | PAFZZ    | 5310-01-066-6759 | 56878 | 21NE-040        | NUT,SELF-LOCKING 1/4-20 NC . . . . .          | 8   |
| 15  | PAFZZ    | 2540-01-517-2859 | 04664 | 1179107         | CUSHION,SEAT,VEHICU 2 POSITION. . .           | 1   |
| 16  | PAFZZ    | 2540-01-517-2856 | 04664 | 1179105         | FRAME,SEAT,VEHICULA WALL MOUNT                | 2   |
| 17  | PAFZZ    | 5340-00-134-3465 | 04664 | 80-9145         | BUMPER,NONMETALLIC . . . . .                  | 2   |
| <b>END OF FIGURE</b>                              |          |                  |       |                 |   |     |

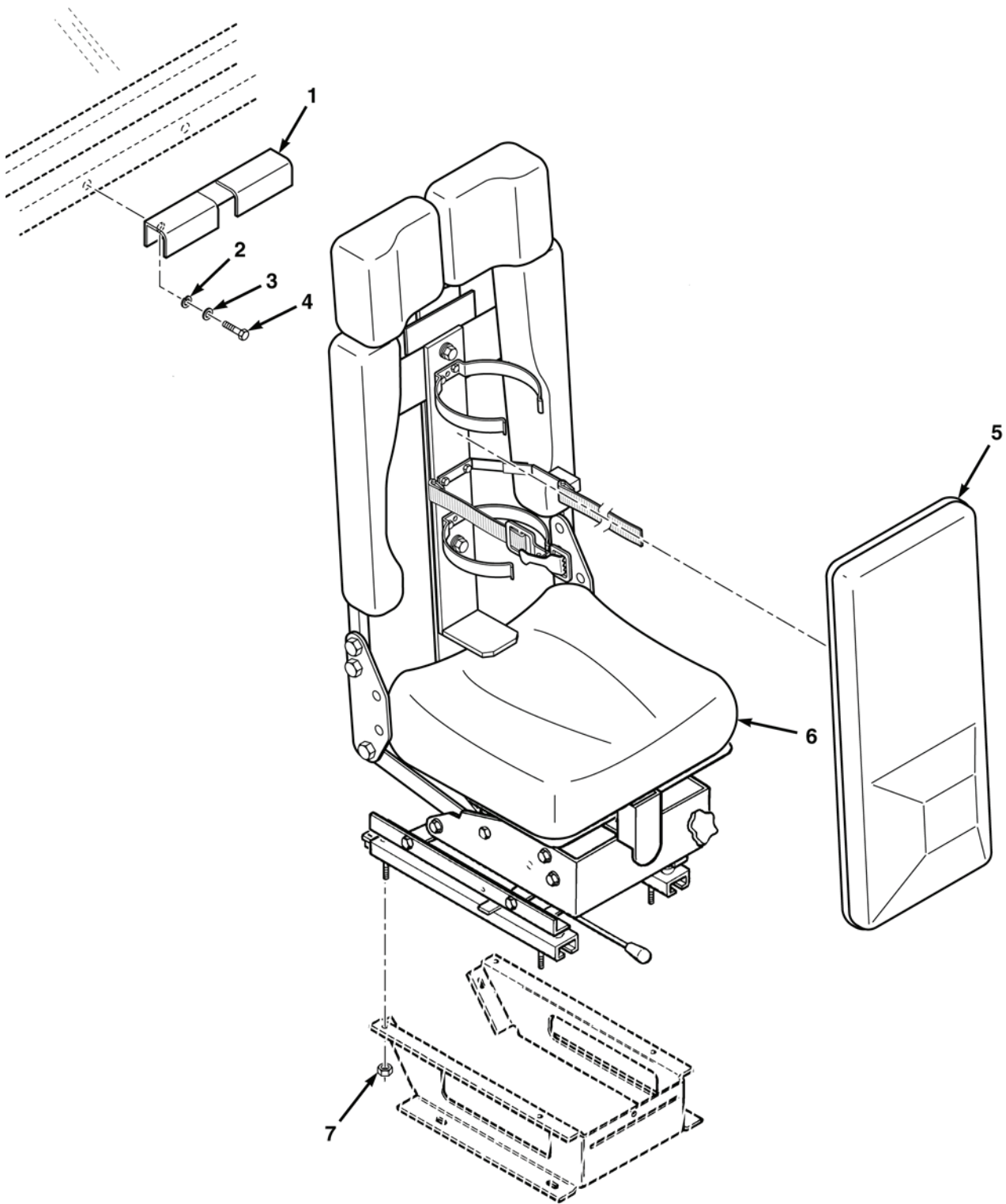


FIG. 118 PASSENGER SEAT AND MOUNTING ASSEMBLY - TFFT

| (1)      | (2)      | (3)              | (4)   | (5)             | (6)  | (7) |
|----------|----------|------------------|-------|-----------------|--|-----|
| ITEM NO. | SMR CODE | NSN              | CAGEC | PART NUMBER     | DESCRIPTION AND USABLE ON CODES (UOC)                | QTY |
|          |          |                  |       |                 | GROUP 7635 SPECIAL PURPOSE BODY                      |     |
|          |          |                  |       |                 | FIG. 118 PASSENGER SEAT AND MOUNTING ASSEMBLY - TFFT |     |
| 1        | PAFZZ    |                  | 04664 | 1218428         | WEAR PLATES . . . . .                                | 1   |
| 2        | PAFZZ    | 5310-00-823-8804 | 96906 | MS27183-9       | WASHER,FLAT 1/4 . . . . .                            | 2   |
| 3        | PAFZZ    | 5310-00-883-9417 | 80205 | MS35338-158     | WASHER,LOCK 1/4 . . . . .                            | 2   |
| 4        | PAFZZ    | 5305-00-225-3843 | 80204 | B1821BH025C100N | SCREW,CAP,HEXAGON HEAD,<br>1/4-20 X 1 . . . . .      | 2   |
| 5        | PFFZZ    | 5340-01-517-3963 | 04664 | 1180354         | COVER,ACCESS 2+2 SCBA SEAT . . . . .                 | 1   |
| 6        | PFFZZ    |                  | 04664 | 1179071         | SEAT,VEHICULAR . . . . .                             | 1   |
| 7        | PAFZZ    | 5310-00-245-3615 | 80205 | MS35649-2314    | NUT,PLAIN,HEXAGON 5/16-18. . . . .                   | 4   |
|          |          |                  |       |                 | <b>END OF FIGURE</b>                                 |     |

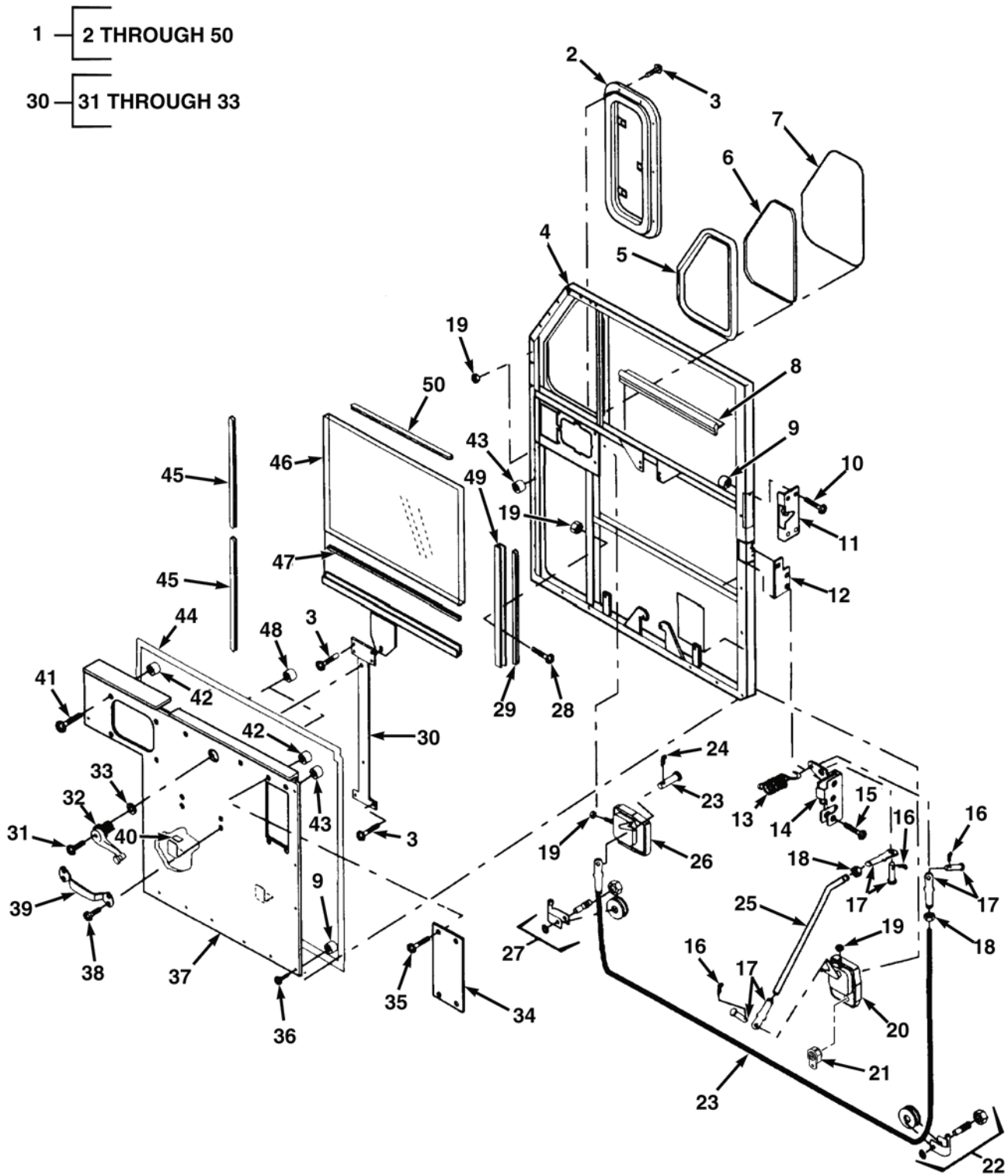


FIG. 119 CREW CAB DOOR ASSEMBLY, LH AND RH (SHEET 1 OF 3)

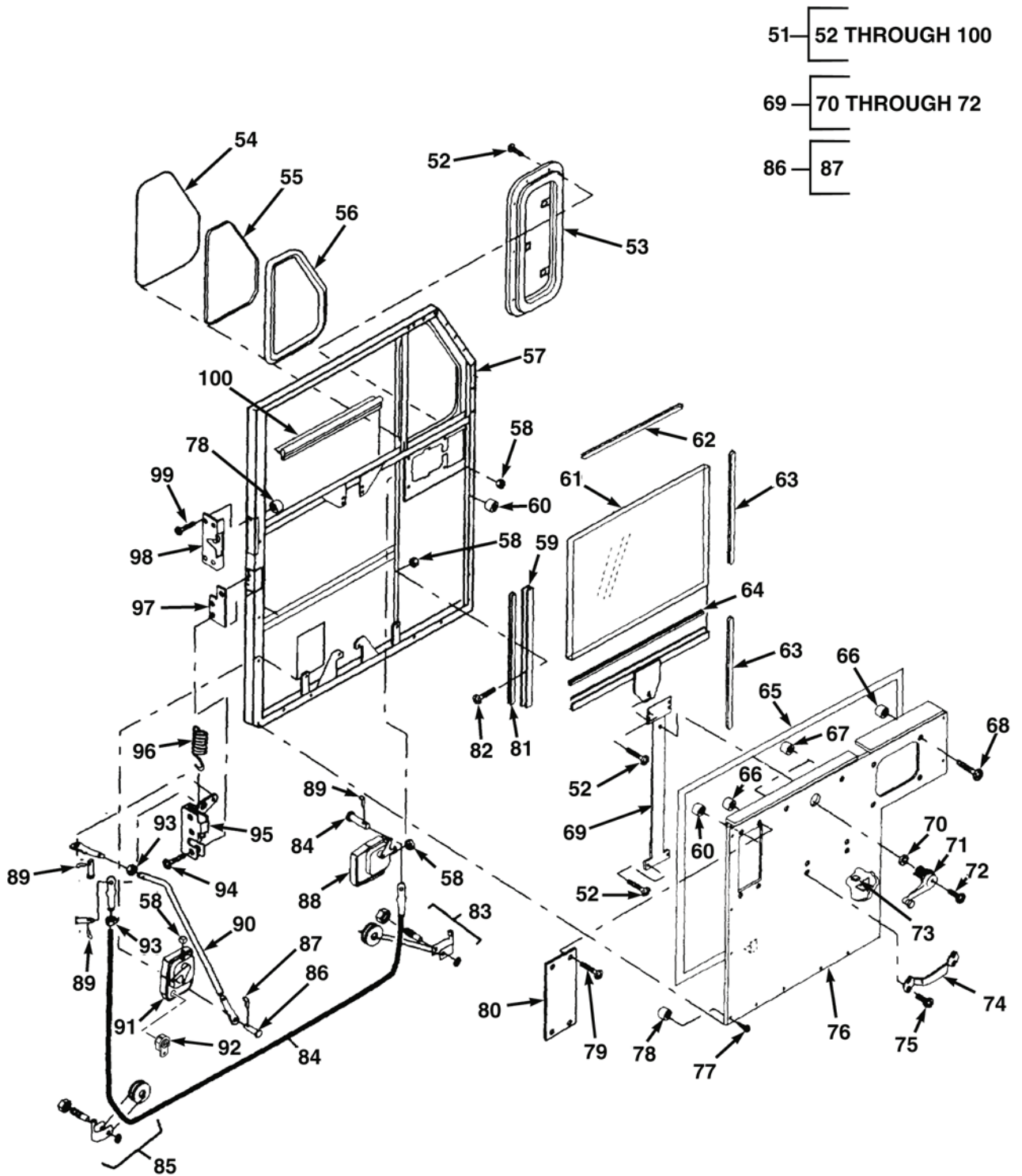


FIG. 119 CREW CAB DOOR ASSEMBLY, LH AND RH (SHEET 2 OF 3)

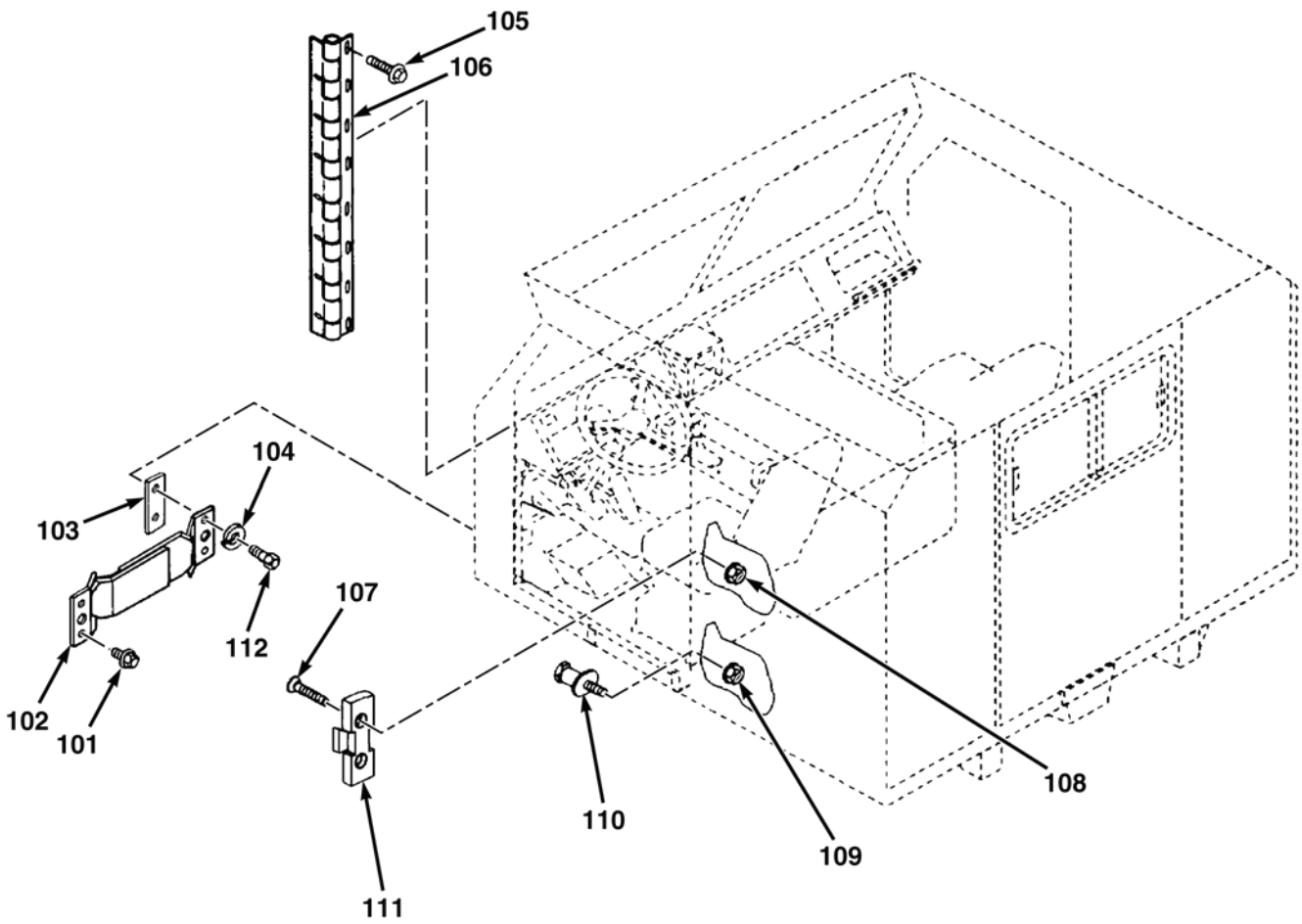


FIG. 119 CREW CAB DOOR ASSEMBLY, LH AND RH (SHEET 3 OF 3)

| (1)      | (2)      | (3)              | (4)   | (5)           | (6)   | (7) |
|----------|----------|------------------|-------|---------------|---|-----|
| ITEM NO. | SMR CODE | NSN              | CAGEC | PART NUMBER   | DESCRIPTION AND USABLE ON CODES (UOC)   | QTY |
|          |          |                  |       |               | GROUP 7635 SPECIAL PURPOSE BODY<br>FIG. 119 CREW CAB DOOR ASSEMBLY, LH AND RH     |     |
| 1        | PBFFF    | 2510-01-354-4365 | 45152 | 2032270U      | DOOR,VEHICULAR.....   | 1   |
| 2        | PAFZZ    | 2510-01-417-4865 | 63708 | 64-7909-1     | . VENT WING ASSEMBLY, .....   | 1   |
| 3        | PAFZZ    | 5305-00-984-6210 | 80205 | MS35206-263   | . SCREW,MACHINE 10-14 X 1/2.....  | 16  |
| 4        | PFFZZ    | 2510-01-354-1288 | 45152 | 1788710W      | . FRAME SECTION,STRUC .....   | 1   |
| 5        | MFFZZ    |                  | 45152 | 59747AX-55    | . SEAL,NONMETALLIC MAKE FROM P/N<br>101-2203,CAGE 55899,APPROX 55 IN.<br>LG. .... | 1   |
| 6        | PFFZZ    | 9340-01-151-9132 | 45152 | 126893B       | . WINDOW,OBSERVATION .....  | 1   |
| 7        | PAFZZ    | 5330-00-770-0707 | 45152 | 59745AX       | . SEAL,NONMETALLIC ST .....   | 1   |
| 8        | MFFZZ    |                  | 45152 | 26927AX-26    | . WEATHER STRIP MAKE FROM P/N<br>26927AX,CAGE 45152,APPROX 26 IN.<br>LG. ....     | 1   |
| 9        | PAFZZ    | 5325-01-420-3005 | 78276 | ALS7-1032-130 | . INSERT,SCREW THREAD 10-32 .....   | 18  |
| 10       | PAFZZ    | 5305-01-353-8322 | 45152 | 1365320       | . SCREW,MACHINE #10-32 X 1/2.....   | 4   |
| 11       | PFFZZ    | 2510-00-116-0458 | 98882 | 70-7-9        | . DOVE TAIL.....  | 1   |
| 12       | PFFZZ    | 5365-01-156-4160 | 45152 | 1334130       | . SPACER,PLATE.....   | 2   |
| 13       | PFFZZ    | 5360-01-155-4565 | 45152 | 1321570       | . SPRING,HELICAL,EXTE .....   | 1   |
| 14       | PFFZZ    | 2540-01-393-2149 | 19220 | 19-400-R      | . CYLINDER,LOCK,VEHIC .....   | 1   |
| 15       | PAFZZ    | 5306-01-158-6232 | 45152 | 1362300       | . BOLT,MACHINE 5/16-24 X 1 1/4 .....  | 3   |
| 16       | PAFZZ    | 5315-00-187-9549 | 80205 | MS24665-418   | . PIN,COTTER.....   | 1   |
| 17       | PAFZZ    | 5340-00-530-5353 | 88044 | AN665-21R     | . CLEVIS,ROD END.....   | 3   |
| 18       | PAFZZ    | 5310-01-194-3014 | 45152 | 1369HX1       | . NUT,PLAIN,HEXAGON 10-32 .....   | 2   |
| 19       | PAFZZ    | 5310-00-208-1918 | 88044 | AN365-1024A   | . NUT,SELF-LOCKING 10-24.....   | 14  |
| 20       | PAFZZ    | 5340-01-289-2201 | 45152 | 126904B       | . HANDLE,DOOR.....  | 1   |
| 21       | PAFZZ    | 2540-01-517-3432 | 04664 | 1370476       | . CYLINDER,LOCK,VEHIC .....   | 1   |
| 22       | PFFZZ    | 3020-01-152-7912 | 19220 | 4968-55RH     | . PULLEY,GROOVE.....  | 1   |
| 23       | PAFZZ    | 4010-01-155-2611 | 45152 | 1354520       | . WIRE ROPE ASSEMBLY, .....   | 1   |
| 24       | PAFZZ    | 5315-00-187-9549 | 80205 | MS24665-418   | . PIN,COTTER.....   | 1   |
| 25       | PFFZZ    | 5306-01-407-7188 | 45152 | 2031980       | . ROD,THREADED END .....  | 1   |
| 26       | PAFZZ    | 2540-01-157-2991 | 70523 | 48550         | . HANDLE,DOOR,VEHICUL .....   | 1   |
| 27       | PFFZZ    | 3020-01-152-7912 | 19220 | 4968-55RH     | . PULLEY,GROOVE.....  | 1   |
| 28       | PAFZZ    | 5305-00-088-8332 | 80205 | MS35190-272   | . SCREW,MACHINE 10-24 X 5/8.....  | 2   |
| 29       | MFFZZ    |                  | 45152 | 3152179-37    | . RUBBER SEAL MAKE FROM P/N<br>MB284A-20004,CAGE 34623,APPROX<br>37 IN. LG. ....  | 1   |

| (1)      | (2)      | (3)              | (4)   | (5)           | (6)  | (7) |
|----------|----------|------------------|-------|---------------|--|-----|
| ITEM NO. | SMR CODE | NSN              | CAGEC | PART NUMBER   | DESCRIPTION AND USABLE ON CODES (UOC)  | QTY |
| 30       | PFFZZ    | 2540-01-392-6593 | 27182 | S8522RAXCRKT  | . PARTS KIT,REGULATOR . . . . .  | 1   |
| 31       | PAFZZ    | 5305-01-372-2565 | 27182 | BZ-223024     | . . SCREW,MACHINE . . . . .  | 1   |
| 32       | PAFZZ    | 5340-01-368-1370 | 27182 | S85DCHXXZNXX  | . . HANDLE,MANUAL CONTR . . . . .  | 1   |
| 33       | PAFZZ    | 5310-01-372-2289 | 27182 | 323014        | . . WASHER,SHOULDERED . . . . .  | 1   |
| 34       | PFFZZ    | 5340-01-158-6318 | 45152 | 126895B       | . COVER,ACCESS . . . . .   | 1   |
| 35       | PAFZZ    | 5305-01-352-2019 | 45152 | 1756830       | . SCREW,ASSEMBLED WAS 10-24 X 1/2  | 4   |
| 36       | PFFZZ    | 5305-00-285-5295 | 19207 | 454787        | . SCREW,ASSEMBLED WAS<br>#10-32 X 1/2 . . . . .                                      | 14  |
| 37       | PFFZZ    | 2510-01-355-6575 | 45152 | 1788660W      | . PANEL,INTERIOR,VEHI. . . . .   | 1   |
| 38       | PAFZZ    | 5305-01-133-2114 | 45152 | 1778HX        | . SCREW,MACHINE 1/4-20 X 1/2 . . . . .   | 4   |
| 39       | PFFZZ    | 5340-01-168-7285 | 27182 | 3200-PRIMER   | . HANDLE,BOW . . . . .   | 1   |
| 40       | PAFZZ    | 5330-01-155-1938 | 45152 | 126890A       | . RUBBER STRIP . . . . .   | 2   |
| 41       | PAFZZ    | 5305-01-355-2613 | 45152 | 1785250       | . SCREW,ASSEMBLED WAS 10-24 X 3/4  | 6   |
| 42       | PAFZZ    | 5325-01-411-0066 | 78276 | ALS4-1024-130 | . INSERT,SCREW THREAD 10-24. . . . .   | 8   |
| 43       | PAFZZ    | 5325-01-394-2414 | 78276 | ALS7-420-165  | . INSERT,SCREW THREAD 1/4-20 . . . . .   | 6   |
| 44       | MFFZZ    |                  | 45152 | 26987AX-136   | . TAPE MAKE FROM P/N 4508 3/4<br>IN.,CAGE 52152,APPROX 136 IN. LG. . .               | 1   |
| 45       | MFFZZ    |                  | 45152 | 3152179-19    | . RUBBER SEAL MAKE FROM P/N<br>MB284-20004,CAGE 34623,APPROX<br>19 IN. LG. . . . .   | 2   |
| 46       | PAFZZ    | 2510-01-157-6910 | 45152 | 126894C       | . WINDOW,VEHICULAR . . . . .   | 1   |
| 47       | MFFZZ    |                  | 45152 | 4TC-23        | . RUBBER,STRIP MAKE FROM P/N<br>70-17-30, CAGE 98882,APPROX 23 IN.<br>LG. . . . .    | 1   |
| 48       | PAFZZ    | 5325-01-414-7133 | 78276 | ALS7-1024-225 | . INSERT,SCREW THREAD 10-24. . . . .   | 2   |
| 49       | PFFZZ    | 2540-01-155-5836 | 45152 | 126916B       | . CHANNEL,LIFT,VEHICL . . . . .  | 1   |
| 50       | MFFZZ    |                  | 04664 | 3152179-25    | . RUBBER SEAL MAKE FROM P/N<br>MB284A-20004,CAGE 34623,APPROX<br>25 IN. LG. . . . .  | 1   |
| 51       | PBFFF    | 2510-01-354-4366 | 45152 | 1788740U      | DOOR,VEHICULAR . . . . .   | 1   |
| 52       | PAFZZ    | 5305-00-984-6210 | 80205 | MS35206-263   | . SCREW,MACHINE 10-14 X 1/2 . . . . .  | 16  |
| 53       | PFFZZ    | 2510-01-417-4865 | 63708 | 64-7909-1     | . VENT WING ASSEMBLY,. . . . .   | 1   |
| 54       | PAFZZ    | 5330-00-770-0707 | 45152 | 59745AX       | . SEAL,NONMETALLIC ST. . . . .   | 1   |
| 55       | PFFZZ    | 9340-01-151-9132 | 45152 | 126893B       | . WINDOW,OBSERVATION . . . . .   | 1   |
| 56       | MFFZZ    |                  | 45152 | 59747AX-55    | . SEAL,NONMETALLIC MAKE FROM<br>P/N 101-2203,CAGE 55899,APPROX<br>55 IN. LG. . . . . | 1   |
| 57       | PFFZZ    | 2510-01-354-1289 | 45152 | 1788720W      | . FRAME SECTION,STRUC. . . . .   | 1   |
| 58       | PAFZZ    | 5310-00-208-1918 | 88044 | AN365-1024A   | . NUT,SELF-LOCKING 10-24 . . . . .   | 14  |
| 59       | PFFZZ    | 2540-01-155-5836 | 45152 | 126916B       | . CHANNEL,LIFT,VEHICL . . . . .  | 1   |
| 60       | PAFZZ    | 5325-01-394-2414 | 78276 | ALS7-420-165  | . INSERT,SCREW THREAD 1/4-20 . . . . .   | 6   |
| 61       | PAFZZ    | 2510-01-157-6910 | 45152 | 126894C       | . WINDOW,VEHICULAR . . . . .   | 1   |



| (1)      | (2)      | (3)              | (4)   | (5)           | (6)  | (7) |
|----------|----------|------------------|-------|---------------|--|-----|
| ITEM NO. | SMR CODE | NSN              | CAGEC | PART NUMBER   | DESCRIPTION AND USABLE ON CODES (UOC)                                      | QTY |
| 62       | MFFZZ    |                  | 04664 | 3152179-25    | . RUBBER SEAL MAKE FROM P/N MB284A-20004,CAGE 34623,APPROX 25 IN. LG. .... | 1   |
| 63       | MFFZZ    |                  | 45152 | 3152179-19    | . RUBBER SEAL MAKE FROM P/N MB284A-20004,CAGE 34623,APPROX 19 IN. LG. .... | 2   |
| 64       | MFFZZ    |                  | 45152 | 4TC-23        | . RUBBER,STRIP MAKE FROM P/N 70-17-30, CAGE 98882,APPROX 23 IN. LG. ....   | 1   |
| 65       | MFFZZ    |                  | 45152 | 26987AX-136   | . TAPE MAKE FROM P/N 4508 3/4 IN.,CAGE 52152,APPROX 136 IN. LG. . .        | 1   |
| 66       | PAFZZ    | 5325-01-411-0066 | 78276 | ALS4-1024-130 | . INSERT,SCREW THREAD 10-24 . . . . .                                      | 8   |
| 67       | PAFZZ    | 5325-01-414-7133 | 78276 | ALS7-1024-225 | . INSERT,SCREW THREAD 10-24 . . . . .                                      | 2   |
| 68       | PAFZZ    | 5305-01-355-2613 | 45152 | 1785250       | . SCREW,ASSEMBLED WAS 10-24 X 3/4  | 6   |
| 69       | PAFZZ    | 2540-01-254-5624 | 27182 | 8522LH        | . REGULATOR,VEHICLE W . . . . .  | 1   |
| 70       | PAFZZ    | 5310-01-372-2289 | 27182 | 323014        | . WASHER,SHOULDERED . . . . .  | 1   |
| 71       | PAFZZ    | 5340-01-368-1370 | 27182 | S85DCHXXZNXX  | . . HANDLE,MANUAL CONTR. ....  | 1   |
| 72       | PAFZZ    | 5305-01-372-2565 | 27182 | BZ-223024     | . . SCREW,MACHINE . . . . .  | 1   |
| 73       | PAFZZ    | 5330-01-155-1938 | 45152 | 126890A       | . RUBBER STRIP. . . . .  | 2   |
| 74       | PFFZZ    | 5340-01-168-7285 | 27182 | 3200-PRIMER   | . HANDLE,BOW. . . . .  | 1   |
| 75       | PAFZZ    | 5305-01-133-2114 | 45152 | 1778HX        | . SCREW,MACHINE 1/4-20 X 1/2 . . . . .                                     | 4   |
| 76       | PFFZZ    | 2510-01-484-7334 | 45152 | 1788680W      | . PANEL,INTERIOR,VEHI . . . . .  | 1   |
| 77       | PFFZZ    | 5305-00-285-5295 | 19207 | 454787        | . SCREW,ASSEMBLED WAS #10-32 X 1/2. . . . .                                | 14  |
| 78       | PAFZZ    | 5325-01-420-3005 | 78276 | ALS7-1032-130 | . INSERT,SCREW THREAD 10-32 . . . . .                                      | 18  |
| 79       | PFFZZ    | 5305-01-352-2019 | 45152 | 1756830       | . SCREW,ASSEMBLED WAS 10-24 X 1/2  | 4   |
| 80       | PFFZZ    | 5340-01-158-6318 | 45152 | 126895B       | . COVER,ACCESS. . . . .  | 1   |
| 81       | MFFZZ    |                  | 45152 | 3152179-37    | . RUBBER SEAL MAKE FROM P/N MB284A-20004,CAGE 34623,APPROX 37 IN. LG. .... | 1   |
| 82       | PAFZZ    | 5305-00-088-8332 | 80205 | MS35190-272   | . SCREW,MACHINE 10-24 X 5/8. . . . .                                       | 2   |
| 83       | PFFZZ    | 3020-01-152-7912 | 19220 | 4968-55RH     | . PULLEY,GROOVE . . . . .  | 1   |
| 84       | PAFZZ    | 4010-01-155-2611 | 45152 | 1354520       | . WIRE ROPE ASSEMBLY, . . . . .  | 1   |
| 85       | PFFZZ    | 3020-01-152-7912 | 19220 | 4968-55RH     | . PULLEY,GROOVE . . . . .  | 1   |
| 86       | PFFZZ    | 5340-00-530-5353 | 88044 | AN665-21R     | . CLEVIS,ROD END . . . . .   | 1   |
| 87       | PAFZZ    | 5315-00-187-9549 | 80205 | MS24665-418   | . . PIN,COTTER . . . . .   | 1   |
| 88       | PFFZZ    | 2540-01-392-2329 | 70523 | 48551         | . HANDLE,DOOR,VEHICUL . . . . .  | 1   |
| 89       | PAFZZ    | 5315-00-187-9549 | 80205 | MS24665-418   | . . PIN,COTTER . . . . .   | 1   |
| 90       | PFFZZ    | 5306-01-407-7188 | 45152 | 2031980       | . ROD,THREADED END . . . . .   | 1   |
| 91       | PAFZZ    | 5340-01-289-2201 | 45152 | 126904B       | . HANDLE,DOOR. . . . .   | 1   |
| 92       | PAFZZ    | 2540-01-517-3432 | 04664 | 1370476       | . CYLINDER,LOCK,VEHIC . . . . .  | 1   |
| 93       | PAFZZ    | 5310-01-194-3014 | 45152 | 1369HX1       | . NUT,PLAIN,HEXAGON 10-32 . . . . .  | 2   |

| (1)      | (2)      | (3)              | (4)   | (5)             | (6)  | (7) |
|----------|----------|------------------|-------|-----------------|--|-----|
| ITEM NO. | SMR CODE | NSN              | CAGEC | PART NUMBER     | DESCRIPTION AND USABLE ON CODES (UOC)  | QTY |
| 94       | PAFZZ    | 5306-01-158-6232 | 45152 | 1362300         | . BOLT,MACHINE 5/16-24 X 1 1/4 . . . . .   | 3   |
| 95       | PFFZZ    | 2540-01-151-6209 | 19220 | 400-L           | . CYLINDER,LOCK,VEHIC. . . . .   | 1   |
| 96       | PFFZZ    | 5360-01-155-4565 | 45152 | 1321570         | . SPRING,HELICAL,EXTE . . . . .  | 1   |
| 97       | PFFZZ    | 5365-01-156-4160 | 45152 | 1334130         | . SPACER,PLATE. . . . .  | 2   |
| 98       | PFFZZ    | 2510-00-116-0458 | 98882 | 70-7-9          | . DOVE TAIL . . . . .  | 1   |
| 99       | PAFZZ    | 5305-01-353-8322 | 45152 | 1365320         | . SCREW,MACHINE #10-32 X 1/2 . . . . .   | 4   |
| 100      | MFFZZ    |                  | 45152 | 26927AX-26      | . WEATHER STRIP MAKE FROM P/N<br>26927AX,CAGE 45152,APPROX 26 IN.<br>LG. . . . . | 1   |
| 101      | PAFZZ    | 5305-01-157-5624 | 45152 | 1324510         | SCREW,TAPPING 5/16-18 X 3/4 . . . . .  | 4   |
| 102      | PAFZZ    | 2510-01-152-7768 | 45152 | 1341040         | STRAP,DOOR CHECK,VE. . . . .   | 2   |
| 103      | PAFZZ    | 5365-01-160-4736 | 45152 | 1348960         | SPACER,PLATE. . . . .  | 2   |
| 104      | PAFZZ    | 5310-00-883-9417 | 80205 | MS35338-158     | WASHER,LOCK 1/4 . . . . .  | 38  |
| 105      | PAFZZ    | 5306-01-156-8678 | 4R119 | SPLE101D05      | BOLT,MACHINE . . . . .   | 46  |
| 106      | PBFZZ    | 2510-01-355-0542 | 45152 | 1788750         | HINGE,DOOR,VEHICULA . . . . .  | 2   |
| 107      | PAFZZ    | 5305-00-225-3843 | 80204 | B1821BH025C100N | SCREW,CAP,HEXAGON HEAD,<br>1/4-20 X 1. . . . .                                   | 4   |
| 108      | PAFZZ    | 5310-01-066-6759 | 56878 | 21NE-040        | NUT,SELF-LOCKING 1/4-20 NC . . . . .   | 4   |
| 109      | PAFZZ    | 5310-01-161-9123 | 45152 | 1334320         | NUT,PLAIN,EXTENDED WASHER . . . . .  | 2   |
| 110      | PAFZZ    | 5315-01-152-7769 | 19220 | 400-52          | PIN,STRIKER ASSEMBL . . . . .  | 2   |
| 111      | PAFZZ    | 2510-01-039-4396 | 98882 | 70-7-1          | GUIDE,DOVETALE,MALE . . . . .  | 2   |
| 112      | PAFZZ    | 5305-00-068-0502 | 80205 | MS90725-6       | SCREW,CAP,HEXAGON 1/4-20 X 3/4 . . . . .   | 9   |

END OF FIGURE

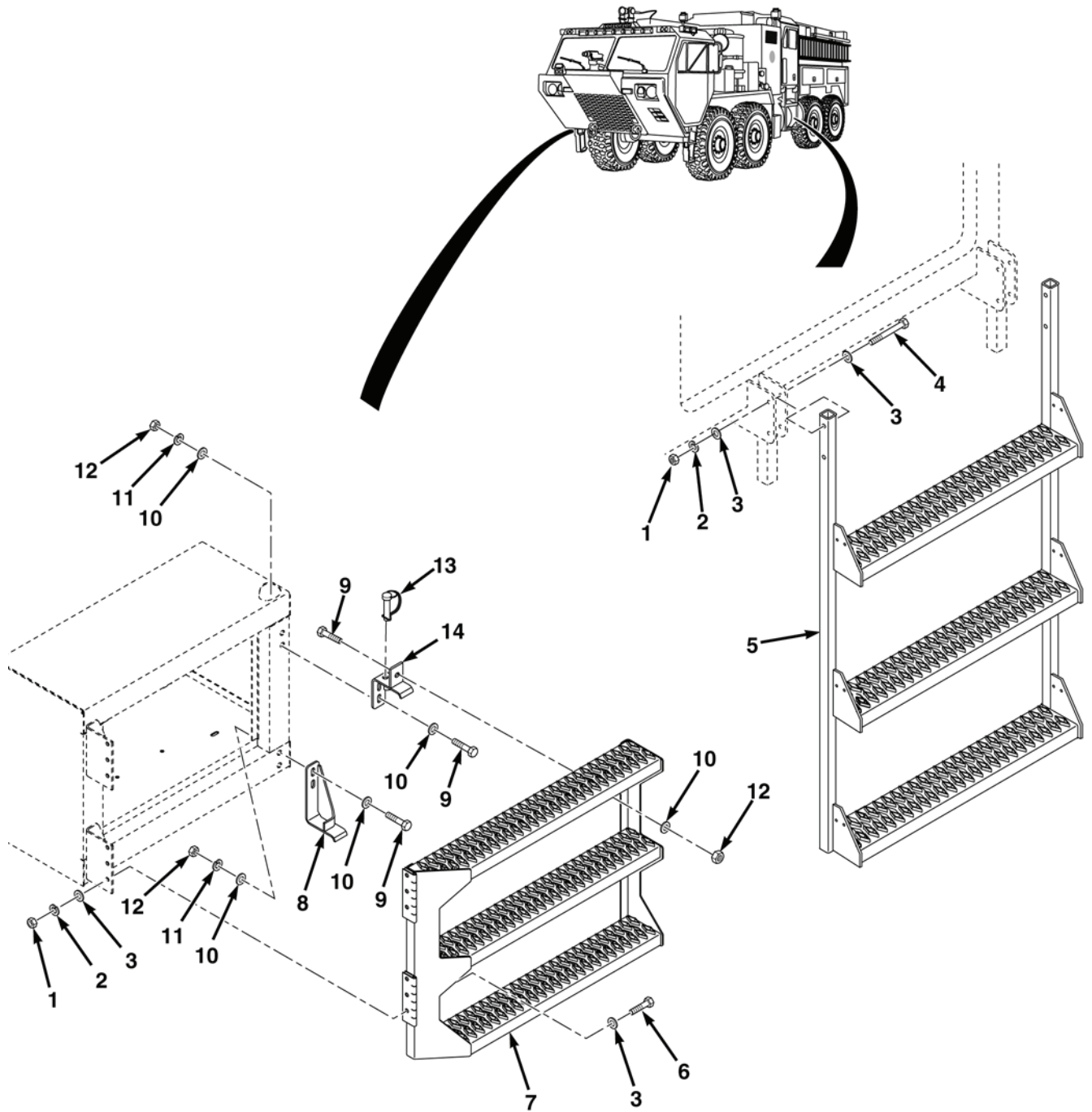


FIG. 120 PERSONEL CAB AND CREW CAB LADDER INSTALLATION (SHEET 1 OF 2)

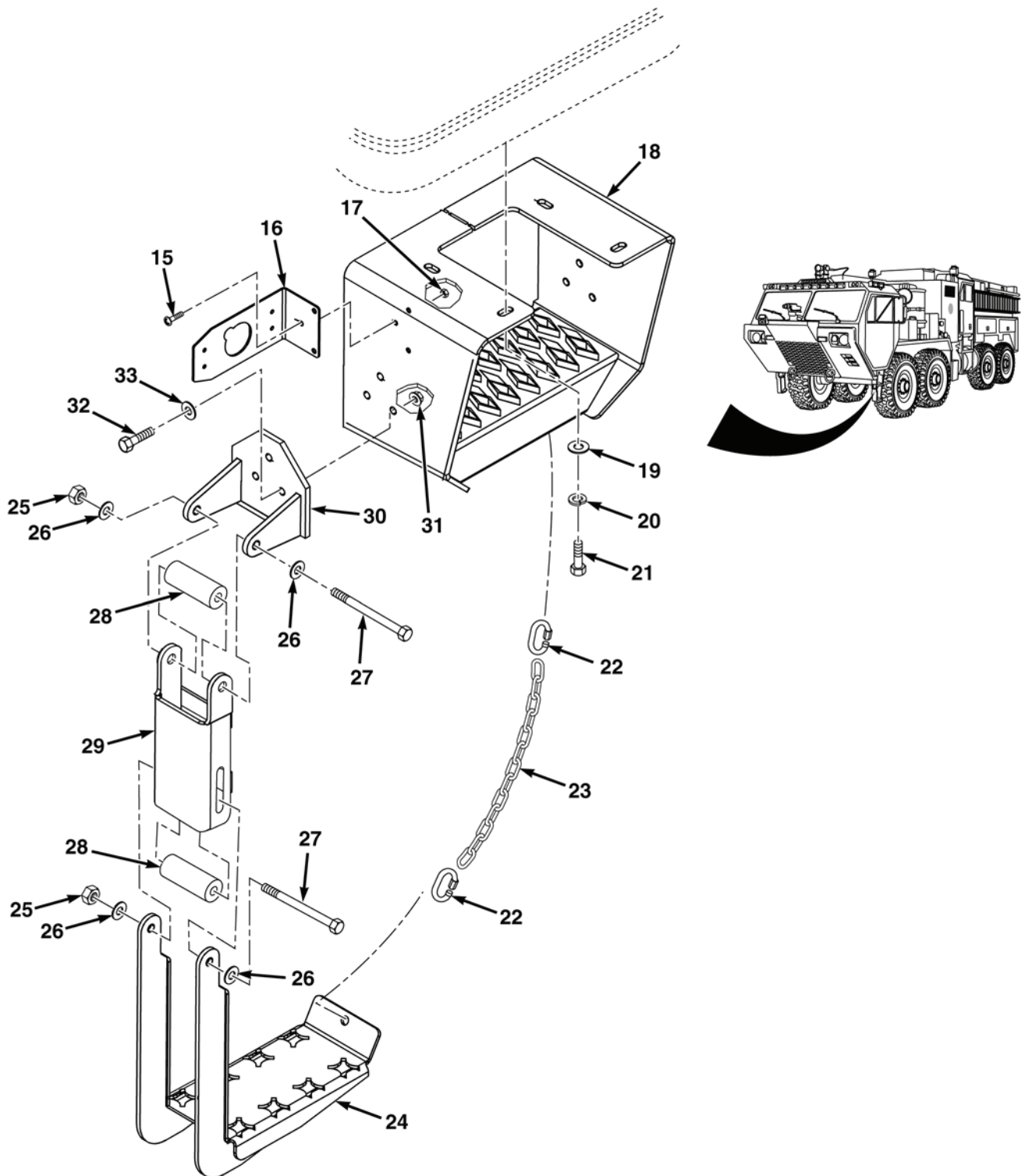


FIG. 120 PERSONEL CAB AND CREW CAB LADDER INSTALLATION (SHEET 2 OF 2)

| (1)      | (2)      | (3)              | (4)   | (5)             | (6)   | (7) |
|----------|----------|------------------|-------|-----------------|---|-----|
| ITEM NO. | SMR CODE | NSN              | CAGEC | PART NUMBER     | DESCRIPTION AND USABLE ON CODES (UOC)   | QTY |
|          |          |                  |       |                 | GROUP 7635 SPECIAL PURPOSE BODY<br>FIG. 120 PERSONEL CAB AND CREW CAB LADDER INSTALLATION |     |
| 1        | PAFZZ    | 5310-00-903-1524 | 96906 | MS51972-3       | NUT,PLAIN,HEXAGON 3/8-24.....   | 16  |
| 2        | PAFZZ    | 5310-00-926-5877 | 96906 | MS35338-160     | WASHER,LOCK 3/8.....  | 16  |
| 3        | PAFZZ    | 5310-00-087-7493 | 96906 | MS27183-13      | WASHER,FLAT 3/8.....  | 32  |
| 4        | PAFZZ    | 5305-00-591-9257 | 80205 | MS35308-367     | SCREW,CAP,HEXAGON HEAD,<br>3/8-24 X 2 1/4.....  | 4   |
| 5        | PAFZZ    |                  | 04664 | 1136140         | LADDER ASSEMBLY.....  | 1   |
| 6        | PAFZZ    | 5305-00-680-4262 | 80205 | MS35308-360     | SCREW,CAP,HEXAGON HEAD,<br>3/8-24 X 1.....  | 12  |
| 7        | PAFZZ    |                  | 04664 | 1136148         | LADDER ASSEMBLY.....  | 1   |
| 8        | PFFZZ    |                  | 04664 | 1368508         | BRACKET,SUPPORT LADDER,BOTTOM   | 1   |
| 9        | PAFZZ    | 5305-00-716-7356 | 80204 | B1821BH056C125N | SCREW,CAP,HEXAGON HEAD,<br>9/16-12 X 1 1/4.....   | 4   |
| 10       | PAFZZ    | 5310-00-809-3079 | 96906 | MS27183-19      | WASHER,FLAT 9/16.....   | 8   |
| 11       | PAFZZ    | 5310-00-454-0351 | 80205 | MS35338-114     | WASHER,LOCK 1 1/2.....  | 4   |
| 12       | PAFZZ    | 5310-00-763-8913 | 96906 | MS51967-17      | NUT,PLAIN,HEXAGON 9/16-12.....  | 4   |
| 13       | PAFZZ    | 5315-01-534-6779 | 39428 | 98416A012       | PIN,STRAIGHT,HEADED 1/4 X 1 3/4 ...   | 1   |
| 14       | PFFZZ    |                  | 04664 | 1368496         | BRACKET,SUPPORT LADDER,TOP ...  | 1   |
| 15       | PAFZZ    | 5305-01-517-3710 | 92858 | 9958.0001       | SCREW,MACHINE 10-24 X .50.....  | 4   |
| 16       | PFFZZ    |                  | 04664 | 1533527         | BRACKET,MARKER.....   | 2   |
| 17       | PAFZZ    | 5310-00-208-1918 | 88044 | AN365-1024A     | NUT,SELF-LOCKING 10-24.....   | 4   |
| 18       | PFFZZ    |                  | 04664 | 1534666         | STEP ASSEMBLY.....  | 2   |
| 19       | PAFZZ    | 5310-00-809-3078 | 96906 | MS27183-11      | WASHER,FLAT .312.....   | 8   |
| 20       | PAFZZ    | 5310-00-933-8122 | 96906 | MS35338-159     | WASHER,LOCK .312.....   | 8   |
| 21       | PAFZZ    | 5305-01-082-0049 | 11939 | 93543216        | SCREW,CAP,HEX HEAD .312-18 X 1...   | 8   |
| 22       | PAFZZ    | 4010-01-396-9451 | 45152 | 2052620         | LINK,CHAIN,DETACHAB.....  | 4   |
| 23       | PAFZZ    |                  | 04664 | 1534833         | CHAIN 9" X .38 LINK.....  | 4   |
| 24       | PFFZZ    |                  | 04664 | 1533715         | STEP,SWING.....   | 4   |
| 25       | PAFZZ    | 5310-01-477-8639 | 39428 | 90640A131       | NUT,SELF-LOCKING .375-16 UNC.....   | 4   |
| 26       | PAFZZ    | 5310-01-517-4812 | 04664 | 82-1013-008     | WASHER,FLAT .375.....   | 8   |
| 27       | PAFZZ    | 5305-01-485-6333 | 45152 | 2112HX1         | SCREW,CAP,HEX .375-16 X 4.50.....   | 4   |
| 28       | PAFZZ    | 5365-01-357-6257 | 45152 | 1783060         | SPACER,SLEEVE.....  | 4   |
| 29       | PFFZZ    |                  | 04664 | 1533925         | LINK,SWING STEP.....  | 2   |
| 30       | PFFZZ    |                  | 04664 | 1533662         | BRACKET,MOUNTING.....   | 2   |
| 31       | PAFZZ    | 5310-01-466-7850 | 5T389 | H001145         | NUT,SELF-LOCKING .312-18 UNC.....   | 6   |

| (1)           | (2)      | (3)              | (4)   | (5)         | (6)                                    | (7) |
|---------------|----------|------------------|-------|-------------|--|-----|
| ITEM NO.      | SMR CODE | NSN              | CAGEC | PART NUMBER | DESCRIPTION AND USABLE ON CODES (UOC)  | QTY |
| 32            | PAFZZ    | 5305-01-082-0049 | 11939 | 93543216    | SCREW,CAP,HEX HEAD .312-18 X 1 . . . . | 6   |
| 33            | PAFZZ    | 5310-00-809-3078 | 96906 | MS27183-11  | WASHER,FLAT .312 . . . . .             | 6   |
| END OF FIGURE |          |                  |       |             |  |     |



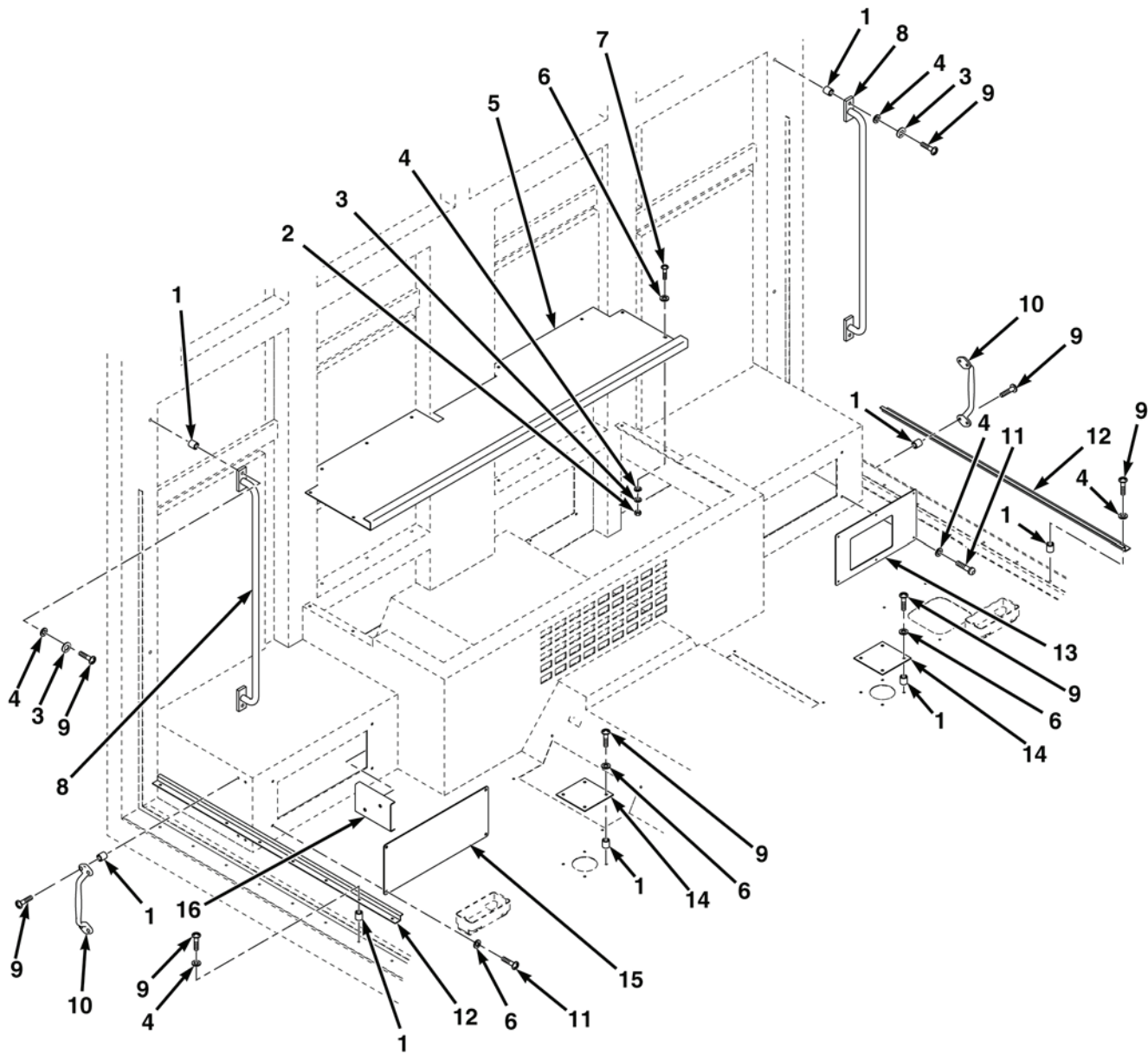


FIG. 121 CREW CAB ASSEMBLY (SHEET 1 OF 3)



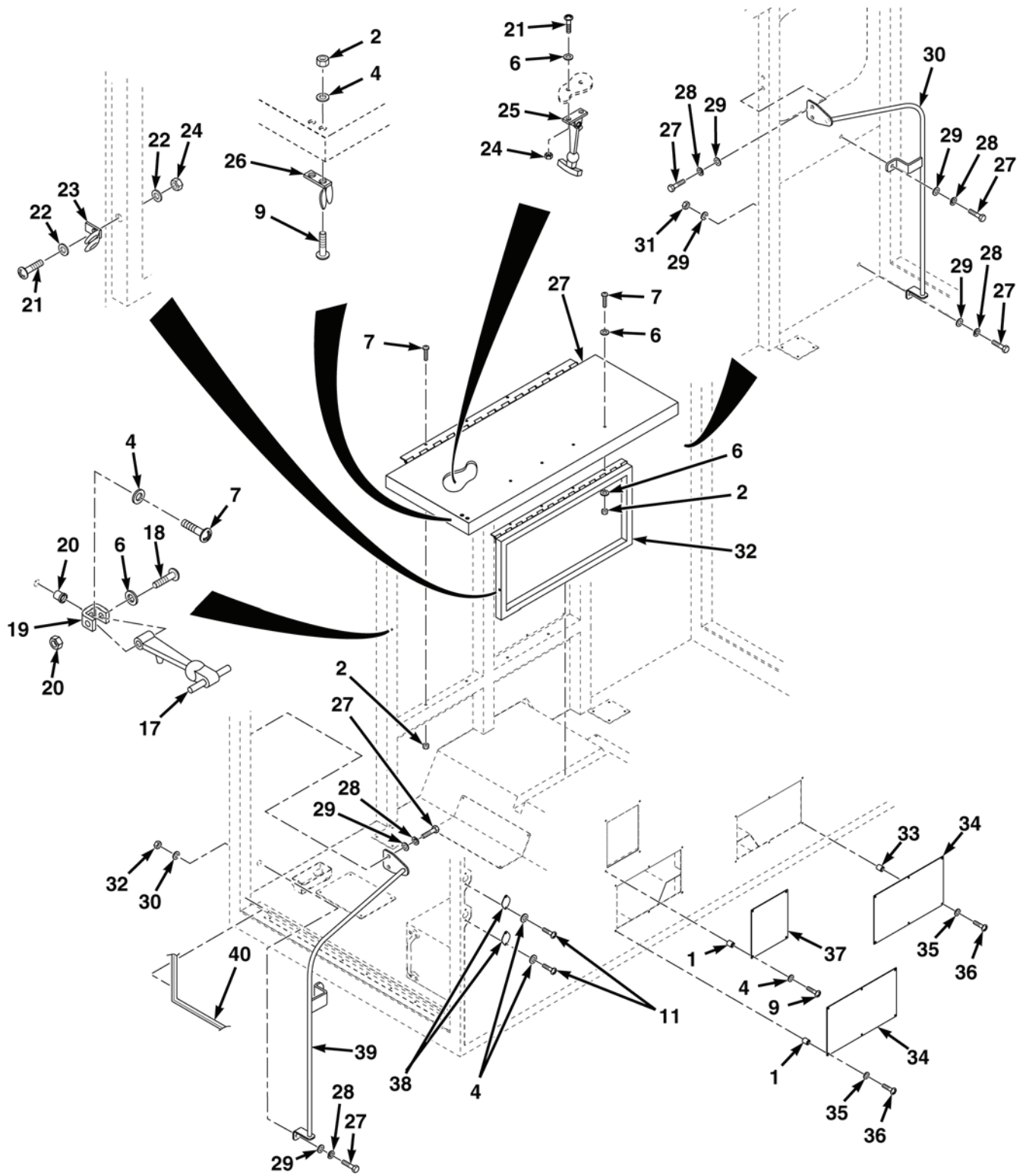


FIG. 121 CREW CAB ASSEMBLY (SHEET 2 OF 3)

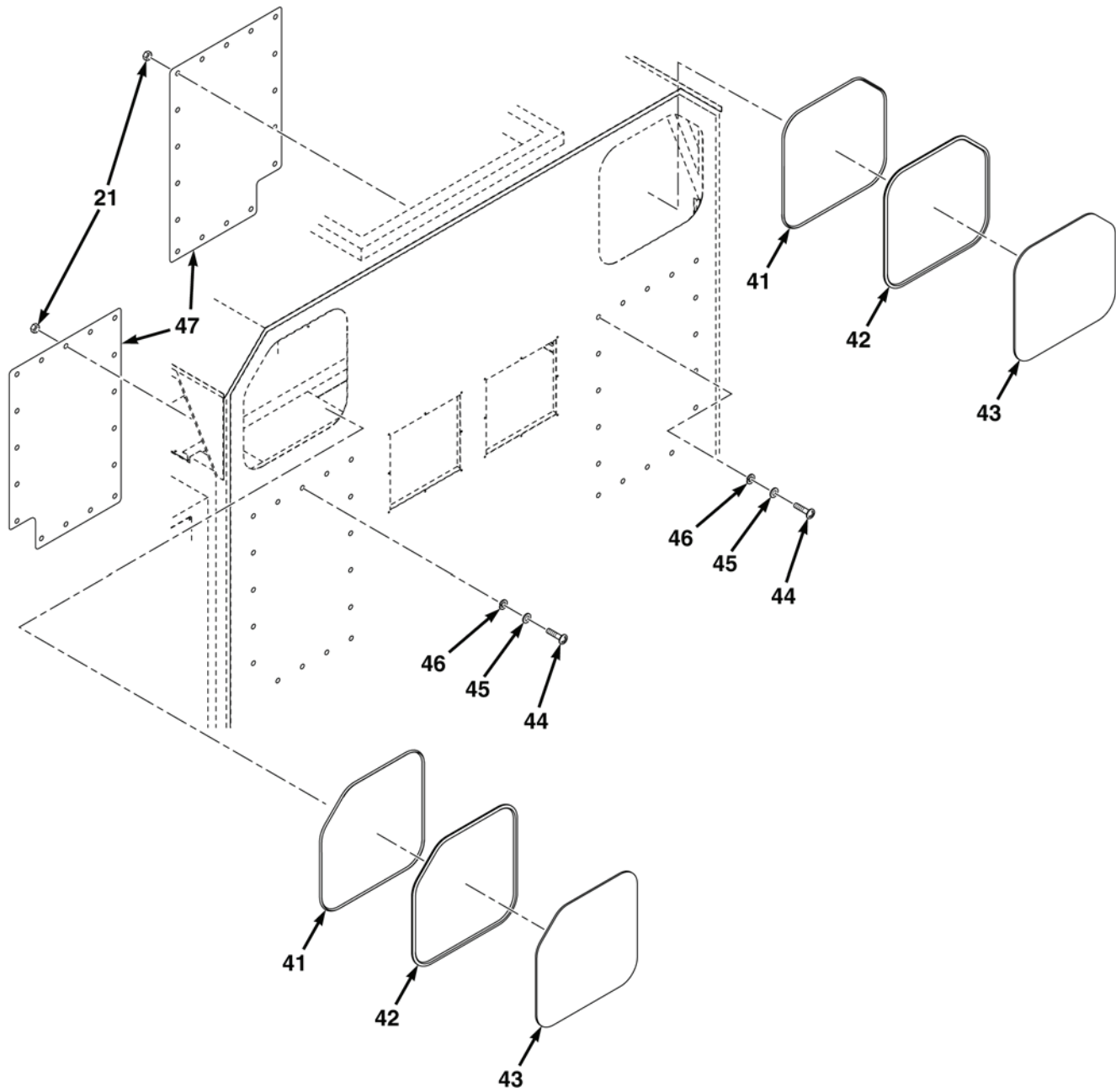


FIG. 121 CREW CAB ASSEMBLY (SHEET 3 OF 3)

| (1)                             | (2)      | (3)              | (4)   | (5)             | (6)  | (7) |
|---------------------------------|----------|------------------|-------|-----------------|--|-----|
| ITEM NO.                        | SMR CODE | NSN              | CAGEC | PART NUMBER     | DESCRIPTION AND USABLE ON CODES (UOC)              | QTY |
| GROUP 7635 SPECIAL PURPOSE BODY |          |                  |       |                 |  |     |
| FIG. 121 CREW CAB ASSEMBLY      |          |                  |       |                 |  |     |
| 1                               | PAFZZ    | 5325-01-411-0066 | 78276 | ALS4-1024-130   | INSERT,SCREW THREAD 10-24 . . . . .                | 61  |
| 2                               | PAFZZ    | 5310-00-208-1918 | 88044 | AN365-1024A     | NUT,SELF-LOCKING 10-24. . . . .                    | 16  |
| 3                               | PAFZZ    | 5310-00-045-3296 | 80205 | MS35338-43      | WASHER,LOCK 10 . . . . .                           | 10  |
| 4                               | PAFZZ    | 5310-00-765-3197 | 96906 | MS27183-41      | WASHER,FLAT 10 . . . . .                           | 54  |
| 5                               | PFFZZ    |                  | 04664 | 1136249         | COVER,SEAT BOX A/C DUCT . . . . .                  | 1   |
| 6                               | PAFZZ    | 5310-00-809-3079 | 96906 | MS27183-19      | WASHER,FLAT NO. 10 . . . . .                       | 32  |
| 7                               | PAFZZ    | 5305-00-050-9226 | 96906 | MS51957-60      | SCREW,MACHINE 10-24 X 0.3125. . . . .              | 15  |
| 8                               | PAFZZ    |                  | 04664 | 1186201         | HANDRAIL ASSEMBLY. . . . .                         | 2   |
| 9                               | PAFZZ    | 5305-00-050-9231 | 96906 | MS51957-65      | SCREW,MACHINE 10-24 X .75 (SS). . . . .            | 82  |
| 10                              | PAFZZ    | 5340-01-517-6651 | 04664 | 1180392         | HANDLE,BOW . . . . .                               | 2   |
| 11                              | PAFZZ    | 5305-00-057-9621 | 96906 | MS21207-10-24   | SCREW,TAPPING 10-24 . . . . .                      | 14  |
| 12                              | PFFZZ    |                  | 04664 | 1136245         | PLATE,PROTECTOR FLOOR SEAL. . . . .                | 2   |
| 13                              | PAFZZ    |                  | 04664 | 1341238         | COVER PLATE,BATTERY . . . . .                      | 1   |
| 14                              | PFFZZ    |                  | 04664 | 1136234         | PLATE,COVER,FLOOR ROUND HOLE . . . . .             | 2   |
| 15                              | PFFZZ    |                  | 04664 | 1136233         | PLATE,COVER SEAT BOX . . . . .                     | 1   |
| 16                              | PFFZZ    |                  | 04664 | 1347678         | BRACKET,MOUNTING RECEPTACLE . . . . .              | 1   |
| 17                              | PAFZZ    | 2540-01-152-7764 | 64386 | 67D794          | LATCH,HOOD . . . . .                               | 2   |
| 18                              | PAFZZ    | 5305-00-071-2086 | 96906 | MS51957-86      | SCREW,MACHINE 1/4-20 X 1 3/4. . . . .              | 4   |
| 19                              | PAFZZ    | 5340-01-156-6776 | 64386 | 277A801CP       | STRAP,RETAINING . . . . .                          | 2   |
| 20                              | PAFZZ    | 5310-01-066-6759 | 56878 | 21NE-040        | NUT,SELF-LOCKING 1/4-20 NC . . . . .               | 35  |
| 21                              | PAFZZ    | 5305-00-984-4992 | 80205 | MS35206-232     | SCREW,MACHINE 6-32 X .75. . . . .                  | 5   |
| 22                              | PAFZZ    | 5310-00-983-8483 | 96906 | MS27183-5       | WASHER,FLAT NO. 6 . . . . .                        | 4   |
| 23                              | PFFZZ    | 2590-01-517-2878 | 04664 | 1331040         | BRACKET,VEHICULAR C . . . . .                      | 2   |
| 24                              | PAFZZ    | 5310-01-239-9412 | 39428 | 90101A007       | NUT,PLAIN,HEXAGON 6-32 . . . . .                   | 4   |
| 25                              | PAFZZ    | 2590-01-133-7630 | 27182 | 35-S            | LATCH,HOOD SPRING LOADED . . . . .                 | 2   |
| 26                              | PFFZZ    |                  | 04664 | 1136222         | PLATFORM ASSEMBLY OPERATOR. . . . .                | 1   |
| 27                              | PAFZZ    | 5305-00-781-3926 | 80204 | B1821BH038C275N | SCREW,CAP,HEXAGON HEAD,<br>3/8-16 X 2 3/4. . . . . | 6   |
| 28                              | PAFZZ    | 5310-00-926-5877 | 96906 | MS35338-160     | WASHER,LOCK 3/8. . . . .                           | 6   |
| 29                              | PAFZZ    | 5310-00-087-7493 | 96906 | MS27183-13      | WASHER,FLAT 3/8 . . . . .                          | 12  |
| 30                              | PAFZZ    |                  | 04664 | 1084401         | HANDRAIL,RH ACCESS. . . . .                        | 1   |
| 31                              | PAFZZ    | 5310-01-054-4644 | 06032 | 2100-0123-001   | NUT,PLAIN,HEXAGON 3/8-16. . . . .                  | 6   |
| 32                              | PAFZZ    | 5325-01-395-1247 | 78276 | ALS4-420-260    | INSERT,SCREW THREAD .25-20 . . . . .               | 10  |

| (1)      | (2)      | (3)              | (4)   | (5)             | (6)   | (7) |
|----------|----------|------------------|-------|-----------------|---|-----|
| ITEM NO. | SMR CODE | NSN              | CAGEC | PART NUMBER     | DESCRIPTION AND USABLE ON CODES (UOC)   | QTY |
| 33       | PAFZZ    | 2510-01-517-3712 | 04664 | 1136217         | FRAME,STRUCTURAL,VE OPERATORS PLATFORM . . . . .                                | 1   |
| 34       | PFFZZ    |                  | 04664 | 1218731         | PLATE,COVER,REAR WA. . . . .  | 2   |
| 35       | PAFZZ    | 5310-00-823-8804 | 96906 | MS27183-9       | WASHER,FLAT 1/4 . . . . .   | 14  |
| 36       | PAFZZ    | 5305-00-082-6721 | 96906 | MS51957-81      | SCREW,MACHINE 1/4-20 X 3/4 . . . . .  | 12  |
| 37       | PFFZZ    |                  | 04664 | 1136235         | PLATE,COVER,FLOOR SQUARE HOLE   | 1   |
| 38       | PFFZZ    |                  | 04664 | 1136232         | PLATE,COVER STRIKER LATCH . . . . .   | 4   |
| 39       | PAFZZ    |                  | 04664 | 1084395         | HANDRAIL,LH ACCESS . . . . .  | 1   |
| 40       | MFFZZ    |                  | 04664 | 1152258-190     | SEAL,DOOR MAKE FROM P/N 2-0724, CAGE 56329,APPROX 190 IN. LG. . . . .           | 2   |
| 41       | PAFZZ    | 5330-00-770-0707 | 45152 | 59745AX         | SEAL,NONMETALLIC ST. . . . .  | 2   |
| 42       | MFFZZ    |                  | 45152 | 59747AX-82      | SEAL,NONMETALLIC SP MAKE FROM P/N 101-2203,CAGE 55899,APPROX 82 IN. LG. . . . . | 2   |
| 43       | PAFZZ    | 9340-01-152-2686 | 45152 | 123269C         | WINDOW,OBSERVATION CREW CAB. . . . .  | 2   |
| 44       | PAFZZ    | 5305-00-071-2511 | 80204 | B1821BH025C200N | SCREW,CAP,HEXAGON HEAD, 1/4-20 X 2. . . . .                                     | 34  |
| 45       | PAFZZ    | 5310-00-809-3078 | 96906 | MS27183-11      | WASHER,FLAT 5/16 . . . . .  | 34  |
| 46       | PAFZZ    | 5310-00-407-9566 | 80205 | MS35338-45      | WASHER,LOCK 5/16 . . . . .  | 34  |
| 47       | PFFZZ    |                  | 04664 | 1388957         | COVER,ACCESS CREW CAB. . . . .  | 2   |

END OF FIGURE



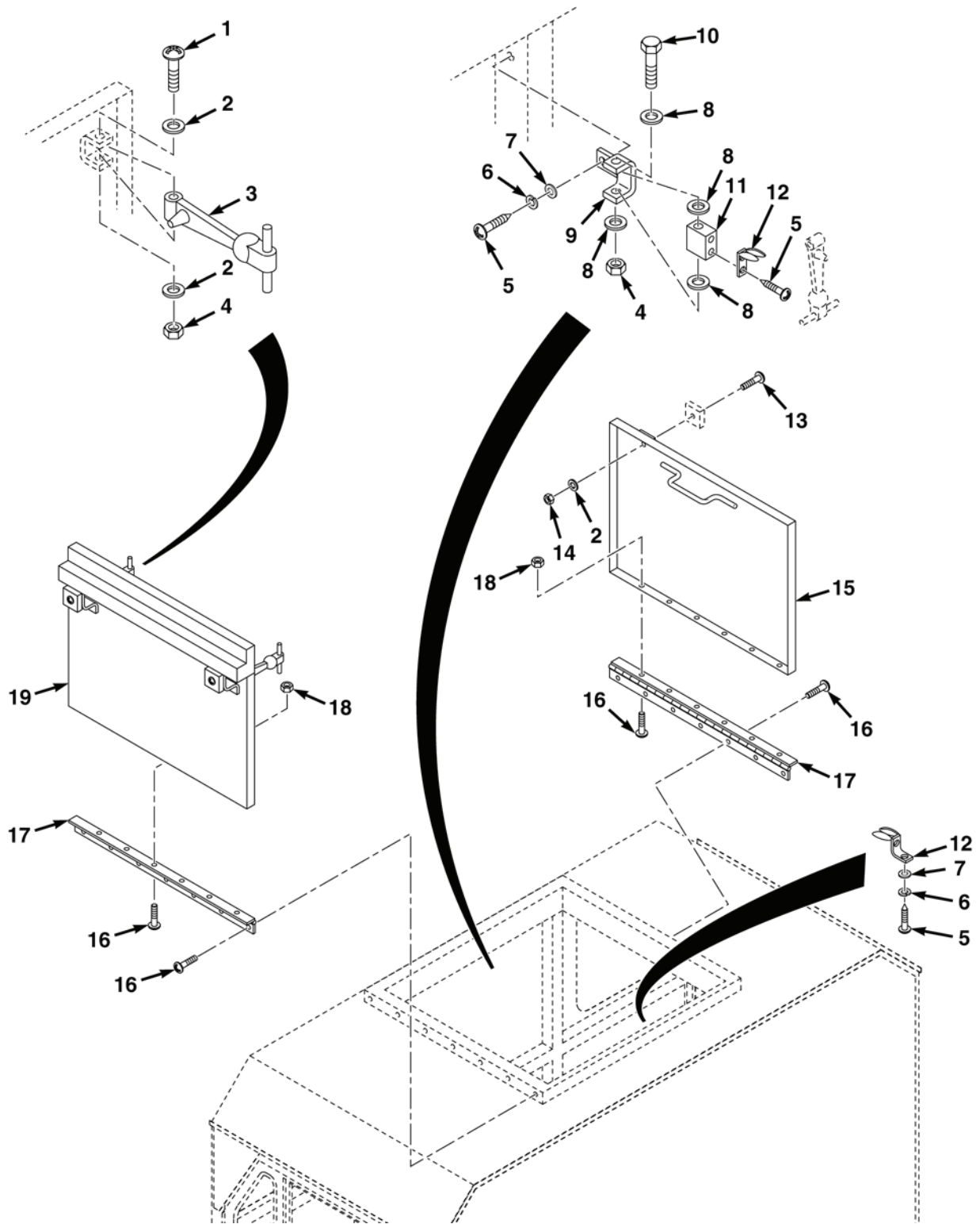


FIG. 122 CREW CAB ROOF HATCH INSTALLATION

| (1)                  | (2)      | (3)              | (4)   | (5)           | (6)                                       | (7) |
|----------------------|----------|------------------|-------|---------------|---|-----|
| ITEM NO.             | SMR CODE | NSN              | CAGEC | PART NUMBER   | DESCRIPTION AND USABLE ON CODES (UOC)     | QTY |
|                      |          |                  |       |               | GROUP 7635 SPECIAL PURPOSE BODY           |     |
|                      |          |                  |       |               | FIG. 122 CREW CAB ROOF HATCH INSTALLATION |     |
| 1                    | PAFZZ    | 5305-00-071-2086 | 96906 | MS51957-86    | SCREW,MACHINE 1/4-20 X 1 3/4 . . . . .    | 2   |
| 2                    | PAFZZ    | 5310-00-950-1403 | 80205 | MS15795-853   | WASHER,FLAT 1/4 . . . . .                 | 6   |
| 3                    | PAFZZ    | 2540-01-152-7764 | 64386 | 67D794        | LATCH,HOOD . . . . .                      | 2   |
| 4                    | PAFZZ    | 5310-01-517-4207 | 81118 | C844-1420     | NUT,SHEET SPRING . . . . .                | 3   |
| 5                    | PAFZZ    | 5305-00-057-9621 | 96906 | MS21207-10-24 | SCREW,TAPPING 10-24 . . . . .             | 3   |
| 6                    | PAFZZ    | 5310-00-045-3296 | 80205 | MS35338-43    | WASHER,LOCK #10 . . . . .                 | 1   |
| 7                    | PAFZZ    | 5310-01-517-4814 | 04664 | 82-1017-002   | WASHER,FLAT . . . . .                     | 2   |
| 8                    | PAFZZ    | 5310-00-765-3197 | 96906 | MS27183-41    | WASHER,FLAT 3/16 . . . . .                | 8   |
| 9                    | PFFZZ    |                  | 04664 | 1341215       | BRACKET,PIVOT,DRAW . . . . .              | 1   |
| 10                   | PAFZZ    | 5305-00-655-6974 | 18876 | 9166186       | SCREW,CAP,HEXAGON H 1/4-20 X 2 1/2        | 1   |
| 11                   | PAFZZ    |                  | 04664 | 1341216       | BLOCK,PIVOT,DRAW LA . . . . .             | 1   |
| 12                   | PFFZZ    | 2590-01-517-2878 | 04664 | 1331040       | BRACKET,VEHICULAR C . . . . .             | 2   |
| 13                   | PAFZZ    | 5305-01-517-3894 | 04664 | 82-2077-0150  | SCREW,TAPPING 5/16-18 X 7/16. . . . .     | 2   |
| 14                   | PAFZZ    | 5310-01-066-6759 | 56878 | 21NE-040      | NUT,SELF-LOCKING 1/4-20 NC . . . . .      | 2   |
| 15                   | PFFZZ    |                  | 04664 | 1340237       | COVER ASSEMBLY,HATC . . . . .             | 1   |
| 16                   | PAFZZ    | 5305-00-984-6207 | 80205 | MS35206-260   | SCREW,MACHINE 10-24 X 5/16. . . . .       | 24  |
| 17                   | PBFZZ    |                  | 04664 | 1322022       | HINGE,CREW CAB HATC . . . . .             | 2   |
| 18                   | PAFZZ    | 5310-01-557-0654 | 0Y3H3 | 1137407       | NUT,PLAIN,HEX 10-24 . . . . .             | 24  |
| 19                   | PFFZZ    |                  | 04664 | 1332034       | COVER ASSY,HATCH LO . . . . .             | 1   |
| <b>END OF FIGURE</b> |          |                  |       |               |   |     |

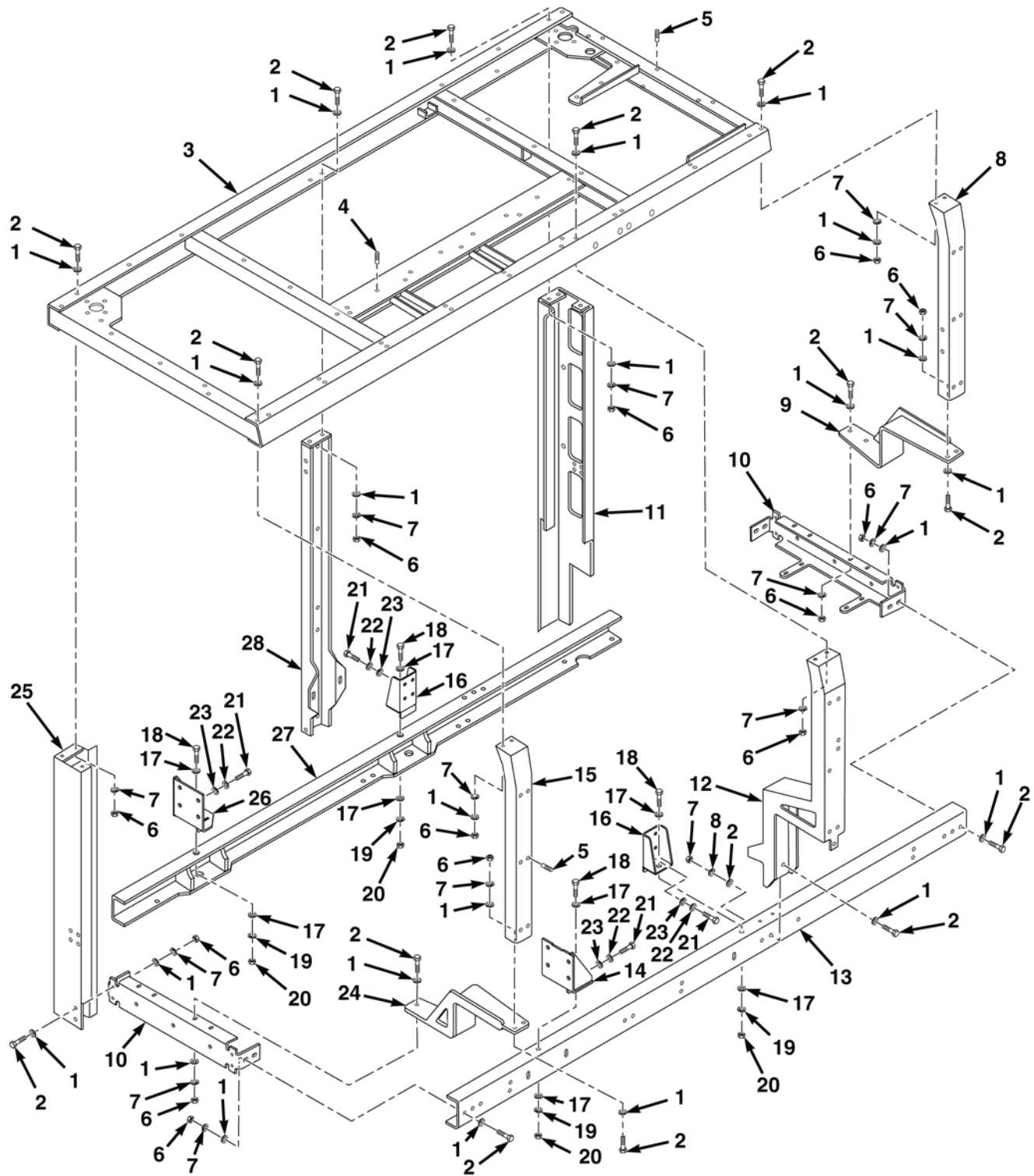


FIG. 123 PUMP HOUSE FRAME ASSEMBLY



| (1)      | (2)      | (3)              | (4)   | (5)             | (6)   | (7) |
|----------|----------|------------------|-------|-----------------|---|-----|
| ITEM NO. | SMR CODE | NSN              | CAGEC | PART NUMBER     | DESCRIPTION AND USABLE ON CODES (UOC)                                 | QTY |
|          |          |                  |       |                 | GROUP 7635 SPECIAL PURPOSE BODY<br>FIG. 123 PUMP HOUSE FRAME ASSEMBLY |     |
| 1        | PAFZZ    | 5310-01-522-6093 | 04664 | 82-1013-0038    | WASHER,FLAT 3/8 . . . . .   | 90  |
| 2        | PAFZZ    | 5305-01-517-2284 | 04664 | 81-0270-125     | SCREW,CAP,HEXAGON HEAD,<br>3/8-16 X 1 1/4. . . . .                    | 41  |
| 3        | PFFZZ    |                  | 04664 | 1330457         | SUPPORT ASSEMBLY,FR . . . . .   | 1   |
| 4        | PAFZZ    | 5325-01-517-2278 | 04664 | 82-0257-0003    | INSERT,SCREW THREAD 1/4-20 . . . . .                                  | 19  |
| 5        | PAFZZ    | 5325-01-517-2270 | 04664 | 82-0257-0002    | INSERT,SCREW THREAD 1/4-20 . . . . .                                  | 109 |
| 6        | PAFZZ    | 5305-00-051-2325 | 80205 | MS51958-94      | SCREW,MACHINE 5/16-24 X 1/20 . . . . .                                | 45  |
| 7        | PAFZZ    | 5310-01-517-9775 | 04664 | 82-1011-0038    | WASHER,SPRING 3/8. . . . .  | 45  |
| 8        | PFFZZ    |                  | 04664 | 1330581         | SUPPORT,TOP FRONT,L PUMPHOUSE   | 1   |
| 9        | PFFZZ    |                  | 04664 | 1334016         | SUPPORT,BODY,FRONT . . . . .  | 1   |
| 10       | PFFZZ    |                  | 04664 | 1333835         | CHANNEL,FORMED . . . . .  | 2   |
| 11       | PFFZZ    |                  | 04664 | 1333270         | CHANNEL,SUPPORT FRONT BODY. . .                                       | 1   |
| 12       | PFFZZ    |                  | 04664 | 1327890         | SUPPORT,FRONT BODY, CENTER<br>FRONT. . . . .                          | 1   |
| 13       | PFFZZ    |                  | 04664 | 1321052         | CHANNEL,MOUNTING,FT DEUTZ<br>MOTOR . . . . .                          | 1   |
| 14       | PAFZZ    |                  | 04664 | 1324587         | ANGLE,MOTOR MTG PS,FRT . . . . .                                      | 1   |
| 15       | PFFZZ    |                  | 04664 | 1357792         | SUPPORT,TOP FRONT,R PUMPHOUSE   | 1   |
| 16       | PAFZZ    |                  | 04664 | 1324581         | ANGLE,MOTOR MTG DS,FRT,RR . . . . .                                   | 2   |
| 17       | PAFZZ    | 5310-00-584-7799 | 80205 | MS15795-822     | WASHER,FLAT .842 . . . . .  | 4   |
| 18       | PAFZZ    | 5305-00-947-4352 | 80204 | B1821BH075C125N | SCREW,CAP,HEXAGON HEAD,<br>3/4-10 X 1 1/4. . . . .                    | 4   |
| 19       | PAFZZ    | 5310-00-584-7888 | 96906 | MS35338-51      | WASHER,LOCK 3/4. . . . .  | 4   |
| 20       | PAFZZ    | 5310-00-763-8922 | 96906 | MS51967-24      | NUT,PLAIN,HEXAGON 3/4-10. . . . .                                     | 4   |
| 21       | PAFZZ    | 5306-01-435-6113 | 80204 | B18234B12030N   | BOLT,MACHINE<br>1.75MM -12.0MM X 30.4MM . . . . .                     | 16  |
| 22       | PAFZZ    | 5310-01-483-7151 | 10237 | 130012-12       | WASHER,FLAT . . . . .   | 16  |
| 23       | PAFZZ    | 5310-01-483-6027 | 10237 | 130014-12       | WASHER,LOCK. . . . .  | 16  |
| 24       | PFFZZ    |                  | 04664 | 1333303         | SUPPORT,FRONT PUMPHOUSE. . . . .                                      | 1   |
| 25       | PFFZZ    |                  | 04664 | 1337798         | CHANNEL,SUPPORT FRONT BODY. . .                                       | 1   |
| 26       | PAFZZ    |                  | 04664 | 1324588         | ANGLE,MOTOR MTG PS,RR . . . . .                                       | 1   |
| 27       | PFFZZ    |                  | 04664 | 1321053         | CHANNEL,MOUNTING,RR DEUTZ<br>MOTOR . . . . .                          | 1   |
| 28       | PFFZZ    |                  | 04664 | 1332874         | CHANNEL,SUPPORT FRONT BODY. . .                                       | 1   |

END OF FIGURE



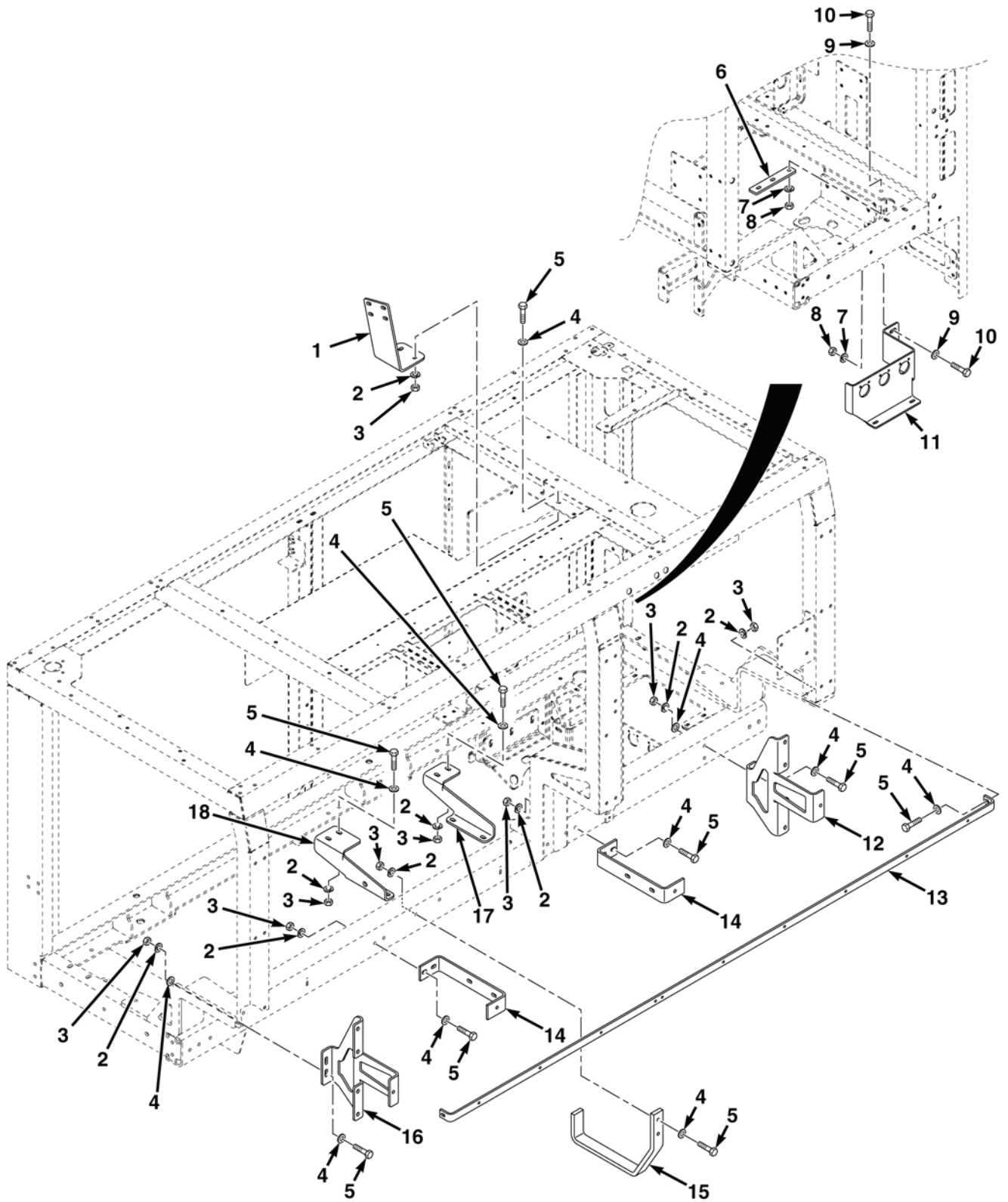


FIG. 124 PUMP HOUSE BRACKETS (SHEET 1 OF 2)

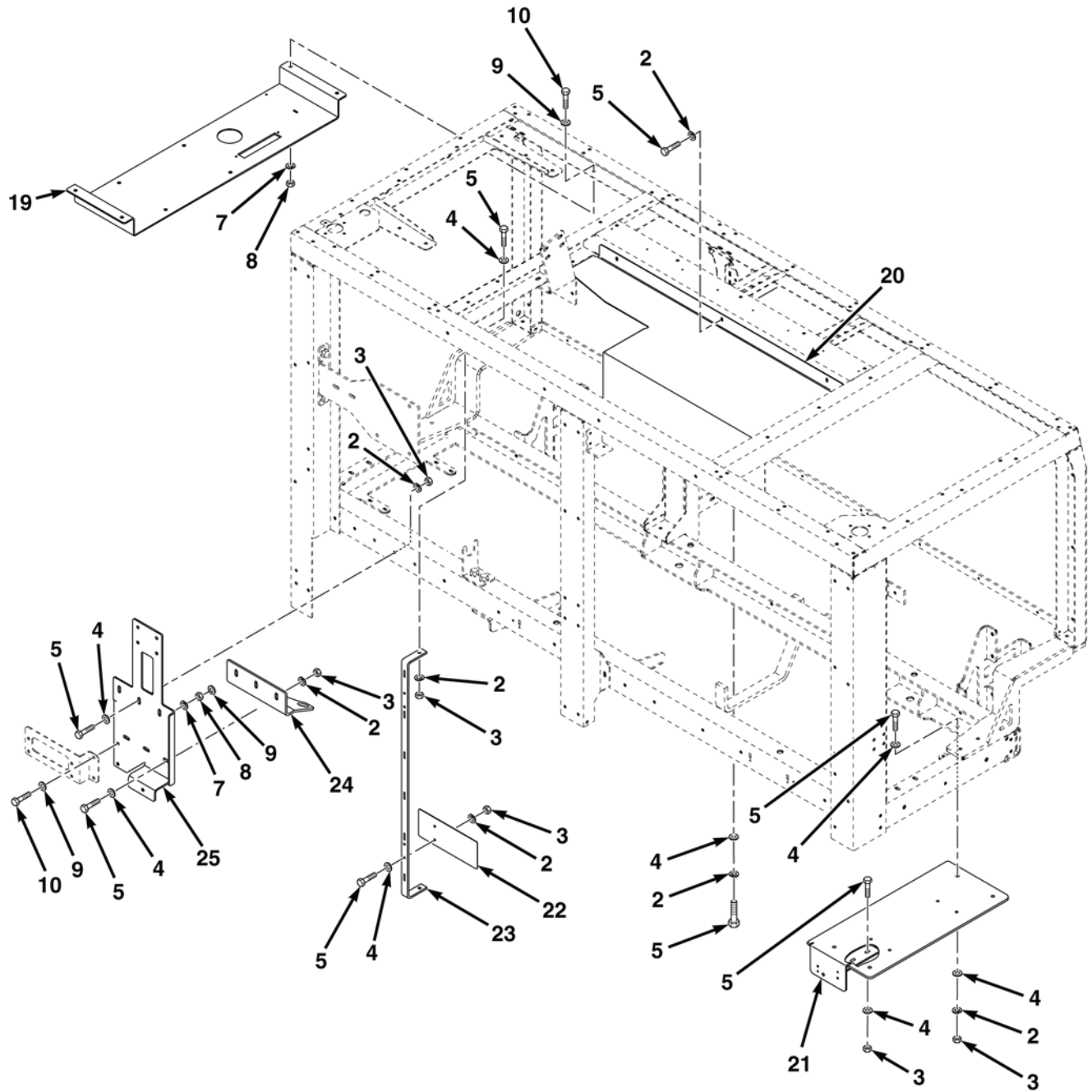


FIG. 124 PUMP HOUSE BRACKETS (SHEET 2 OF 2)

| (1)                             | (2)      | (3)              | (4)   | (5)             | (6)  | (7) |
|---------------------------------|----------|------------------|-------|-----------------|--|-----|
| ITEM NO.                        | SMR CODE | NSN              | CAGEC | PART NUMBER     | DESCRIPTION AND USABLE ON CODES (UOC)        | QTY |
| GROUP 7635 SPECIAL PURPOSE BODY |          |                  |       |                 |  |     |
| FIG. 124 PUMP HOUSE BRACKETS    |          |                  |       |                 |  |     |
| 1                               | PFFZZ    |                  | 04664 | 1282394         | BRACKET,MOUNTING METERING VALVE .....        | 1   |
| 2                               | PAFZZ    | 5310-00-926-5877 | 96906 | MS35338-160     | WASHER,LOCK 3/8. ....                        | 54  |
| 3                               | PAFZZ    | 5310-01-054-4644 | 06032 | 2100-0123-001   | NUT,PLAIN,HEXAGON 3/8-16. ....               | 54  |
| 4                               | PAFZZ    | 5310-00-087-7493 | 96906 | MS27183-13      | WASHER,FLAT 3/8 .....                        | 54  |
| 5                               | PAFZZ    | 5305-00-543-2419 | 80204 | B1821BH038C113N | SCREW,CAP,HEXAGON HEAD, 3/8-16 X 1 1/8. .... | 54  |
| 6                               | PFFZZ    |                  | 04664 | 1291056         | BRACKET,MOUNTING FOAM VALVE. . .             | 1   |
| 7                               | PAFZZ    | 5310-00-883-9417 | 80205 | MS35338-158     | WASHER,LOCK 1/4. ....                        | 16  |
| 8                               | PAFZZ    | 5310-00-250-9477 | 80205 | MS35649-2254    | NUT,PLAIN,HEXAGON .....                      | 16  |
| 9                               | PAFZZ    | 5310-01-103-6042 | 96906 | MS51412-4       | WASHER,FLAT 1/4 .....                        | 16  |
| 10                              | PAFZZ    | 5305-00-068-0502 | 80205 | MS90725-6       | SCREW,CAP,HEXAGON 1/4-20 X 3/4. . .          | 16  |
| 11                              | PFFZZ    |                  | 04664 | 1346223         | BRACKET, MOUNTING DRAIN, DS . . . .          | 1   |
| 12                              | PAFZZ    |                  | 04664 | 1334846         | SUPPORT,PIPES FRONT SHEET . . . . .          | 1   |
| 13                              | PFFZZ    |                  | 04664 | 1357819         | BRACKET,SUPPORT HARNESS .....                | 1   |
| 14                              | PFFZZ    |                  | 04664 | 1345477         | BRACKET, MOUNTING DISCHARGE. . .             | 2   |
| 15                              | PFFZZ    |                  | 04664 | 1334924         | BRACKET,MOUNTING FOAM HOSE . . .             | 1   |
| 16                              | PAFZZ    |                  | 04664 | 1334735         | SUPPORT,PIPES FRONT SHEET . . . . .          | 1   |
| 17                              | PFFZZ    |                  | 04664 | 1345320         | BRACKET,MOUNTING,LH TANK TO PUMP. ....       | 1   |
| 18                              | PFFZZ    |                  | 04664 | 1337762         | BRACKET,MOUNTING TANK TO PUMP                | 1   |
| 19                              | PFFZZ    | 5340-01-517-4822 | 04664 | 1335868         | BRACKET,MOUNTING .....                       | 1   |
| 20                              | PFFZZ    |                  | 04664 | 1346472         | SHIELD,HEAT TOP MOUNT .....                  | 1   |
| 21                              | PFFZZ    |                  | 04664 | 1345946         | BRACKET, MOUNTING DRAIN, PS . . . .          | 1   |
| 22                              | PFFZZ    |                  | 04664 | 1370640         | GUARD,WIRE BUNDLE .....                      | 1   |
| 23                              | PAFZZ    |                  | 04664 | 1350615         | BRACKET,SUPPORT WIRE BUNDLE . .              | 1   |
| 24                              | PFFZZ    |                  | 04664 | 1343074         | BRACKET,MAIN INLET .....                     | 1   |
| 25                              | PFFZZ    |                  | 04664 | 1259058         | BRACKET,MAIN INLET PRIMER TANK .             | 1   |
| <b>END OF FIGURE</b>            |          |                  |       |                 |  |     |



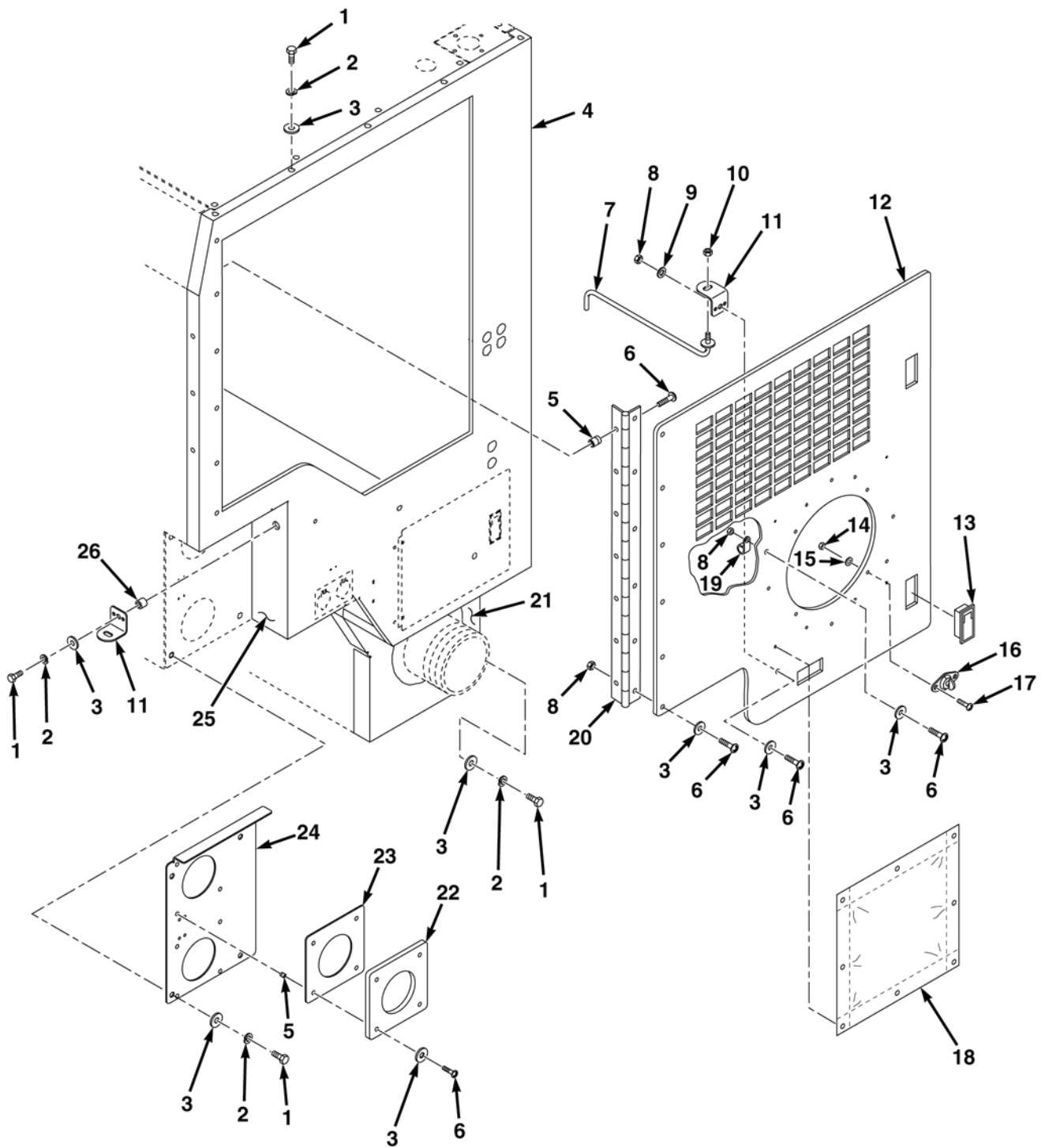


FIG. 125 PUMP HOUSE ASSEMBLY (SHEET 1 OF 4)

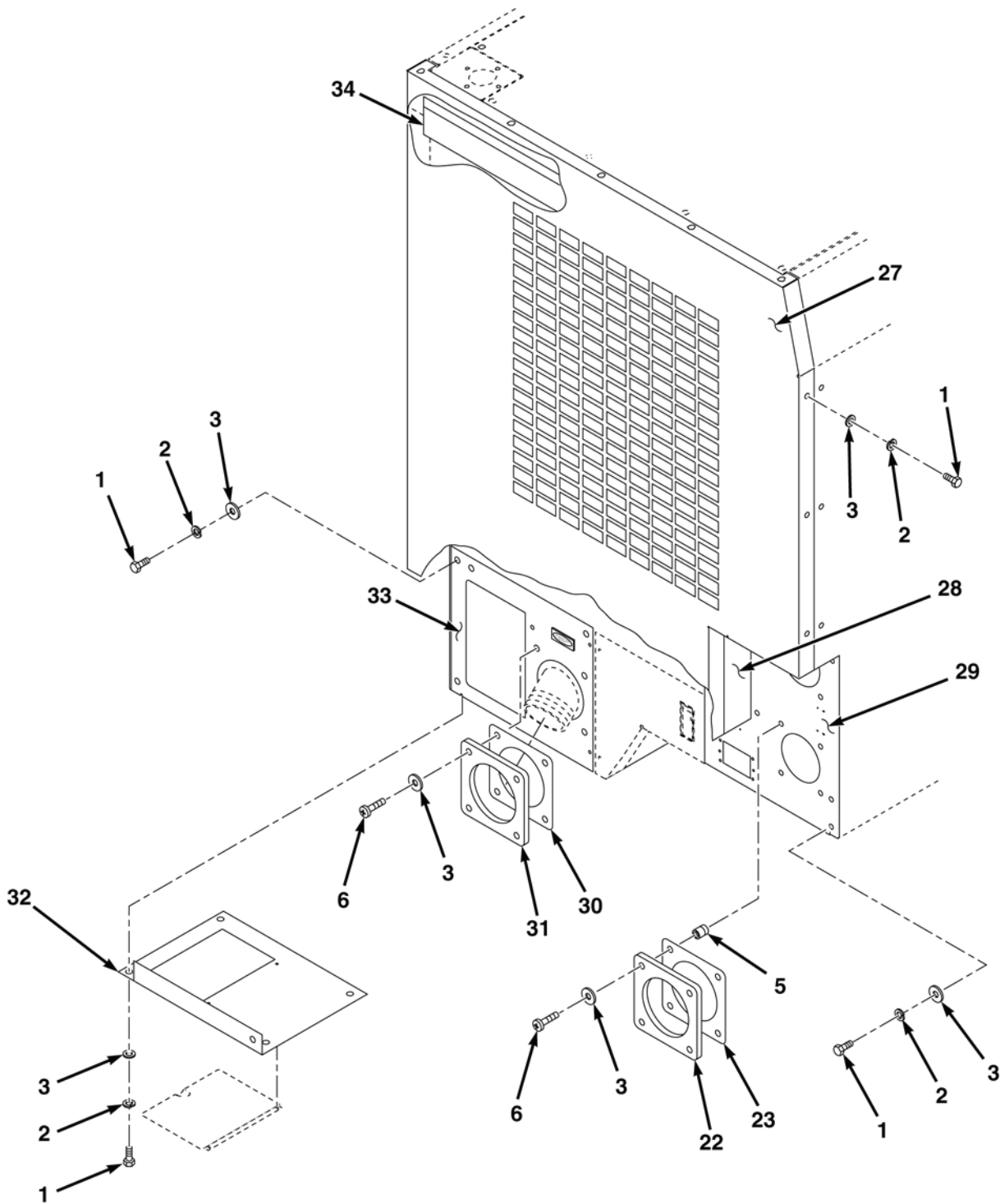


FIG. 125 PUMP HOUSE ASSEMBLY (SHEET 2 OF 4)



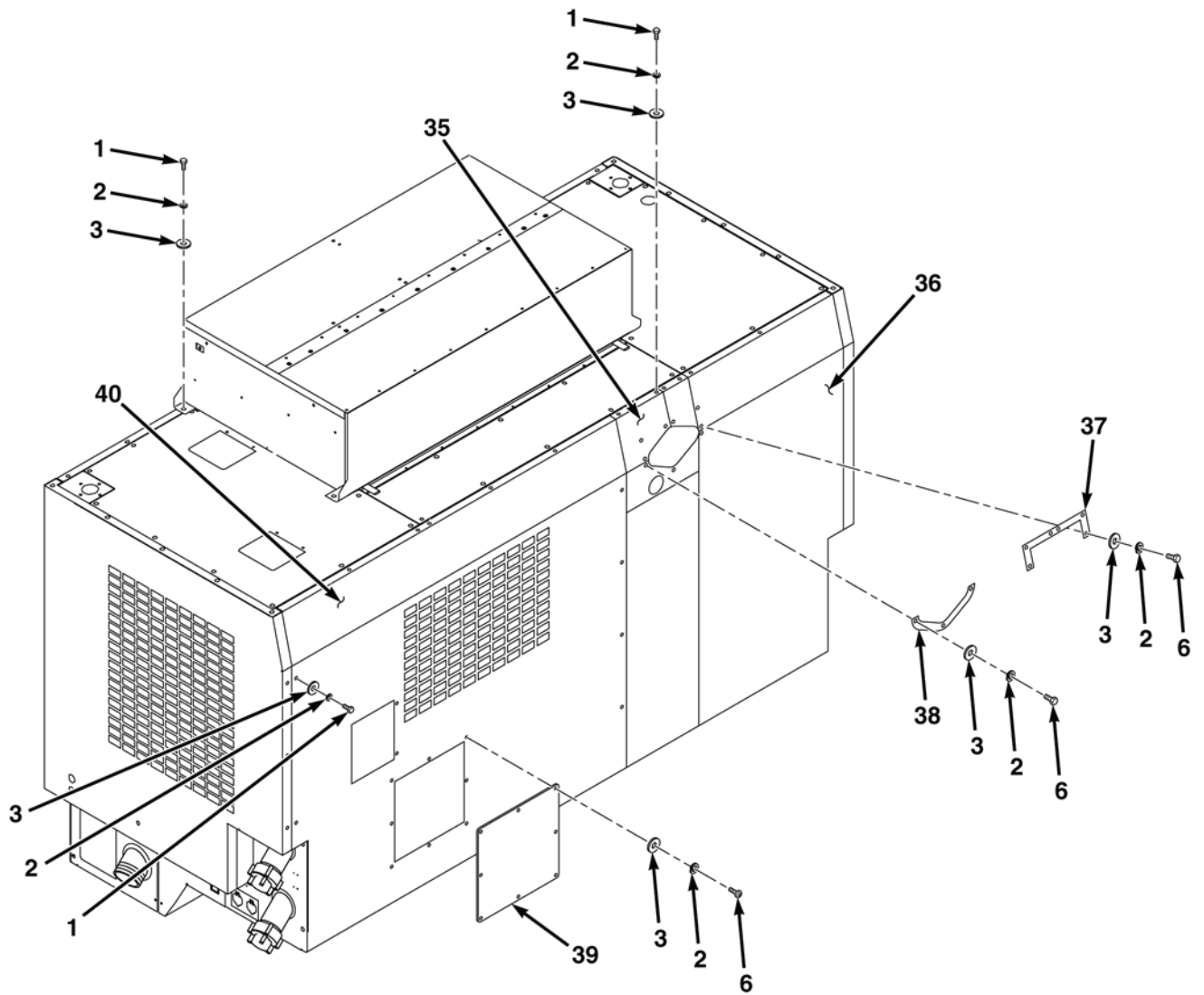


FIG. 125 PUMP HOUSE ASSEMBLY (SHEET 3 OF 4)

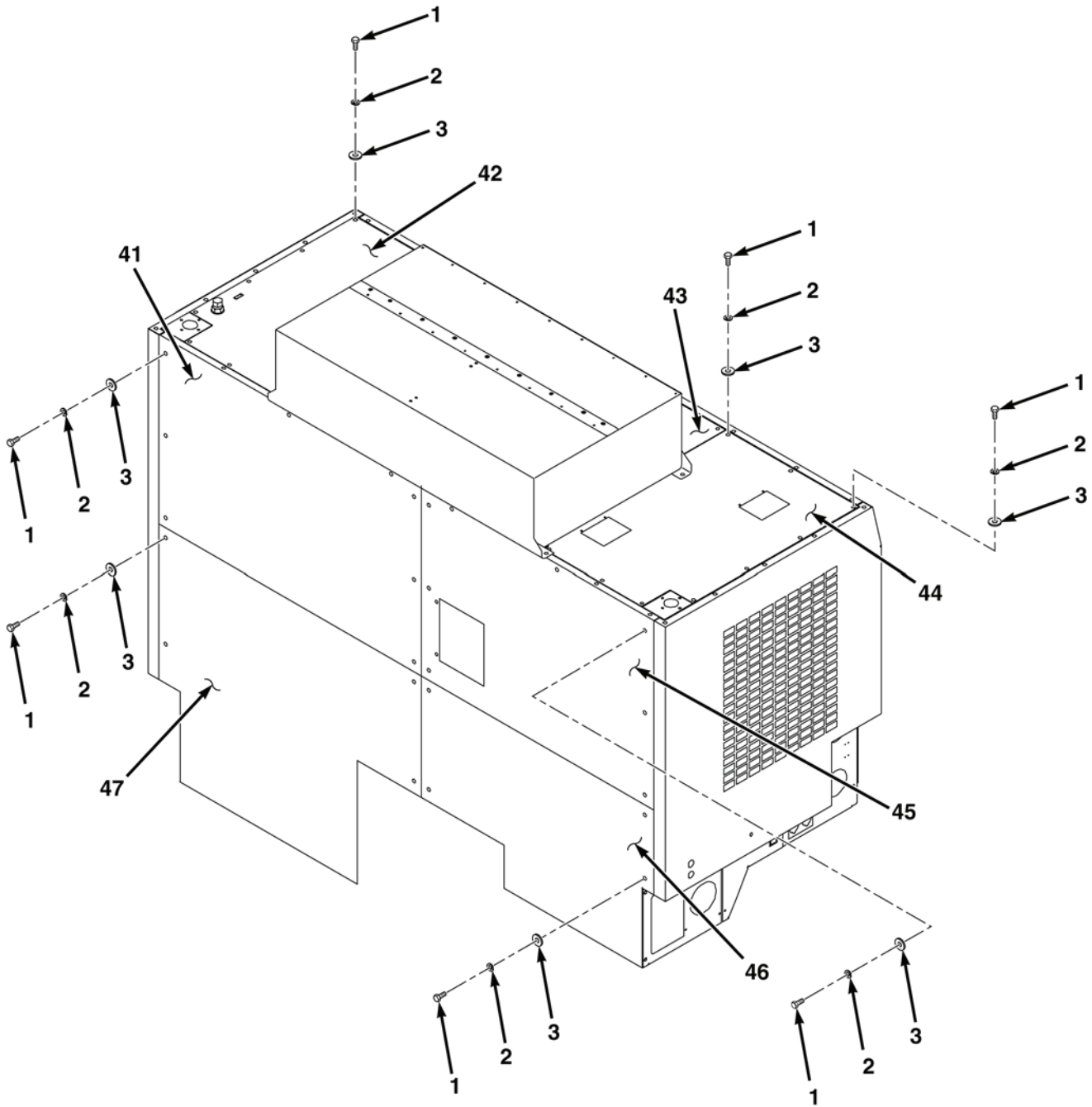


FIG. 125 PUMP HOUSE ASSEMBLY (SHEET 4 OF 4)

| (1)      | (2)      | (3)              | (4)   | (5)             | (6)   | (7) |
|----------|----------|------------------|-------|-----------------|---|-----|
| ITEM NO. | SMR CODE | NSN              | CAGEC | PART NUMBER     | DESCRIPTION AND USABLE ON CODES (UOC)                           | QTY |
|          |          |                  |       |                 | GROUP 7635 SPECIAL PURPOSE BODY<br>FIG. 125 PUMP HOUSE ASSEMBLY |     |
| 1        | PAFZZ    | 5305-00-068-0502 | 80205 | MS90725-6       | SCREW,CAP,HEXAGON 1/4-20 X 3/4. . . . .                         | 137 |
| 2        | PAFZZ    | 5310-00-883-9417 | 80205 | MS35338-158     | WASHER,LOCK 1/4. . . . .  | 137 |
| 3        | PAFZZ    | 5310-01-517-5998 | 0LBS5 | F-XWFDS.25X1.25 | WASHER,FLAT 1/4 . . . . .                                       | 137 |
| 4        | PFFZZ    |                  | 04664 | 1081878         | PANEL,PUMPHOUSE,LH PANEL B . . . . .                            | 1   |
| 5        | PAFZZ    | 5325-01-414-7133 | 78276 | ALS7-1024-225   | INSERT,SCREW THREAD 10-24 . . . . .                             | 41  |
| 6        | PAFZZ    | 5305-00-988-1727 | 80205 | MS35206-283     | SCREW,MACHINE 1/4-20 X 1. . . . .                               | 52  |
| 7        | PAFZZ    |                  | 04664 | 1348957         | ROD,PROP . . . . .  | 1   |
| 8        | PAFZZ    | 5310-01-067-8396 | 81580 | 104066          | NUT,LOCK 1/4-20 . . . . .                                       | 10  |
| 9        | PAFZZ    | 5310-00-765-3197 | 96906 | MS27183-41      | WASHER,FLAT 3/16 . . . . .                                      | 4   |
| 10       | PAFZZ    | 5310-01-477-8639 | 39428 | 90640A131       | NUT,SELF-LOCKING 3/8-16 . . . . .                               | 1   |
| 11       | PFFZZ    |                  | 04664 | 1395280         | BRACKET,DOOR PROP . . . . .                                     | 2   |
| 12       | PFFZZ    |                  | 04664 | 1334734         | COVER,PUMP PANEL,LH PANEL A. . . . .                            | 1   |
| 13       | PAFZZ    | 5340-01-111-2451 | 96214 | 805435-3        | LEVER,LOCK-RELEASE. . . . .                                     | 1   |
| 14       | PAFZZ    | 5310-00-934-9757 | 96906 | MS35649-282     | NUT,PLAIN,HEXAGON . . . . .                                     | 16  |
| 15       | PAFZZ    | 5310-00-983-8483 | 96906 | MS27183-5       | WASHER,FLAT NO. 6 . . . . .                                     | 16  |
| 16       | PAFZZ    | 5325-01-517-5850 | 3942A | 95678A671       | NUT,SELF-LOCKING. . . . .                                       | 8   |
| 17       | PAFZZ    | 5305-00-984-6193 | 80205 | MS35206-245     | SCREW,MACHINE .164-32 X 1/2 . . . . .                           | 16  |
| 18       | PFFZZ    | 5340-01-517-2738 | 04664 | 1351740         | COVER,ACCESS. . . . .   | 1   |
| 19       | PAFZZ    | 5340-00-385-8820 | 75272 | C0V0909         | CLAMP,LOOP . . . . .  | 2   |
| 20       | PBFZZ    |                  | 04664 | 1395381         | HINGE,PUMPHOUSE DOO . . . . .                                   | 1   |
| 21       | PFFZZ    |                  | 04664 | 1340264         | BLISTER,PUMPHOUSE L PANEL C. . . . .                            | 1   |
| 22       | PAFZZ    |                  | 04664 | 1351326         | GARNISH RING,OUTLET . . . . .                                   | 4   |
| 23       | PFFZZ    | 5330-01-517-2731 | 04664 | 1365919         | GASKET. . . . .   | 1   |
| 24       | PFFZZ    |                  | 04664 | 1338256         | BLISTER,PUMPHOUSE,L OUTLET,<br>PANEL D . . . . .                | 1   |
| 25       | PAFZZ    |                  | 04664 | 1346614         | BLISTER,PUMPHOUSE,L OUTLET,<br>PANEL E . . . . .                | 1   |
| 26       | PAFZZ    | 5325-01-394-2414 | 78276 | ALS7-420-165    | INSERT,SCREW THREAD 1/4-20. . . . .                             | 2   |
| 27       | PFFZZ    |                  | 04664 | 1334356         | PANEL,OVER PUMP,RH PANEL J . . . . .                            | 1   |
| 28       | PFFZZ    |                  | 04664 | 1275956         | BLISTER,PUMPHOUSE,R OUTLET,<br>PANEL N . . . . .                | 1   |
| 29       | PFFZZ    |                  | 04664 | 1084399         | BLISTER,OUTLET,RH PUMPHOUSE,<br>PANEL L. . . . .                | 1   |
| 30       | PAFZZ    | 5330-01-517-3780 | 04664 | 1365921         | GASKET. . . . .   | 1   |
| 31       | PAFZZ    |                  | 04664 | 1352803         | GARNISH RING,OUTLET . . . . .                                   | 1   |

| (1)      | (2)      | (3)              | (4)   | (5)         | (6)  | (7) |
|----------|----------|------------------|-------|-------------|--|-----|
| ITEM NO. | SMR CODE | NSN              | CAGEC | PART NUMBER | DESCRIPTION AND USABLE ON CODES (UOC)              | QTY |
| 32       | PFFZZ    |                  | 04664 | 1277644     | PANEL,UNDER PUMP,RH PANEL K . . . .                | 1   |
| 33       | PFFZZ    |                  | 04664 | 1340263     | BLISTER,PUMPHOUSE R PANEL M . . .                  | 1   |
| 34       | PAFZZ    | 5330-01-517-8528 | 2L480 | ED-5340     | SEAL,NONMETALLIC SP . . . . .                      | 1   |
| 35       | PFFZZ    |                  | 04664 | 1342850     | PANEL,FRONT,CENTER PUMPHOUSE,<br>PANEL H . . . . . | 1   |
| 36       | PFFZZ    |                  | 04664 | 1334884     | PANEL,FRONT,LH PUMPHOUSE,<br>PANEL I . . . . .     | 1   |
| 37       | PAFZZ    |                  | 04664 | 1343749     | RING,GARNISH PUMPHOUSE . . . . .                   | 1   |
| 38       | PAFZZ    |                  | 04664 | 1341839     | RING,GARNISH . . . . .                             | 1   |
| 39       | PFFZZ    |                  | 04664 | 1338753     | ACCESS PANEL PUMPHOUSE,<br>PANEL F . . . . .       | 1   |
| 40       | PFFZZ    |                  | 04664 | 1335157     | PANEL,FRONT,RH PUMPHOUSE,<br>PANEL G . . . . .     | 1   |
| 41       | PFFZZ    |                  | 04664 | 1334993     | PANEL,REAR,HIGH,RH PUMPHOUSE,<br>PANEL Q . . . . . | 1   |
| 42       | PFFZZ    |                  | 04664 | 1335862     | PANEL,TOP,LH PUMPHOUSE, PANEL S                    | 1   |
| 43       | PFFZZ    |                  | 04664 | 1335863     | PANEL,TOP,CENTER PUMPHOUSE,<br>PANEL T . . . . .   | 1   |
| 44       | PFFZZ    |                  | 04664 | 1335864     | PANEL,TOP,RH PUMPHOUSE, PANEL U                    | 1   |
| 45       | PFFZZ    |                  | 04664 | 1339019     | PANEL,PUMPHOUSE,RH PANEL O . . . .                 | 1   |
| 46       | PFFZZ    |                  | 04664 | 1334995     | PANEL,REAR,LOW,RH PUMPHOUSE,<br>PANEL P . . . . .  | 1   |
| 47       | PFFZZ    |                  | 04664 | 1334212     | PANEL,PUMPHOUSE,RH PANEL R . . . .                 | 1   |

END OF FIGURE



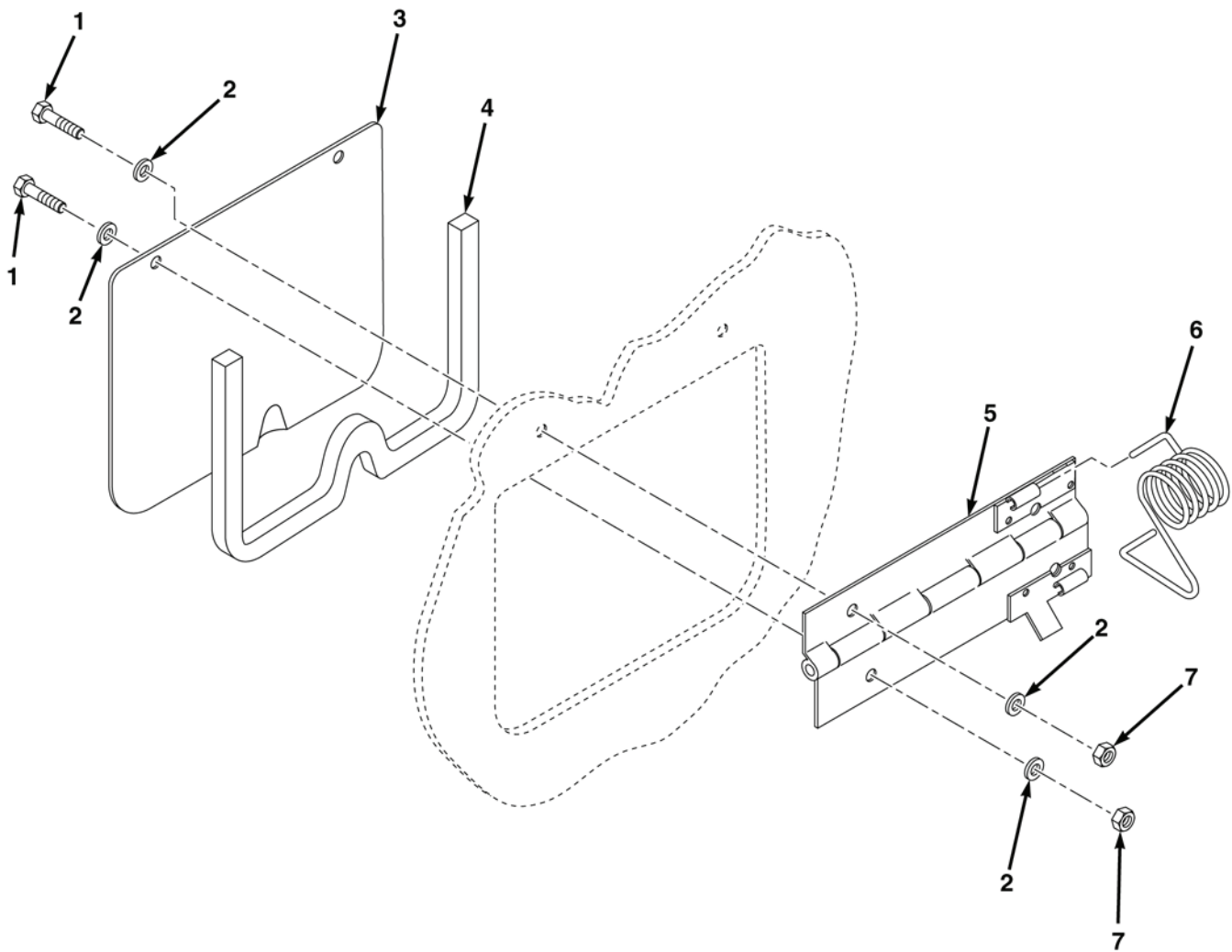


FIG. 126 DOOR ASSEMBLY (1235470)

| (1)      | (2)      | (3)              | (4)   | (5)         | (6)   | (7) |
|----------|----------|------------------|-------|-------------|---|-----|
| ITEM NO. | SMR CODE | NSN              | CAGEC | PART NUMBER | DESCRIPTION AND USABLE ON CODES (UOC)   | QTY |
|          |          |                  |       |             | GROUP 7635 SPECIAL PURPOSE BODY<br>FIG. 126 DOOR ASSEMBLY (1235470)           |     |
| 1        | PAFZZ    | 5305-00-984-6210 | 80205 | MS35206-263 | SCREW,MACHINE 10-24 X 5/8. . . . .  | 4   |
| 2        | PAFZZ    | 5310-01-517-4200 | 04664 | 82-1017-001 | WASHER,FLAT 1/4 . . . . .   | 8   |
| 3        | PAFZZ    |                  | 04664 | 1347675     | DOOR,ACCESS. . . . .  | 1   |
| 4        | MFFZZ    | 5330-01-517-4840 | 04664 | 943064-12   | RUBBER,D-SECTION MAKE FROM P/N 1085-3017,CAGE 56329,APPROX 12 IN. LG. . . . . | 1   |
| 5        | PBFZZ    |                  | 04664 | 1235468     | HINGE ASSY ACCESS DOOR . . . . .  | 1   |
| 6        | PAFZZ    | 5360-01-517-3771 | 94222 | 23-1-11-12  | SPRING,HELICAL,COMP . . . . .   | 1   |
| 7        | PAFZZ    | 5310-00-003-9264 | 96906 | MS25082-C6  | NUT,PLAIN,HEXAGON 3/8-24. . . . .   | 4   |
|          |          |                  |       |             | <b>END OF FIGURE</b>  |     |

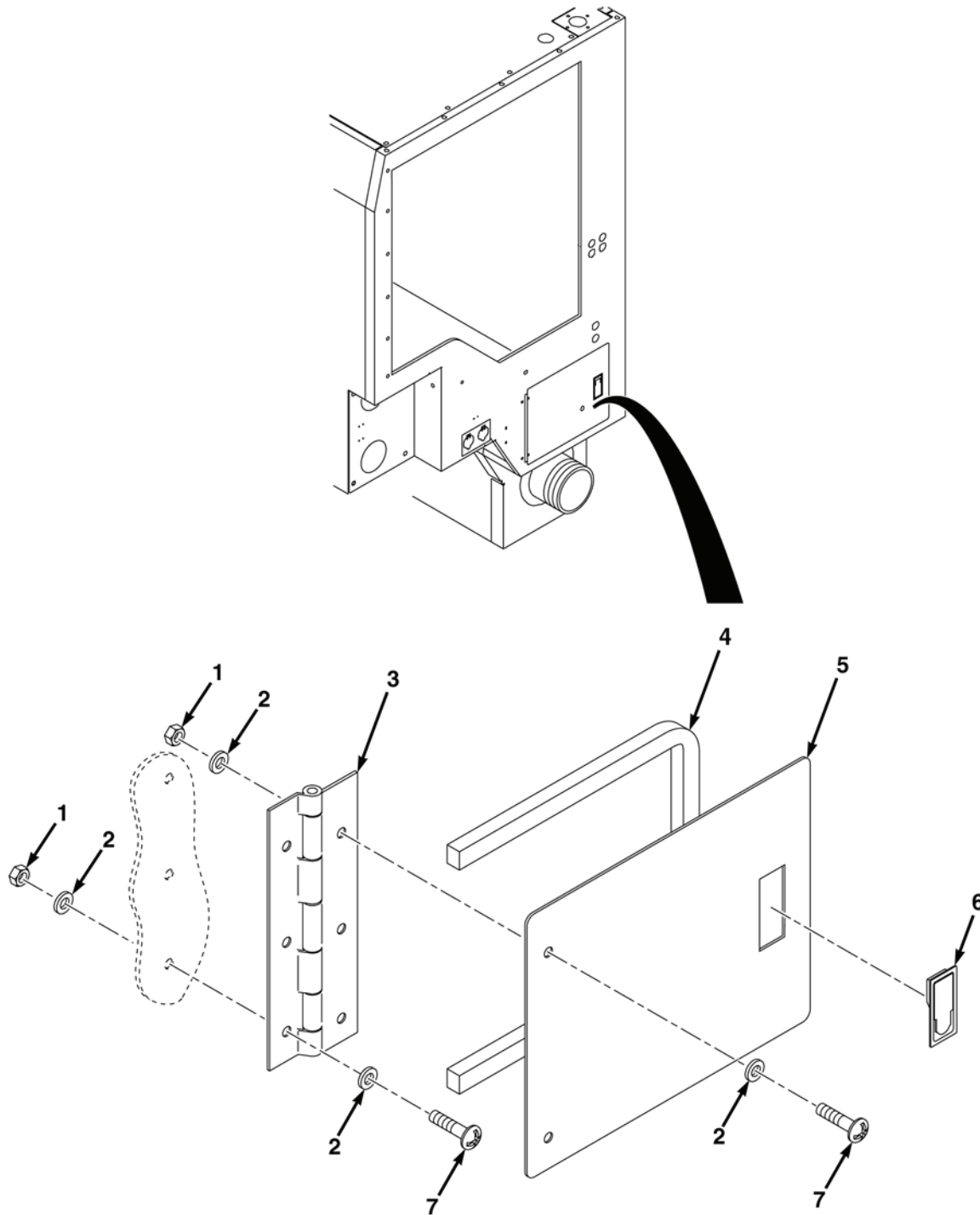


FIG. 127 DOOR ASSEMBLY (1355266)



| (1)                  | (2)      | (3)              | (4)   | (5)         | (6)  | (7) |
|----------------------|----------|------------------|-------|-------------|--|-----|
| ITEM NO.             | SMR CODE | NSN              | CAGEC | PART NUMBER | DESCRIPTION AND USABLE ON CODES (UOC)                                      | QTY |
|                      |          |                  |       |             | GROUP 7635 SPECIAL PURPOSE BODY<br>FIG. 127 DOOR ASSEMBLY (1355266)        |     |
| 1                    | PAFZZ    | 5310-01-067-8396 | 81580 | 104066      | NUT,LOCK 1/4-20 .....  | 5   |
| 2                    | PAFZZ    | 5310-01-517-4200 | 04664 | 82-1017-001 | WASHER,FLAT 1/4 .....  | 10  |
| 3                    | PBFZZ    | 5340-01-559-1974 | 04664 | 1339474     | HINGE,REVERSED ACCESS DOOR ...   | 1   |
| 4                    | MFFZZ    |                  | 04664 | 943064-12   | RUBBER,D-SECTION MAKE FROM P/N 1085-3017,CAGE 56329,APPROX 12 IN. LG. .... | 1   |
| 5                    | PFFZZ    | 5340-01-559-1078 | 04664 | 1343091     | DOOR,ACCESS. ....  | 1   |
| 6                    | PAFZZ    | 5340-01-111-2451 | 96214 | 805435-3    | LEVER,LOCK-RELEASE .....   | 1   |
| 7                    | PAFZZ    | 5305-00-984-6210 | 80205 | MS35206-263 | SCREW,MACHINE 10-24 X 5/8. ....  | 5   |
| <b>END OF FIGURE</b> |          |                  |       |             |  |     |

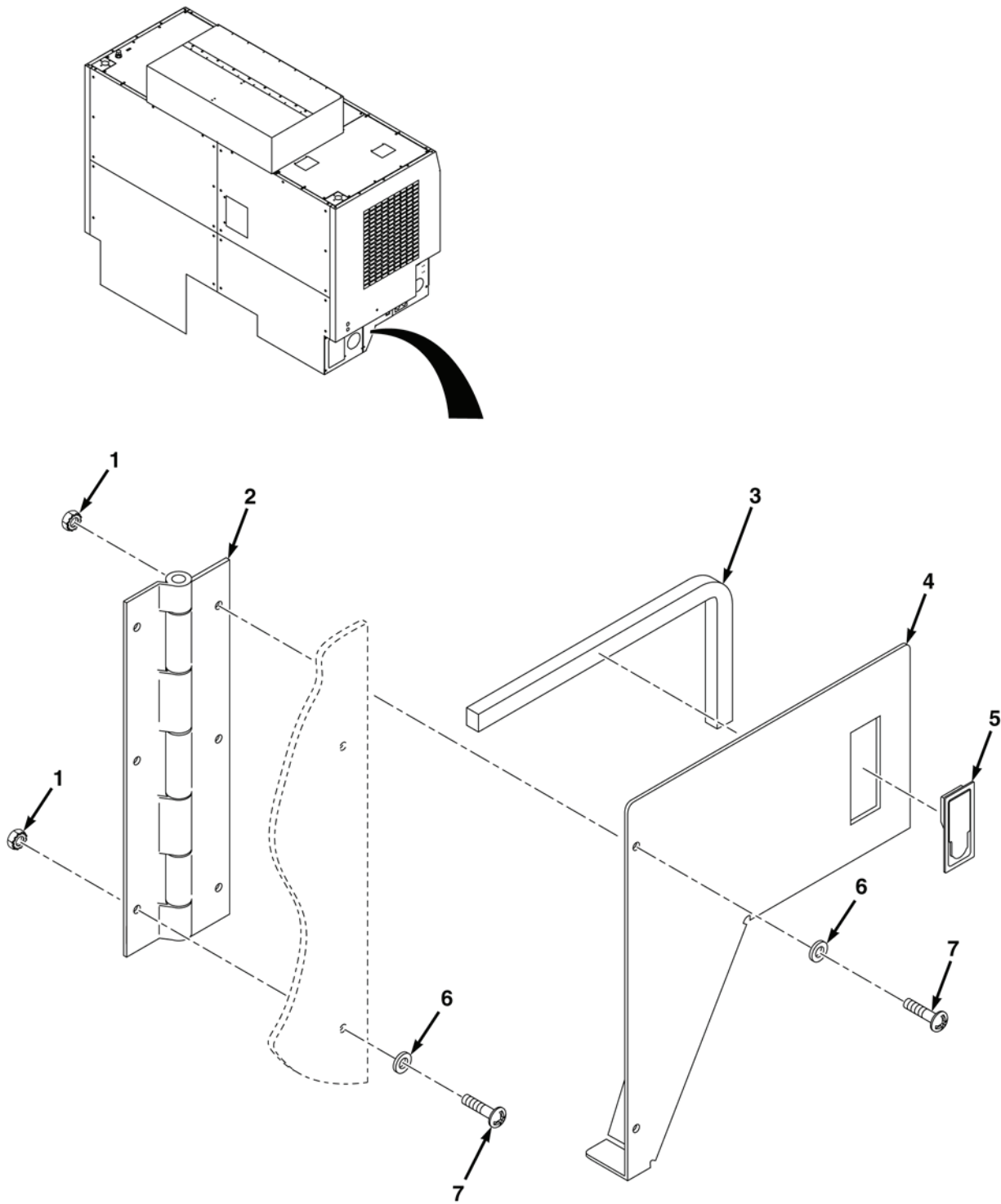


FIG. 128 DOOR ASSEMBLY (1355267)

| (1)      | (2)      | (3)              | (4)   | (5)         | (6)   | (7) |
|----------|----------|------------------|-------|-------------|---|-----|
| ITEM NO. | SMR CODE | NSN              | CAGEC | PART NUMBER | DESCRIPTION AND USABLE ON CODES (UOC)   | QTY |
|          |          |                  |       |             | GROUP 7635 SPECIAL PURPOSE BODY<br>FIG. 128 DOOR ASSEMBLY (1355267)                 |     |
| 1        | PAFZZ    |                  | 3A054 | 90675A011   | NUT,KEPS,LOCK 10-24 UNC . . . . .   | 5   |
| 2        | PBFZZ    | 5340-01-520-9878 | 04664 | 1278872     | HINGE,BUTT ACCESS DOOR . . . . .  | 1   |
| 3        | MFFZZ    |                  | 04664 | 943064-12   | RUBBER,D-SECTION MAKE FROM P/N<br>1085-3017,CAGE 56329,APPROX 12 IN.<br>LG. . . . . | 1   |
| 4        | PFFZZ    |                  | 04664 | 1346222     | DOOR,DRAIN,RH PUMPHOUSE . . . . .   | 1   |
| 5        | PAFZZ    | 5340-01-111-2451 | 96214 | 805435-3    | LEVER,LOCK-RELEASE. . . . .   | 1   |
| 6        | PAFZZ    | 5310-00-894-4876 | 19200 | 10545676-2  | WASHER,FLAT PLASTIC . . . . .   | 4   |
| 7        | PAFZZ    | 5305-00-984-6210 | 80205 | MS35206-263 | SCREW,MACHINE 10-24 X 5/8. . . . .  | 4   |
|          |          |                  |       |             | <b>END OF FIGURE</b>  |     |

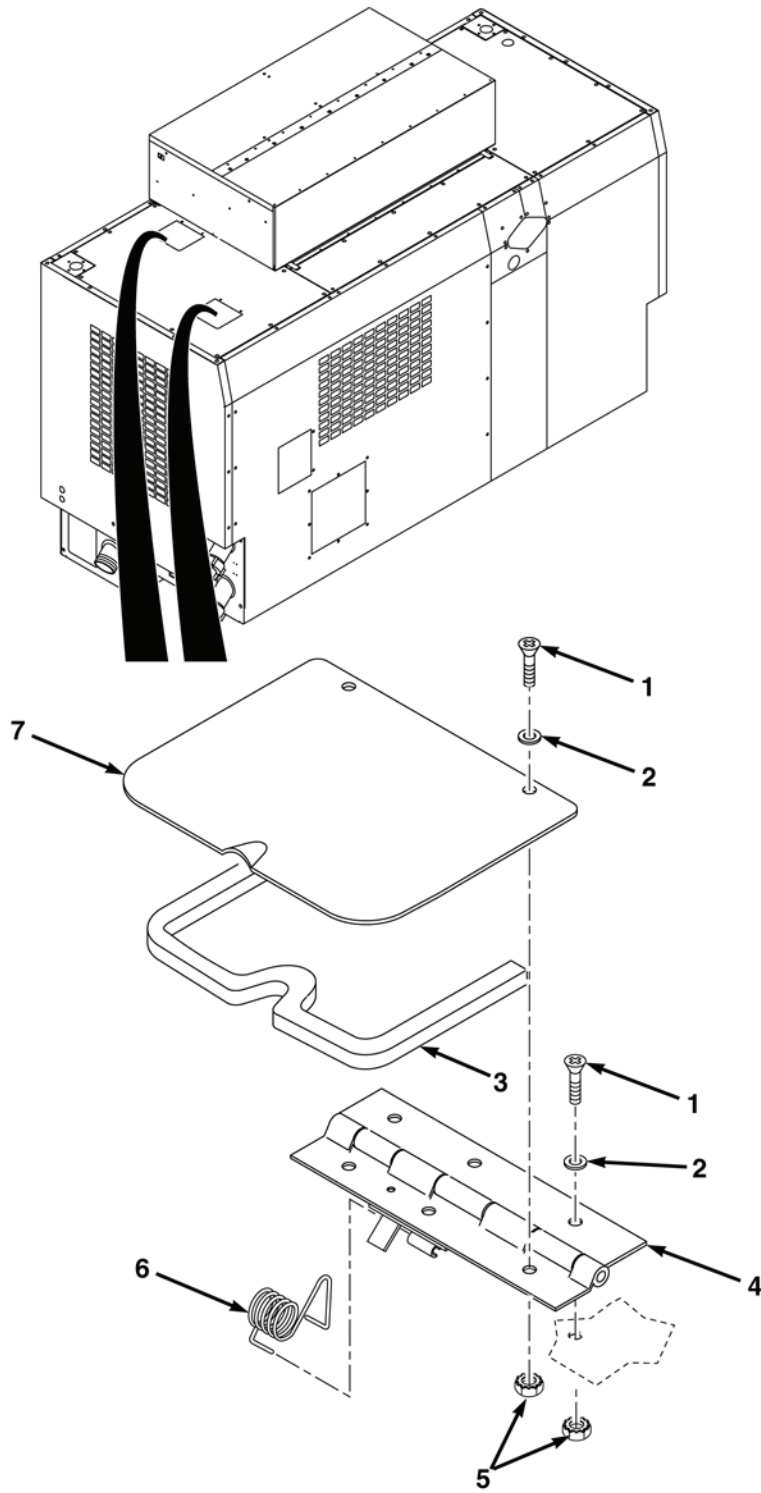


FIG. 129 DOOR ASSEMBLY (1355268)

| (1)      | (2)      | (3)              | (4)   | (5)         | (6)   | (7) |
|----------|----------|------------------|-------|-------------|---|-----|
| ITEM NO. | SMR CODE | NSN              | CAGEC | PART NUMBER | DESCRIPTION AND USABLE ON CODES (UOC)   | QTY |
|          |          |                  |       |             | GROUP 7635 SPECIAL PURPOSE BODY<br>FIG. 129 DOOR ASSEMBLY (1355268)                 |     |
| 1        | PAFZZ    | 5305-00-984-6210 | 80205 | MS35206-263 | . SCREW,MACHINE 10-24 X 5/8. . . . .  | 5   |
| 2        | PAFZZ    | 5310-00-765-3197 | 96906 | MS27183-41  | . WASHER,FLAT 10. . . . .   | 5   |
| 3        | MFFZZ    |                  | 04664 | 943064-12   | RUBBER,D-SECTION MAKE FROM P/N<br>1085-3017,CAGE 56329,APPROX 12 IN.<br>LG. . . . . | 1   |
| 4        | PBFZZ    |                  | 04664 | 1084400     | . HINGE ASSEMBLY ACCESS DOOR . .  | 1   |
| 5        | PAFZZ    |                  | 3A054 | 90675A011   | NUT,KEPS,LOCK 10-24 UNC . . . . .   | 5   |
| 6        | PAFZZ    | 5360-01-517-3771 | 94222 | 23-1-11-12  | . SPRING,HELICAL,COMP . . . . .   | 1   |
| 7        | PFFZZ    |                  | 04664 | 1340262     | . DOOR,ACCESS. . . . .  | 1   |
|          |          |                  |       |             | <b>END OF FIGURE</b>  |     |

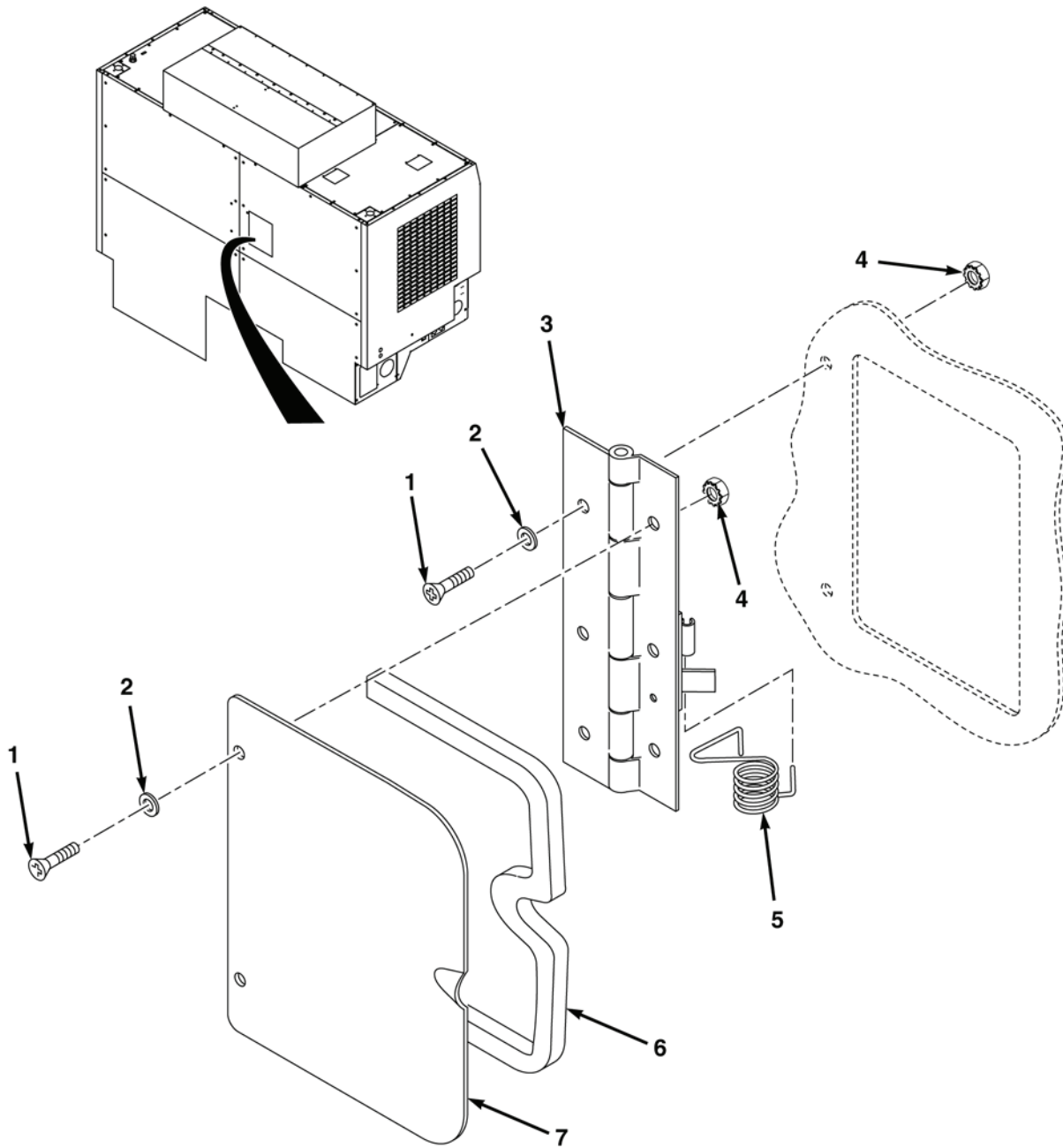


FIG. 130 DOOR ASSEMBLY (1355269)

| (1)      | (2)      | (3)              | (4)   | (5)         | (6)   | (7) |
|----------|----------|------------------|-------|-------------|---|-----|
| ITEM NO. | SMR CODE | NSN              | CAGEC | PART NUMBER | DESCRIPTION AND USABLE ON CODES (UOC)   | QTY |
|          |          |                  |       |             | GROUP 7635 SPECIAL PURPOSE BODY<br>FIG. 130 DOOR ASSEMBLY (1355269)                 |     |
| 1        | PAFZZ    | 5305-00-984-6210 | 80205 | MS35206-263 | SCREW,MACHINE 10-24 X 5/8. . . . .  | 5   |
| 2        | PAFZZ    | 5310-00-765-3197 | 96906 | MS27183-41  | WASHER,FLAT 10. . . . .   | 5   |
| 3        | PBFZZ    |                  | 04664 | 1084400     | HINGE ASSEMBLY ACCESS DOOR . . .  | 1   |
| 4        | PAFZZ    |                  | 3A054 | 90675A011   | NUT,KEPS,LOCK 10-24 UNC . . . . .   | 5   |
| 5        | PAFZZ    | 5360-01-517-3771 | 94222 | 23-1-11-12  | SPRING,HELICAL,COMP . . . . .   | 1   |
| 6        | MFFZZ    |                  | 04664 | 943064-12   | RUBBER,D-SECTION MAKE FROM P/N<br>1085-3017,CAGE 56329,APPROX 12 IN.<br>LG. . . . . | 1   |
| 7        | PFFZZ    |                  | 04664 | 1339472     | DOOR,ACCESS. . . . .  | 1   |
|          |          |                  |       |             | <b>END OF FIGURE</b>  |     |

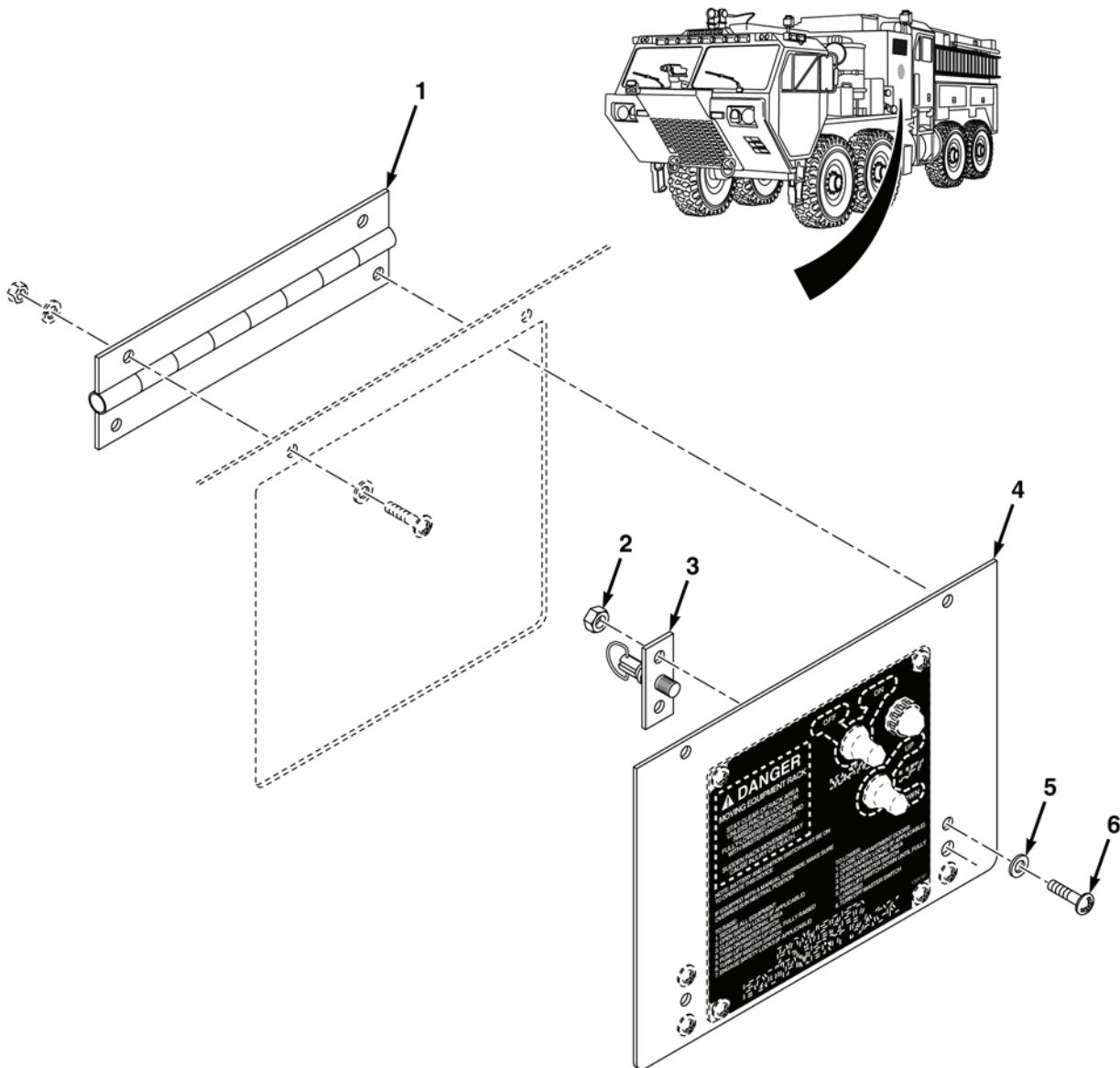


FIG. 131 DOOR ASSEMBLY, EQUIPMENT (LADDER) RACK



| (1)      | (2)      | (3)              | (4)   | (5)          | (6)   | (7) |
|----------|----------|------------------|-------|--------------|---|-----|
| ITEM NO. | SMR CODE | NSN              | CAGEC | PART NUMBER  | DESCRIPTION AND USABLE ON CODES (UOC)           | QTY |
|          |          |                  |       |              | GROUP 7635 SPECIAL PURPOSE BODY                 |     |
|          |          |                  |       |              | FIG. 131 DOOR ASSEMBLY, EQUIPMENT (LADDER) RACK |     |
| 1        | PBFZZ    |                  | 04664 | 1334979      | HINGE,EQUIPMENT RAC. ....                       | 1   |
| 2        | PAFZZ    | 5310-00-208-1918 | 88044 | AN365-1024A  | NUT,SELF-LOCKING 10-24. ....                    | 1   |
| 3        | PAFZZ    | 5340-00-814-1161 | 94222 | 57-10-201-10 | LATCH,MORTISE ....                              | 2   |
| 4        | PAFZZ    |                  | 04664 | 1334934      | DOOR,EQUIPMENT RACK. ....                       | 1   |
| 5        | PAFZZ    | 5310-01-517-4200 | 04664 | 82-1017-001  | WASHER,FLAT 1/4 ....                            | 4   |
| 6        | PAFZZ    | 5305-00-050-9230 | 96906 | MS51957-64   | SCREW,MACHINE 10-24 X 5/8. ....                 | 4   |
|          |          |                  |       |              | <b>END OF FIGURE</b>                            |     |

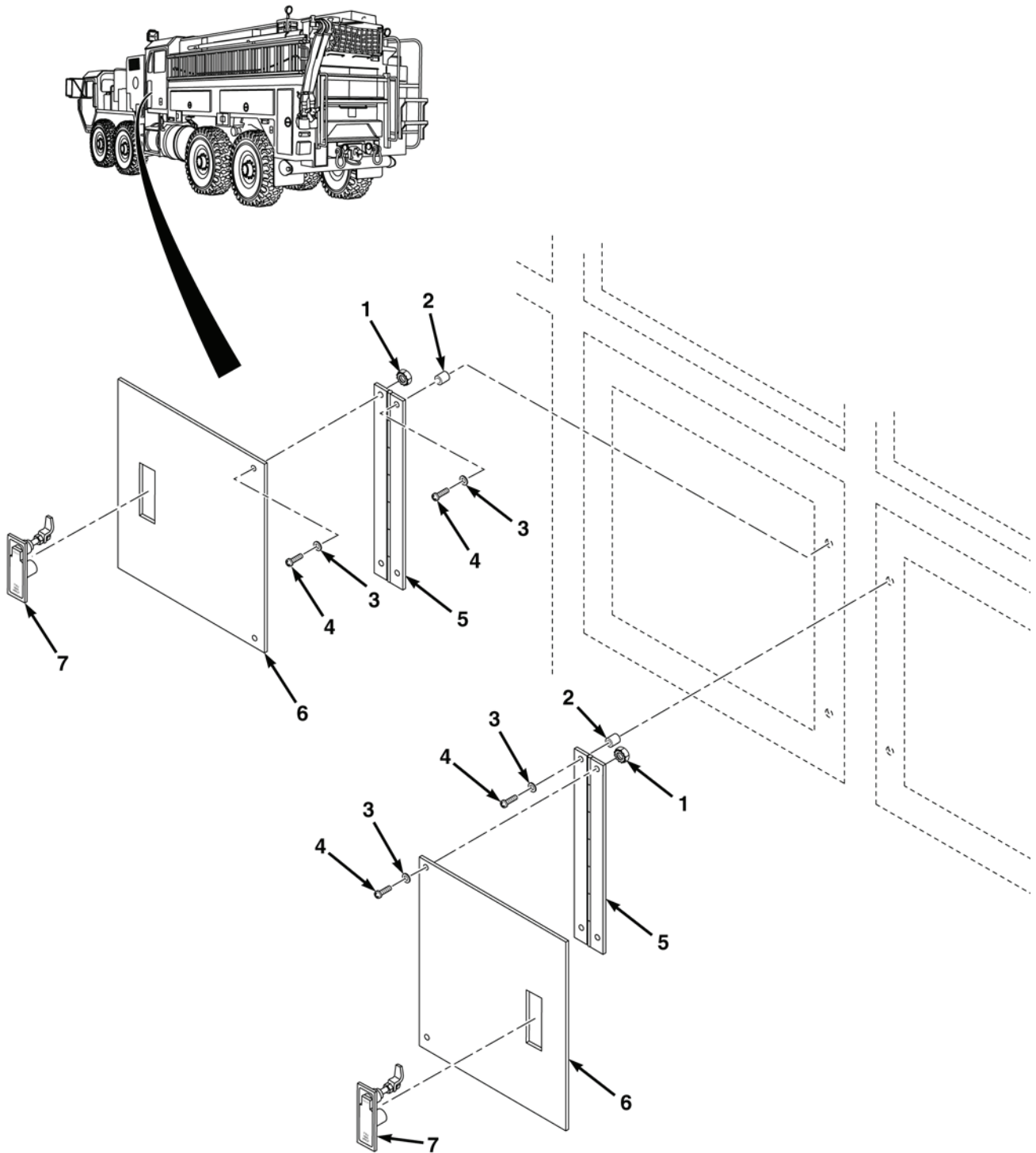


FIG. 132 DOOR ASSEMBLY (1358983)

| (1)                  | (2)      | (3)              | (4)   | (5)         | (6)   | (7) |
|----------------------|----------|------------------|-------|-------------|---|-----|
| ITEM NO.             | SMR CODE | NSN              | CAGEC | PART NUMBER | DESCRIPTION AND USABLE ON CODES (UOC)                               | QTY |
|                      |          |                  |       |             | GROUP 7635 SPECIAL PURPOSE BODY<br>FIG. 132 DOOR ASSEMBLY (1358983) |     |
| 1                    | PAFZZ    |                  | 3A054 | 90675A011   | NUT,KEPS,LOCK 10-24 UNC . . . . .                                   | 4   |
| 2                    | PAFZZ    | 5320-01-517-4196 | 04664 | 82-0052     | CAP,RIVET #10 . . . . .   | 4   |
| 3                    | PAFZZ    | 5310-00-765-3197 | 96906 | MS27183-41  | WASHER,FLAT 10 . . . . .  | 8   |
| 4                    | PAFZZ    | 5305-00-984-6210 | 80205 | MS35206-263 | SCREW,MACHINE 10-24 X 5/8. . . . .                                  | 8   |
| 5                    | PBFZZ    |                  | 04664 | 1355677     | HINGE,REVERSED,ACCE . . . . .                                       | 2   |
| 6                    | PAFZZ    |                  | 04664 | 1355673     | DOOR,ACCESS. . . . .  | 2   |
| 7                    | PAFZZ    | 5340-01-111-2451 | 96214 | 805435-3    | LEVER,LOCK-RELEASE . . . . .  | 2   |
| <b>END OF FIGURE</b> |          |                  |       |             |   |     |

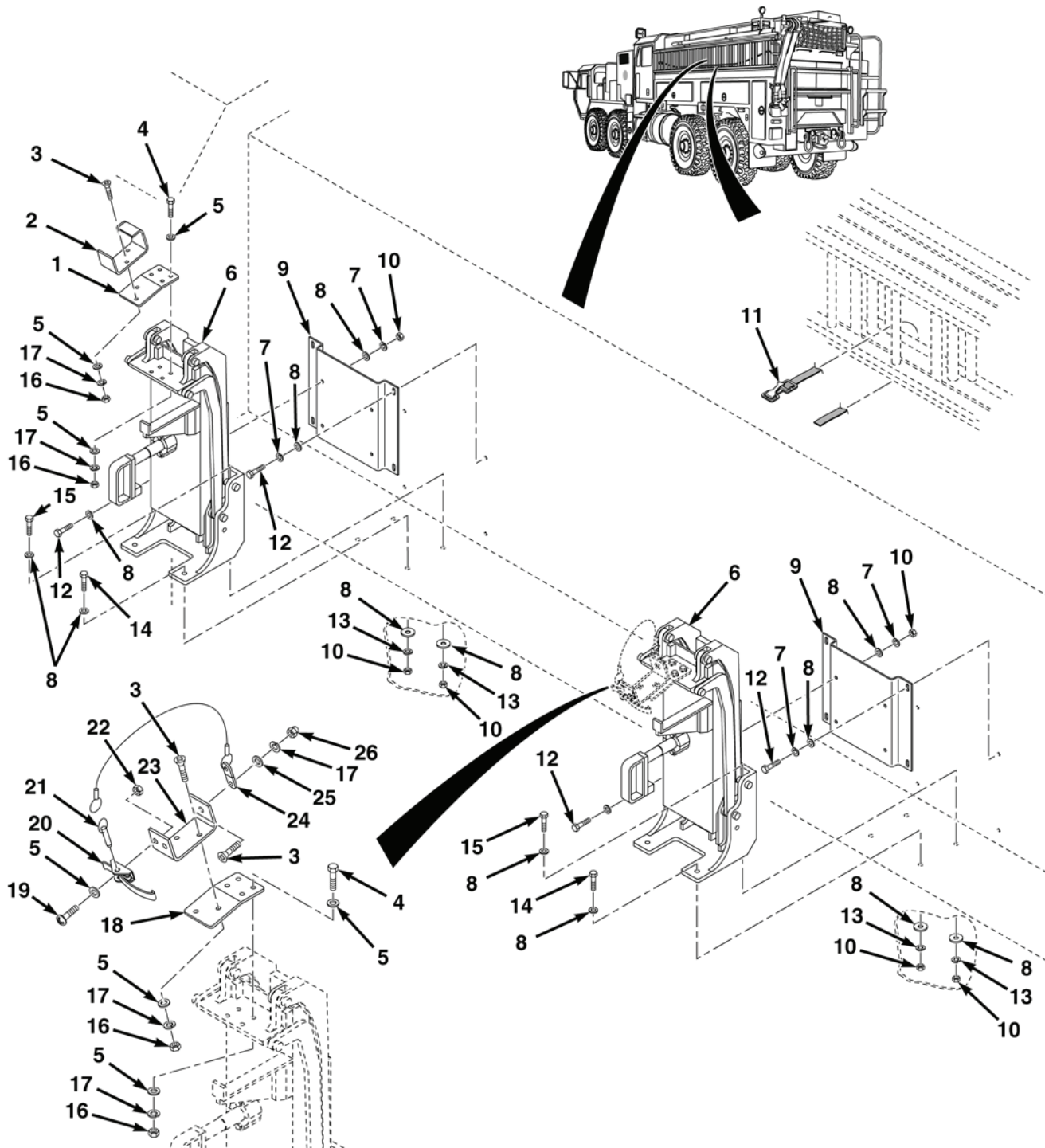


FIG. 133 EQUIPMENT (LADDER) RACK INSTALLATION

| (1)                  | (2)      | (3)              | (4)   | (5)             | (6)  | (7) |
|----------------------|----------|------------------|-------|-----------------|--|-----|
| ITEM NO.             | SMR CODE | NSN              | CAGEC | PART NUMBER     | DESCRIPTION AND USABLE ON CODES (UOC)  | QTY |
|                      |          |                  |       |                 | GROUP 7635 SPECIAL PURPOSE BODY<br>FIG. 133 EQUIPMENT (LADDER) RACK INSTALLATION |     |
| 1                    | PPFZZ    |                  | 04664 | 1266933         | BRACKET,FRONT,DRIVE FOLDING LADDER. ....   | 1   |
| 2                    | PPFZZ    |                  | 04664 | 1266927         | BRACKET,FRONT FOLDING LADDER. .  | 1   |
| 3                    | PAFZZ    | 5305-00-958-5247 | 60905 | 02011-7G416     | SCREW,MACHINE 1/4-20 X 1. ....   | 5   |
| 4                    | PAFZZ    | 5305-00-068-0509 | 80204 | B1821BH025C125N | SCREW,CAP,HEXAGON HEAD, 1/4-20 X 1 1/4. ....                                     | 8   |
| 5                    | PAFZZ    | 5310-01-103-6042 | 96906 | MS51412-4       | WASHER,FLAT 1/4 . ....   | 16  |
| 6                    | PAFZZ    | 4210-01-518-5296 | 51010 | LAS-975-24      | MOUNTING ASSEMBLY,L. ....  | 2   |
| 7                    | PAFZZ    | 5310-00-926-5877 | 96906 | MS35338-160     | WASHER,LOCK 3/8. ....  | 16  |
| 8                    | PAFZZ    | 5310-00-087-7493 | 96906 | MS27183-13      | WASHER,FLAT 3/8 . ....   | 40  |
| 9                    | PPFZZ    |                  | 04664 | 1136299         | SPACER,MOUNTING LADDER BRACKET . ....  | 2   |
| 10                   | PAFZZ    | 5310-00-851-2682 | 96906 | MS35691-17      | NUT,PLAIN,HEXAGON 3/8-16. ....   | 16  |
| 11                   | PAFZZ    | 5340-01-517-4879 | 04664 | 1222836         | STRAP,WEBBING 1 IN,W/SSTL . ....   | 2   |
| 12                   | PAFZZ    | 5305-00-725-2317 | 80204 | B1821BH038C150N | SCREW,CAP,HEXAGON HEAD, 3/8-16 X 1 1/2. ....                                     | 16  |
| 13                   | PAFZZ    | 5310-00-180-0277 | 80205 | MS35333-76      | WASHER,LOCK 3/8. ....  | 8   |
| 14                   | PAFZZ    | 5305-00-543-2866 | 80204 | B1821BH038C250N | SCREW,CAP,HEXAGON HEAD, 3/8-16 X 2 1/2. ....                                     | 10  |
| 15                   | PAFZZ    | 5305-00-821-3869 | 80204 | B1821BH038C175N | SCREW,CAP,HEXAGON HEAD, 3/8-16 X 1 3/4. ....                                     | 4   |
| 16                   | PAFZZ    | 5310-00-851-2674 | 96906 | MS35691-1       | NUT,PLAIN,HEXAGON 1/4-20. ....   | 8   |
| 17                   | PAFZZ    | 5310-00-883-9417 | 80205 | MS35338-158     | WASHER,LOCK 1/4. ....  | 4   |
| 18                   | PPFZZ    |                  | 04664 | 1266937         | BRACKET,REAR,DRIVER. ....  | 1   |
| 19                   | PAFZZ    | 5305-00-889-3000 | 80205 | MS35206-230     | SCREW,MACHINE 6-32 X 1/2. ....   | 2   |
| 20                   | PAFZZ    | 5340-01-517-4832 | 94222 | 97-50-321-12    | CATCH,CLAMPING DRAW . ....   | 1   |
| 21                   | PAFZZ    | 5315-01-518-2085 | 39428 | 95255A356       | PIN,QUICK RELEASE. ....  | 1   |
| 22                   | PAFZZ    | 5310-00-934-9747 | 80205 | MS35649-262     | NUT,PLAIN,HEXAGON 9/64-32. ....  | 2   |
| 23                   | PPFZZ    |                  | 04664 | 1266928         | BRACKET,REAR FOLDING LADDER. . .   | 1   |
| 24                   | PAFZZ    | 4010-01-429-6273 | 98897 | LS35033-8-06    | WIRE ROPE ASSEMBLY, . ....   | 1   |
| 25                   | PAFZZ    | 5310-01-071-6411 | 80063 | SM-B-916814-2   | WASHER,FLAT 1/4 . ....   | 1   |
| 26                   | PAFZZ    | 5310-01-283-4637 | 96906 | A-A-55629       | NUT,PLAIN,CAP 10-24 . ....   | 1   |
| <b>END OF FIGURE</b> |          |                  |       |                 |  |     |

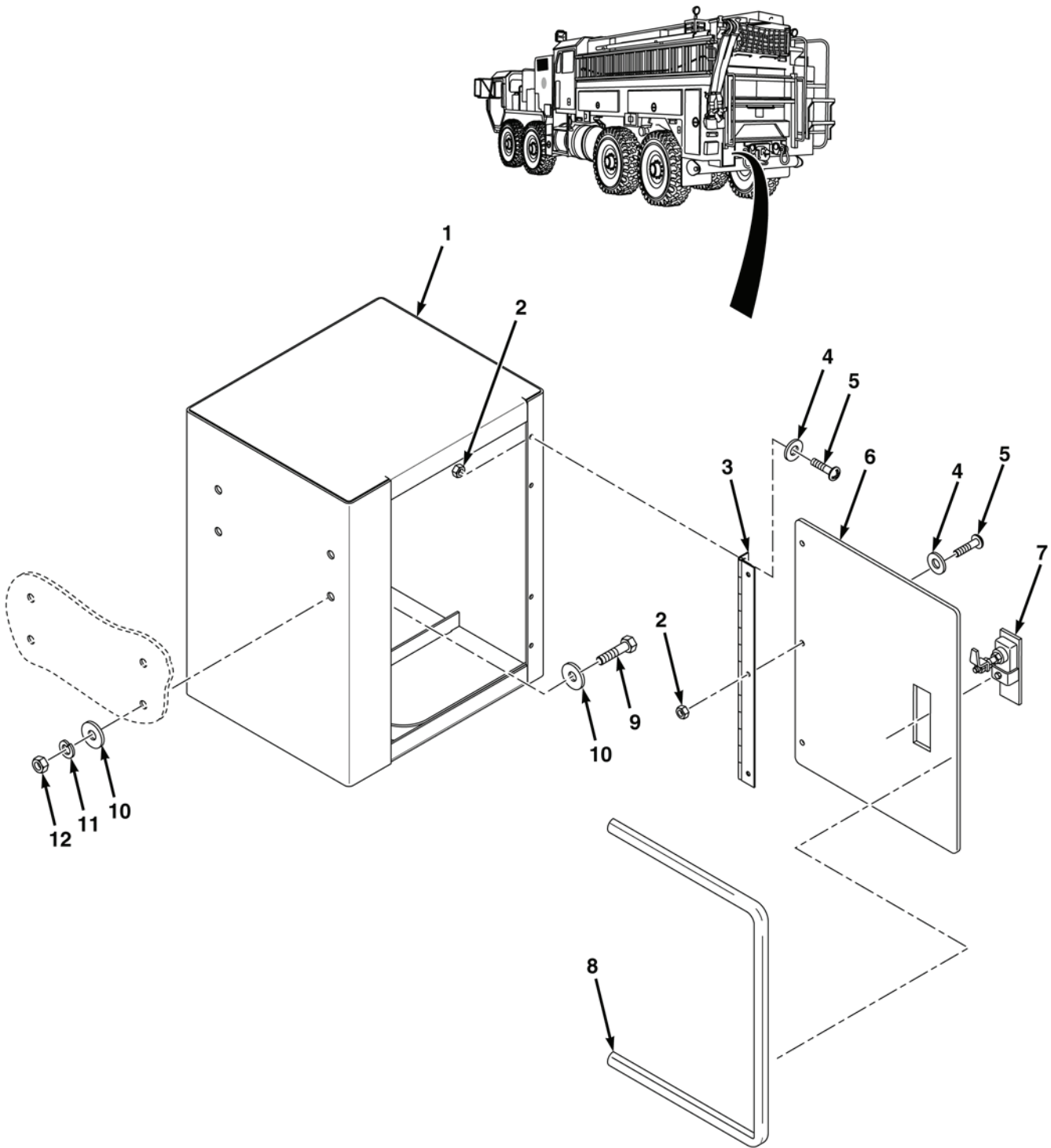


FIG. 134 GAS CAN COMPARTMENT

| (1)      | (2)      | (3)              | (4)   | (5)           | (6)  | (7) |
|----------|----------|------------------|-------|---------------|--|-----|
| ITEM NO. | SMR CODE | NSN              | CAGEC | PART NUMBER   | DESCRIPTION AND USABLE ON CODES (UOC)  | QTY |
|          |          |                  |       |               | GROUP 7635 SPECIAL PURPOSE BODY<br>FIG. 134 GAS CAN COMPARTMENT                  |     |
| 1        | PFFZZ    |                  | 04664 | 1348067       | COMPARTMENT,GAS CAN. ....  | 1   |
| 2        | PAFZZ    | 5310-00-208-1918 | 88044 | AN365-1024A   | NUT,SELF-LOCKING 10-24. ....   | 7   |
| 3        | PBFZZ    |                  | 04664 | 1347683       | HINGE,OFFSET,GAS CA ....   | 1   |
| 4        | PAFZZ    | 5310-00-452-1356 | 04664 | 82-0418-0001  | WASHER,FLAT 3/16 ....  | 2   |
| 5        | PAFZZ    | 5305-00-057-9600 | 96906 | MS21207-8-6   | SCREW,TAPPING ....   | 7   |
| 6        | PAFZZ    |                  | 04664 | 1347684       | DOOR,COMPARTMENT ....  | 1   |
| 7        | PAFZZ    | 5340-01-111-2451 | 96214 | 805435-3      | LEVER,LOCK-RELEASE. ....   | 1   |
| 8        | MFFZZ    |                  | 04664 | 943064-12     | RUBBER,D-SECTION MAKE FROM P/N<br>1085-3017,CAGE 56329,APPROX 12 IN.<br>LG. .... | 1   |
| 9        | PAFZZ    | 5305-00-680-4262 | 80205 | MS35308-360   | SCREW,CAP,HEXAGON HEAD,<br>3/8-24 X 1. ....                                      | 4   |
| 10       | PAFZZ    | 5310-00-087-7493 | 96906 | MS27183-13    | WASHER,FLAT 3/8 ....   | 8   |
| 11       | PAFZZ    | 5310-00-926-5877 | 96906 | MS35338-160   | WASHER,LOCK 3/8. ....  | 4   |
| 12       | PAFZZ    | 5310-01-054-4644 | 06032 | 2100-0123-001 | NUT,PLAIN,HEXAGON 3/8-16. ....   | 4   |
|          |          |                  |       |               | <b>END OF FIGURE</b>   |     |

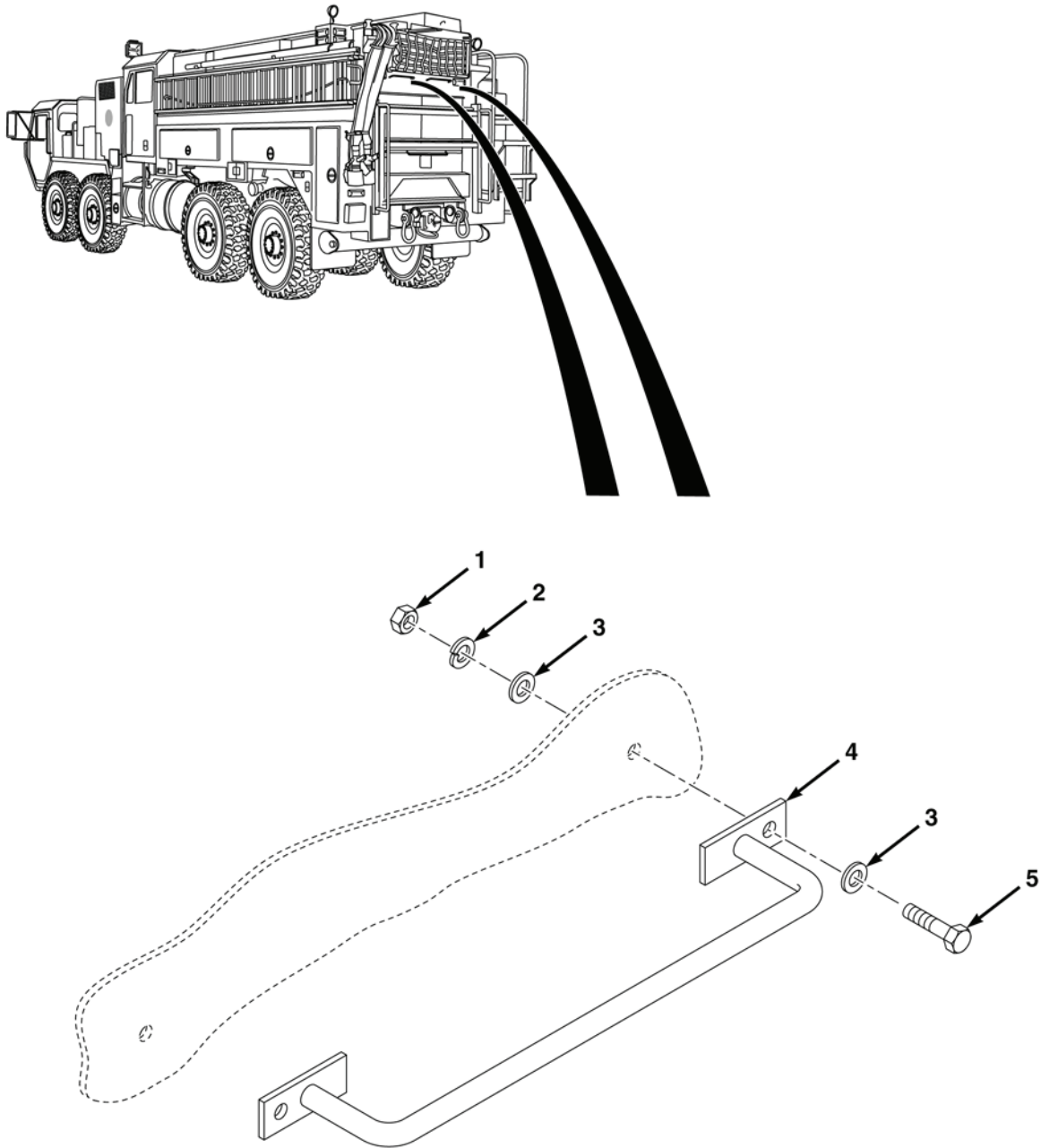


FIG. 135 HANDRAILS, BODY MOUNTED



| (1)      | (2)      | (3)              | (4)   | (5)             | (6)   | (7) |
|----------|----------|------------------|-------|-----------------|---|-----|
| ITEM NO. | SMR CODE | NSN              | CAGEC | PART NUMBER     | DESCRIPTION AND USABLE ON CODES (UOC)                               | QTY |
|          |          |                  |       |                 | GROUP 7635 SPECIAL PURPOSE BODY<br>FIG. 135 HANDRAILS, BODY MOUNTED |     |
| 1        | PAFZZ    | 5310-00-245-3615 | 80205 | MS35649-2314    | NUT,PLAIN,HEXAGON 5/16-18. ....                                     | 4   |
| 2        | PAFZZ    | 5310-00-933-8122 | 96906 | MS35338-159     | WASHER,LOCK 5/16. ....  | 4   |
| 3        | PAFZZ    | 5310-00-809-3078 | 96906 | MS27183-11      | WASHER,FLAT 5/16 ....   | 8   |
| 4        | PAFZZ    |                  | 04664 | 1219089         | HANDRAIL ASSEMBLY ....  | 2   |
| 5        | PAFZZ    | 5305-00-071-2511 | 80204 | B1821BH025C200N | SCREW,CAP,HEXAGON HEAD,<br>1/4-20 X 2. ....                         | 4   |
|          |          |                  |       |                 | <b>END OF FIGURE</b>  |     |

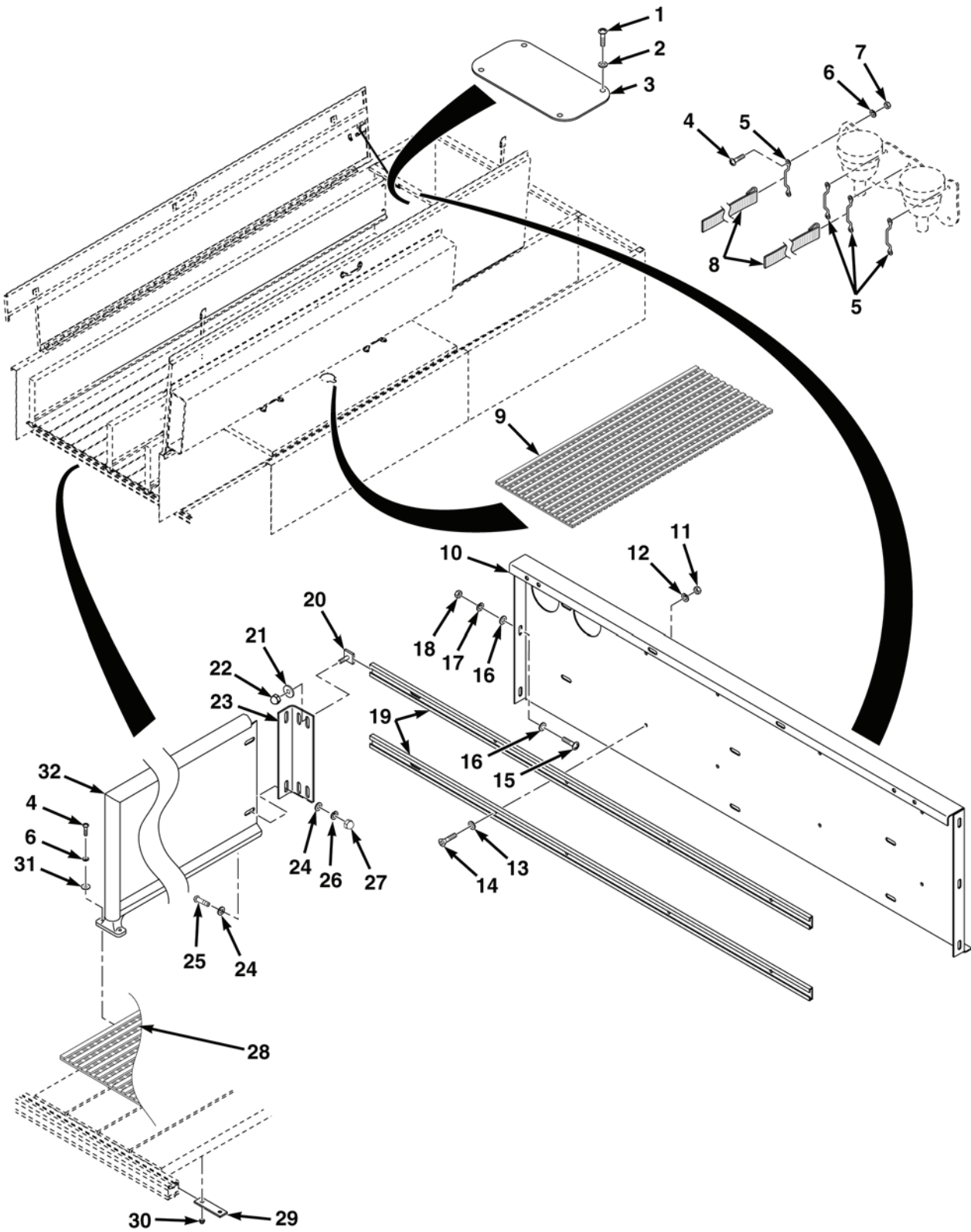


FIG. 136 HOSE BED GRATING ASSEMBLY

| (1)   | (2)      | (3)              | (4)   | (5)           | (6)   | (7) |
|---|----------|------------------|-------|---------------|---|-----|
| ITEM NO.  | SMR CODE | NSN              | CAGEC | PART NUMBER   | DESCRIPTION AND USABLE ON CODES (UOC)             | QTY |
| GROUP 7635 SPECIAL PURPOSE BODY<br>FIG. 136 HOSE BED GRATING ASSEMBLY |          |                  |       |               |   |     |
| 1   | PAFZZ    | 5305-00-855-0967 | 80205 | MS24629-37    | SCREW,TAPPING . . . . .                           | 4   |
| 2   | PAFZZ    | 5310-01-311-0004 | 80205 | MS15795-856   | WASHER,FLAT 11/64 . . . . .                       | 4   |
| 3   | PAFZZ    |                  | 04664 | 1183013       | COVER,ACCESS. . . . .                             | 1   |
| 4   | PAFZZ    | 5305-00-071-1318 | 96906 | MS51957-83    | SCREW,MACHINE 1/4-20 X 1. . . . .                 | 10  |
| 5   | PAFZZ    | 5340-00-329-2428 | 19220 | 6411D         | LOOP,STRAP FASTENER 1.25 WIDE . . . . .           | 4   |
| 6   | PAFZZ    | 5310-00-883-9417 | 80205 | MS35338-158   | WASHER,LOCK 1/4. . . . .                          | 10  |
| 7   | PAFZZ    | 5310-00-916-9480 | 96906 | MS24680-25    | NUT,PLAIN,CAP 1/4-20. . . . .                     | 10  |
| 8   | PAFZZ    | 8315-01-519-2400 | 04664 | 1219606-0022  | STRAP,HOOK AND PILE. . . . .                      | 2   |
| 9   | PAFZZ    |                  | 04664 | 25-4513-0122  | MATE,BOTTOM HOSEBED. . . . .                      | 1   |
| 10  | PAFZZ    |                  | 04664 | 1136279       | CROSSDIVIDER,CENTER . . . . .                     | 1   |
| 11  | PAFZZ    | 5310-01-142-7049 | 45152 | 1817HX        | NUT,PLAIN,HEXAGON 10-24 . . . . .                 | 10  |
| 12  | PAFZZ    | 5310-00-045-3296 | 80205 | MS35338-43    | WASHER,LOCK #10 . . . . .                         | 10  |
| 13  | PAFZZ    | 5310-00-765-3197 | 96906 | MS27183-41    | WASHER,FLAT 10. . . . .                           | 10  |
| 14  | PAFZZ    | 5305-00-052-6911 | 80205 | MS24629-15    | SCREW,TAPPING 10-24 X 3/4 . . . . .               | 10  |
| 15  | PAFZZ    | 5305-00-978-9395 | 96906 | MS16997-100   | SCREW,CAP,SOCKET HEAD,<br>3/8-16 X 1 1/8. . . . . | 6   |
| 16  | PAFZZ    | 5310-00-773-7618 | 80205 | MS15795-814   | WASHER,FLAT 3/8 . . . . .                         | 12  |
| 17  | PAFZZ    | 5310-00-926-5877 | 96906 | MS35338-160   | WASHER,LOCK 3/8. . . . .                          | 6   |
| 18  | PAFZZ    | 5310-01-054-4644 | 06032 | 2100-0123-001 | NUT,PLAIN,HEXAGON 3/8-16. . . . .                 | 6   |
| 19  | PAFZZ    |                  | 04664 | 1180463       | TRACK,DIVIDER 41.50 IN LG. . . . .                | 2   |
| 20  | PAFZZ    |                  | 04664 | 23-1154       | PLATE,TRACK. . . . .                              | 2   |
| 21  | PAFZZ    | 5310-00-180-0277 | 80205 | MS35333-76    | WASHER,LOCK 3/8. . . . .                          | 2   |
| 22  | PAFZZ    | 5310-01-306-2351 | 58536 | AA55628-27    | NUT,PLAIN,CAP 3/8-16. . . . .                     | 2   |
| 23  | PFFZZ    |                  | 04664 | 1012139       | ANGLE,FRONT SUPPORT . . . . .                     | 3   |
| 24  | PAFZZ    | 5310-01-199-4393 | 39428 | 92141A030     | WASHER,FLAT 5/16 (SS) . . . . .                   | 8   |
| 25  | PAFZZ    | 5305-00-051-0837 | 96906 | MS51957-96    | SCREW,MACHINE 5/16-18 X 3/4 . . . . .             | 2   |
| 26  | PAFZZ    | 5310-00-933-8122 | 96906 | MS35338-159   | WASHER,LOCK 5/16. . . . .                         | 2   |
| 27  | PAFZZ    | 5310-01-366-5363 | 96906 | MS24680-26    | NUT,PLAIN,CAP 5/16-18 . . . . .                   | 2   |
| 28  | PAFZZ    |                  | 04664 | 1182860       | GRATING WELDMENT . . . . .                        | 1   |
| 29  | PAFZZ    |                  | 04664 | 25-0582       | PLATE,REAR TRACK . . . . .                        | 1   |
| 30  | PAFZZ    | 5310-00-761-6882 | 96906 | MS51967-2     | NUT,PLAIN,HEXAGON .25-20 UNC . . . . .            | 2   |

| (1)           | (2)      | (3)              | (4)   | (5)           | (6)  | (7) |
|---------------|----------|------------------|-------|---------------|--|-----|
| ITEM NO.      | SMR CODE | NSN              | CAGEC | PART NUMBER   | DESCRIPTION AND USABLE ON CODES (UOC)        | QTY |
| 31            | PAFZZ    | 5310-01-071-6411 | 80063 | SM-B-916814-2 | WASHER,FLAT 1/4 .....                        | 2   |
| 32            | PAFZZ    |                  | 04664 | 1370085       | DIVIDER ASSEMBLY, HOSE BED W/<br>HOLES ..... | 3   |
| END OF FIGURE |          |                  |       |               |  |     |



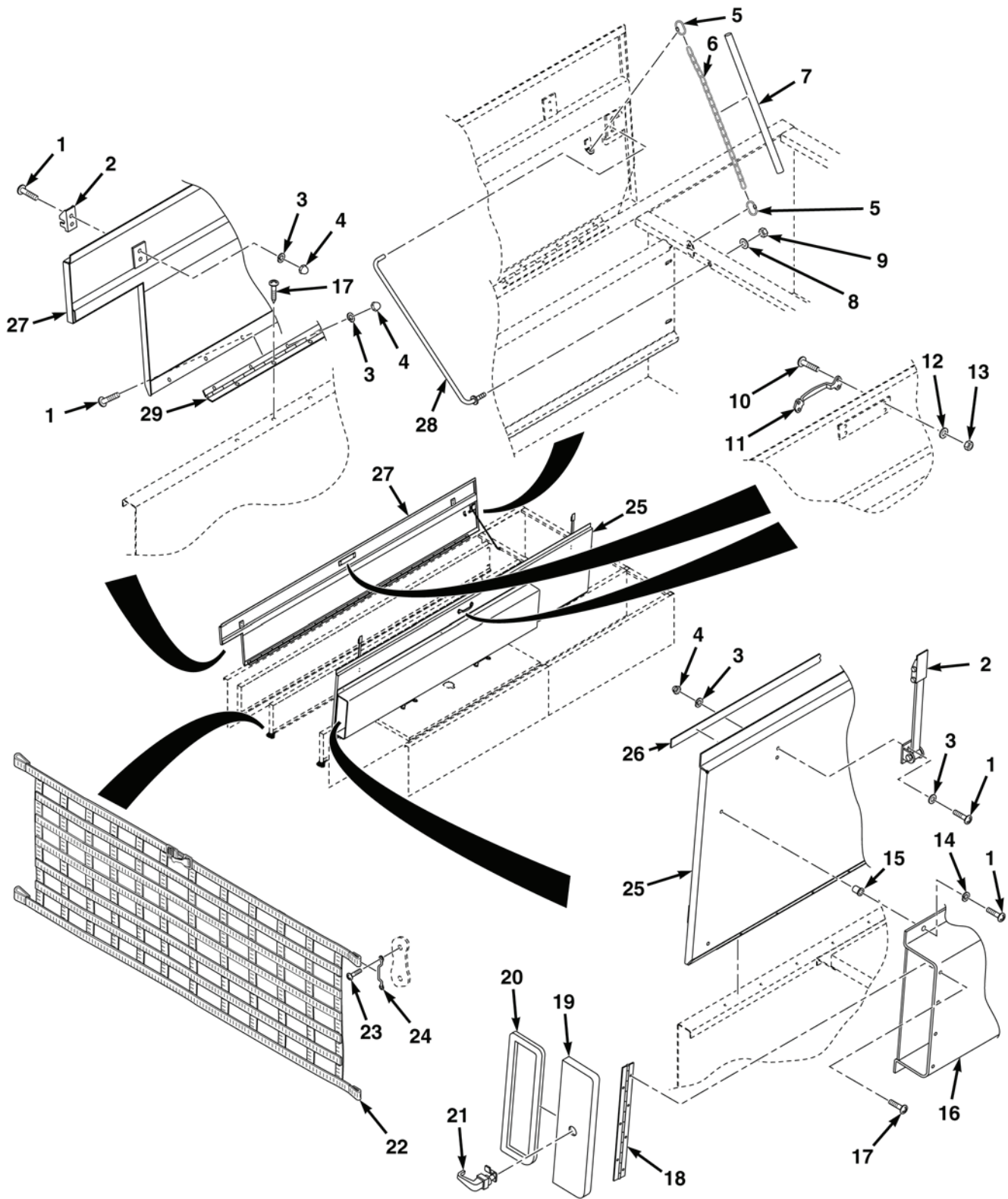


FIG. 137 HOSE BED COVER PACKAGE

| (1)      | (2)      | (3)              | (4)   | (5)           | (6)  | (7) |
|----------|----------|------------------|-------|---------------|--|-----|
| ITEM NO. | SMR CODE | NSN              | CAGEC | PART NUMBER   | DESCRIPTION AND USABLE ON CODES (UOC)  | QTY |
|          |          |                  |       |               | GROUP 7635 SPECIAL PURPOSE BODY<br>FIG. 137 HOSE BED COVER PACKAGE                 |     |
| 1        | PAFZZ    | 5305-00-984-6214 | 80205 | MS35206-267   | SCREW,MACHINE 10-24 X 1 . . . . .  | 102 |
| 2        | PAFZZ    | 2540-01-518-3808 | 94222 | 37-10-277-20  | LATCH,HOOD,VEHICULA . . . . .  | 2   |
| 3        | PAFZZ    | 5310-00-765-3197 | 96906 | MS27183-41    | WASHER,FLAT 10 . . . . .   | 102 |
| 4        | PAFZZ    | 5310-00-208-1918 | 88044 | AN365-1024A   | NUT,SELF-LOCKING 10-24 . . . . .   | 26  |
| 5        | PAFZZ    | 4010-01-518-3717 | 46156 | 4421040       | LINK,CHAIN,DETACHAB. . . . .   | 4   |
| 6        | PAFZZ    | 4010-01-518-3673 | 46156 | 60104-32      | CHAIN ASSEMBLY SINGLE LEG . . . . .  | 4   |
| 7        | MFFZZ    |                  | 04664 | 944011-12     | TUBING,NONMETALLIC MAKE FROM P/N TYVY-5812-50,CAGE 29907,APPROX 12 IN. LG. . . . . | 2   |
| 8        | PAFZZ    | 5310-00-087-7493 | 96906 | MS27183-13    | WASHER,FLAT 3/8 . . . . .  | 1   |
| 9        | PAFZZ    | 5310-01-054-4644 | 06032 | 2100-0123-001 | NUT,PLAIN,HEXAGON 3/8-16. . . . .  | 1   |
| 10       | PAFZZ    | 5305-00-958-5247 | 60905 | 02011-7G416   | SCREW,MACHINE 1/4-20 X 1 . . . . .   | 12  |
| 11       | PAFZZ    | 5340-01-517-6651 | 04664 | 1180392       | HANDLE,BOW . . . . .   | 3   |
| 12       | PAFZZ    | 5310-00-823-8804 | 96906 | MS27183-9     | WASHER,FLAT 1/4 . . . . .  | 12  |
| 13       | PAFZZ    | 5310-01-066-6759 | 56878 | 21NE-040      | NUT,SELF-LOCKING 1/4-20 NC . . . . .   | 12  |
| 14       | PAFZZ    | 5310-00-045-3296 | 80205 | MS35338-43    | WASHER,LOCK #10 . . . . .  | 102 |
| 15       | PAFZZ    | 5325-01-414-7133 | 78276 | ALS7-1024-225 | INSERT,SCREW THREAD 10-24 . . . . .  | 7   |
| 16       | PFFZZ    |                  | 04664 | 1365239       | COMPARTMENT ASSEMBL BACKBOARD . . . . .  | 1   |
| 17       | PAFZZ    | 5305-00-855-0957 | 45152 | 2477HX        | SCREW,TAPPING . . . . .  | 7   |
| 18       | PBFZZ    |                  | 04664 | 1396373       | HINGE . . . . .  | 1   |
| 19       | PAFZZ    |                  | 04664 | 1365344       | DOOR,COMPARTMENT BACKBOARD . . . . .   | 1   |
| 20       | MFFZZ    |                  | 04664 | 943064-12     | RUBBER,D-SECTION MAKE FROM P/N 1085-3017,CAGE 56329,APPROX 12 IN. LG. . . . .      | 3   |
| 21       | PAFZZ    | 5340-01-517-9032 | 94222 | 62-10-103-10  | LEVER,LOCK-RELEASE . . . . .   | 1   |
| 22       | PAFZZ    | 3990-01-520-6390 | 04664 | 1184052       | TIE DOWN,CARGO,VEHI . . . . .  | 1   |
| 23       | PAFZZ    | 5305-00-701-5074 | 80205 | MS51959-63    | SCREW,MACHINE 10-24 X 1/2 FLHEAD . . . . .   | 8   |
| 24       | PAFZZ    | 5340-00-329-2428 | 19220 | 6411D         | LOOP,STRAP FASTENER . . . . .  | 4   |
| 25       | PFFZZ    |                  | 04664 | 1348950       | COVER,HOSEBED PS . . . . .   | 1   |
| 26       | MFFZZ    |                  | 04664 | 95-0659-286   | WEARLINER MAKE FROM P/N NYLGS031X24X24,CAGE 1B6H7, APPROX 96 IN. LG. . . . .       | 1   |

| (1)                  | (2)      | (3) | (4)   | (5)         | (6)                                   | (7) |
|----------------------|----------|-----|-------|-------------|---------------------------------------|-----|
| ITEM NO.             | SMR CODE | NSN | CAGEC | PART NUMBER | DESCRIPTION AND USABLE ON CODES (UOC) | QTY |
| 27                   | PFFZZ    |     | 04664 | 1348951     | COVER,HOSEBED, DS.....                | 1   |
| 28                   | PAFZZ    |     | 04664 | 1348955     | ROD,PROP .....                        | 2   |
| 29                   | PBFZZ    |     | 04664 | 1366738     | HINGE .....                           | 2   |
| <b>END OF FIGURE</b> |          |     |       |             |                                       |     |





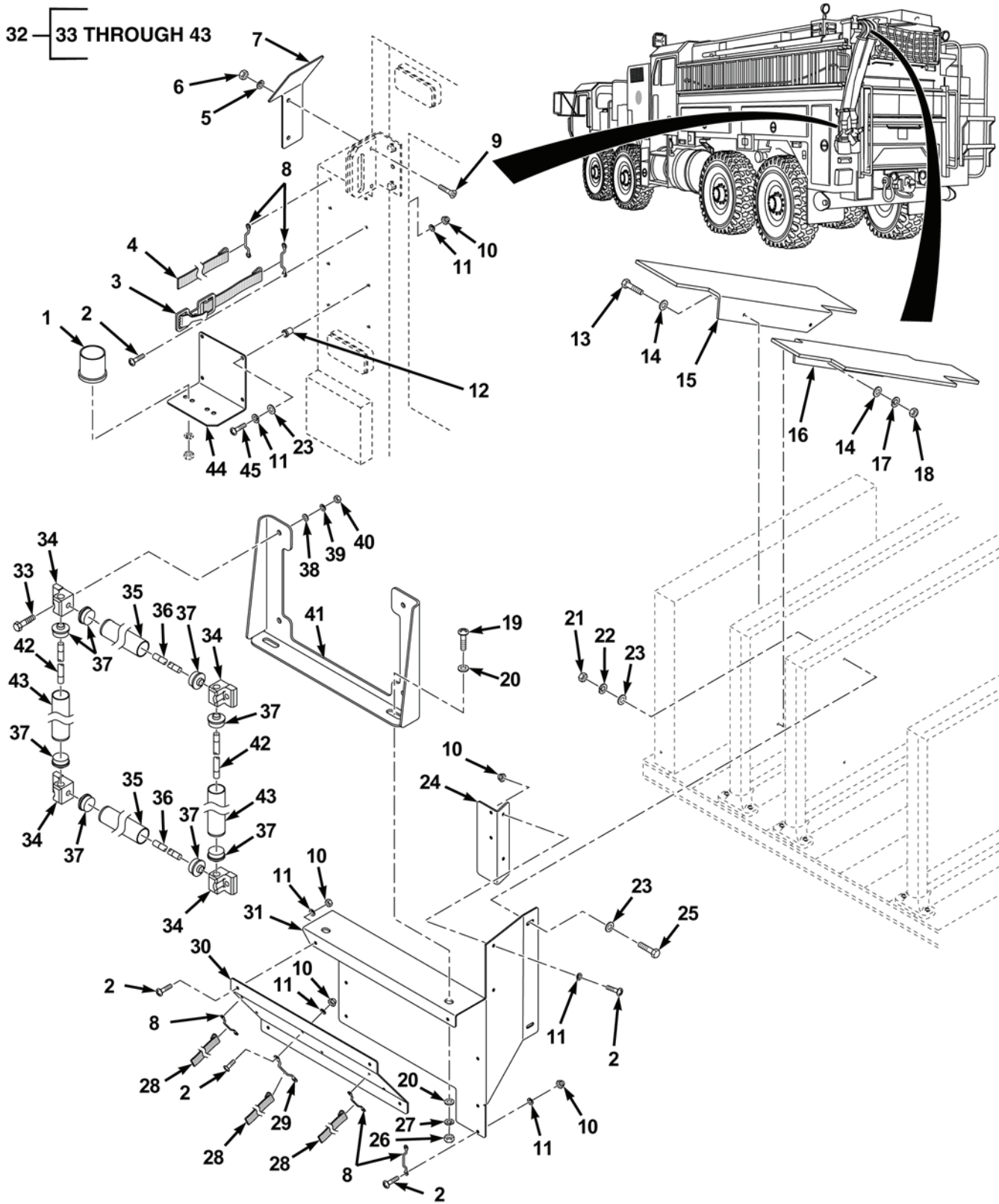


FIG. 138 HOSE BED PRE-CONNECT MOUNTING ASSEMBLY

| (1)      | (2)      | (3)              | (4)   | (5)             | (6)  | (7) |
|----------|----------|------------------|-------|-----------------|--|-----|
| ITEM NO. | SMR CODE | NSN              | CAGEC | PART NUMBER     | DESCRIPTION AND USABLE ON CODES (UOC)  | QTY |
|          |          |                  |       |                 | GROUP 7635 SPECIAL PURPOSE BODY<br>FIG. 138 HOSE BED PRE-CONNECT MOUNTING ASSEMBLY |     |
| 1        | PAFZZ    |                  | 51010 | 3070-130-000    | CUP,NOZZLE 4.625 IN IDNNCM-H-TFT .   | 2   |
| 2        | PAFZZ    | 5305-00-050-9226 | 96906 | MS51957-60      | SCREW,MACHINE 10-24 X 5/16 . . . . .   | 18  |
| 3        | PAFZZ    | 5340-01-518-2804 | 04664 | 1116525         | STRAP,WEBBING 1 IN. LG. . . . .  | 1   |
| 4        | PAFZZ    | 5340-01-517-4829 | 04664 | 1213390-0010    | STRAP,WEBBING 1 X 10 BLACK NYLON   | 1   |
| 5        | PAFZZ    | 5310-00-407-9566 | 80205 | MS35338-45      | WASHER,LOCK 5/16. . . . .  | 2   |
| 6        | PAFZZ    | 5310-00-807-1469 | 56878 | FN12A054        | NUT,SELF-LOCKING EXTENDED<br>WASHER,5/16-24 . . . . .                              | 2   |
| 7        | PAFZZ    |                  | 04664 | 1368668         | DEFLECTOR,HOSE NOZZLE CUP. . . . .   | 1   |
| 8        | PAFZZ    | 5340-00-329-2428 | 19220 | 6411D           | LOOP,STRAP FASTENER 1.25 WIDE . .  | 5   |
| 9        | PAFZZ    | 5305-01-082-0049 | 11939 | 93543216        | SCREW,CAP,HEX HEAD,3/8-18 X 1 . . . .  | 2   |
| 10       | PAFZZ    | 5310-01-283-4637 | 96906 | A-A-55629       | NUT,PLAIN,CAP 10-24 . . . . .  | 18  |
| 11       | PAFZZ    | 5310-00-045-3296 | 80205 | MS35338-43      | WASHER,LOCK #10 . . . . .  | 18  |
| 12       | PAFZZ    | 5325-01-411-0066 | 78276 | ALS4-1024-130   | INSERT,SCREW THREAD 10-24 . . . . .  | 4   |
| 13       | PAFZZ    | 5305-00-071-2513 | 80204 | B1821BH025C250N | SCREW,CAP,HEXAGON HEAD,<br>1/4-20 X 2 1/2. . . . .                                 | 4   |
| 14       | PAFZZ    | 5310-00-823-8804 | 96906 | MS27183-9       | WASHER,FLAT 1/4 . . . . .  | 4   |
| 15       | PAFZZ    |                  | 04664 | 1368687         | DEFLECTOR,HOSEBED RH. . . . .  | 1   |
| 16       | PAFZZ    |                  | 04664 | 1368686         | DEFLECTOR,HOSEBED LH . . . . .   | 1   |
| 17       | PAFZZ    | 5310-00-883-9417 | 80205 | MS35338-158     | WASHER,LOCK 1/4. . . . .   | 4   |
| 18       | PAFZZ    | 5310-00-761-6882 | 96906 | MS51967-2       | NUT,PLAIN,HEXAGON 1/4-20. . . . .  | 4   |
| 19       | PAFZZ    | 5305-00-732-0512 | 80204 | B1821BH050C075N | SCREW,CAP,HEXAGON HEAD,<br>1/2-13 X 3/4 . . . . .                                  | 2   |
| 20       | PAFZZ    | 5310-00-809-5997 | 96906 | MS27183-17      | WASHER,FLAT 1/2 . . . . .  | 4   |
| 21       | PAFZZ    | 5310-00-208-1918 | 88044 | AN365-1024A     | NUT,SELF-LOCKING 10-24. . . . .  | 2   |
| 22       | PAFZZ    | 5310-00-045-3296 | 80205 | MS35338-43      | WASHER,LOCK #10 . . . . .  | 2   |
| 23       | PAFZZ    | 5310-00-765-3197 | 96906 | MS27183-41      | WASHER,FLAT 3/16 . . . . .   | 8   |
| 24       | PAFZZ    |                  | 04664 | 1368487         | GUSSET,REAR HOSE ROLLER . . . . .  | 1   |
| 25       | PAFZZ    | 5305-00-984-6218 | 96906 | MS35206-271     | SCREW,MACHINE 3/16-24 X 2. . . . .   | 2   |
| 26       | PAFZZ    | 5310-00-768-0321 | 96906 | MS51971-5       | NUT,PLAIN,HEXAGON 1/2-13. . . . .  | 2   |
| 27       | PAFZZ    | 5310-00-584-5272 | 80205 | MS35338-48      | WASHER,LOCK 1/2. . . . .   | 2   |
| 28       | PAFZZ    | 8315-01-519-2396 | 04664 | 1219606-0010    | STRAP,HOOK AND PILE DOUBLE<br>SIDED . . . . .                                      | 2   |
| 29       | PAFZZ    | 5340-01-130-7909 | 19220 | 6411G           | LOOP,STRAP FASTENER 2 IN WIDE<br>STRAP . . . . .                                   | 1   |

| (1)      | (2)      | (3)              | (4)   | (5)             | (6)  | (7) |
|----------|----------|------------------|-------|-----------------|--|-----|
| ITEM NO. | SMR CODE | NSN              | CAGEC | PART NUMBER     | DESCRIPTION AND USABLE ON CODES (UOC)            | QTY |
| 30       | PAFZZ    |                  | 04664 | 1368688         | GUSSET,HOSE ROLLER MOUNTING . .                  | 1   |
| 31       | PFFZZ    |                  | 04664 | 1368689         | BRACKET,HOSE ROLLER MOUNTING .                   | 1   |
| 32       | PAFFF    |                  | 04664 | 1394146         | ROLLER ASSEMBLY PRECONNECT HOSES . . . . .       | 1   |
| 33       | PAFZZ    | 5305-00-938-1556 | 80204 | B1821BH050C050N | . SCREW,CAP,HEXAGON HEAD, 1/2-13 X 1/2 . . . . . | 4   |
| 34       | PFFZZ    |                  | 04664 | 81-1011         | . BRACKET,ROLLER . . . . .                       | 4   |
| 35       | PAFZZ    |                  | 04664 | 25-6025-0120    | . TUBE,CROSSLAY ROLL . . . . .                   | 2   |
| 36       | PAFZZ    |                  | 04664 | 25-6024-0100    | . ROD,CROSSLAY ROLLER 0.50 . . . . .             | 2   |
| 37       | PAFZZ    | 3110-01-517-4226 | 71041 | 1016D-1/2       | . BEARING,ROLLER,CYLI . . . . .                  | 8   |
| 38       | PAFZZ    | 5310-00-087-7493 | 96906 | MS27183-13      | . WASHER,FLAT 3/8 . . . . .                      | 4   |
| 39       | PAFZZ    | 5310-00-926-5877 | 96906 | MS35338-160     | . WASHER,LOCK 3/8 . . . . .                      | 4   |
| 40       | PAFZZ    | 5310-01-054-4644 | 06032 | 2100-0123-001   | . NUT,PLAIN,HEXAGON 3/8-16 . . . . .             | 4   |
| 41       | PFFZZ    |                  | 04664 | 1339201         | . BRACKET,HOSE GUIDE . . . . .                   | 1   |
| 42       | PAFZZ    |                  | 04664 | 25-6024-0099    | . ROD,CROSSLAY ROLLER 0.50 . . . . .             | 2   |
| 43       | PAFZZ    |                  | 04664 | 25-6025-0119    | . TUBE,CROSSLAY . . . . .                        | 2   |
| 44       | PFFZZ    |                  | 04664 | 1368691         | BRACKET,NOZZLE CUP MOUNTING . .                  | 1   |
| 45       | PAFZZ    | 5305-00-988-1721 | 80205 | MS35206-277     | SCREW,MACHINE 1/4-20 X 3/8 . . . . .             | 4   |

END OF FIGURE



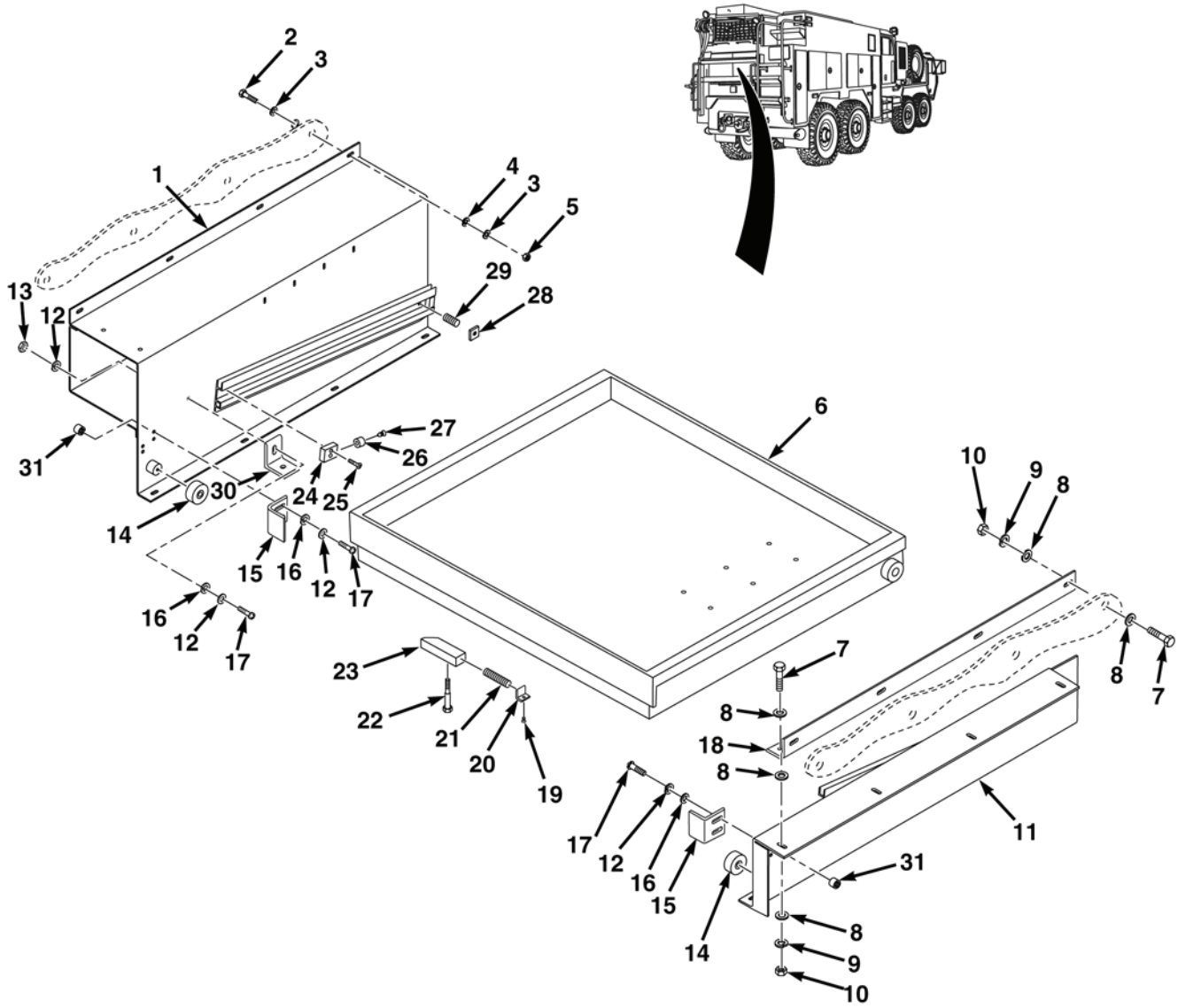


FIG. 139 TRAY ASSEMBLY, SLIDE (1372249)

| (1)      | (2)      | (3)              | (4)   | (5)             | (6)  | (7) |
|----------|----------|------------------|-------|-----------------|--|-----|
| ITEM NO. | SMR CODE | NSN              | CAGEC | PART NUMBER     | DESCRIPTION AND USABLE ON CODES (UOC)                                      | QTY |
|          |          |                  |       |                 | GROUP 7635 SPECIAL PURPOSE BODY<br>FIG. 139 TRAY ASSEMBLY, SLIDE (1372249) |     |
| 1        | PAFZZ    |                  | 04664 | 1220830         | BRACKET,TILT TRAY,L . . . . .  | 1   |
| 2        | PAFZZ    | 5305-00-725-2317 | 80204 | B1821BH038C150N | SCREW,CAP,HEXAGON HEAD,<br>3/8-16 X 1 1/2. . . . .                         | 8   |
| 3        | PAFZZ    | 5310-00-926-5877 | 96906 | MS35338-160     | WASHER,LOCK 3/8. . . . .   | 8   |
| 4        | PAFZZ    | 5310-00-080-6004 | 96906 | MS27183-14      | WASHER,FLAT 3/8 . . . . .  | 8   |
| 5        | PAFZZ    | 5310-00-807-1469 | 56878 | FN12A054        | NUT,SELF-LOCKING EXTENDED<br>WASHER,5/16-24 . . . . .                      | 8   |
| 6        | PAFZZ    |                  | 04664 | 1211259         | TILT TRAY,UTILITY . . . . .  | 1   |
| 7        | PAFZZ    | 5305-00-978-9395 | 96906 | MS16997-100     | SCREW,CAP,SOCKET HEAD,<br>3/8-16 X 1 1/8. . . . .                          | 8   |
| 8        | PAFZZ    | 5310-00-087-7493 | 96906 | MS27183-13      | WASHER,FLAT 3/8 . . . . .  | 16  |
| 9        | PAFZZ    | 5310-00-926-5877 | 96906 | MS35338-160     | WASHER,LOCK 3/8. . . . .   | 8   |
| 10       | PAFZZ    | 5310-00-851-2682 | 24617 | 451519          | NUT,PLAIN,HEXAGON 3/8-16. . . . .  | 8   |
| 11       | PAFZZ    |                  | 04664 | 1212084         | BRACKET,TILT TRAY,R. . . . .   | 1   |
| 12       | PAFZZ    | 5310-00-883-9417 | 80205 | MS35338-158     | WASHER,LOCK 1/4. . . . .   | 4   |
| 13       | PAFZZ    | 5310-00-997-1888 | 80205 | MS35649-2252    | NUT,PLAIN,HEXAGON 1/4-20. . . . .  | 4   |
| 14       | PAFZZ    | 3110-01-517-4230 | 04664 | 22-1419         | ROLLER,BEARING XVRSE DRAWER . .  | 4   |
| 15       | PAFZZ    | 5340-01-517-9956 | 04664 | 1070177         | CATCH,ELBOW. . . . .   | 2   |
| 16       | PAFZZ    | 5310-00-823-8804 | 96906 | MS27183-9       | WASHER,FLAT 1/4 . . . . .  | 4   |
| 17       | PAFZZ    | 5305-01-285-7712 | 39428 | 91770A542       | SCREW,MACHINE . . . . .  | 4   |
| 18       | PAFZZ    |                  | 04664 | 1225090         | ANGLE,RIGHT,REAR S/O TILT TRAY. . .  | 1   |
| 19       | PAFZZ    | 5306-01-517-6219 | 04664 | 1304307-0003    | BOLT,MACHINE. . . . .  | 2   |
| 20       | PAFZZ    |                  | 04664 | 1372222         | ANGLE,TRAY RETAINER . . . . .  | 2   |
| 21       | PAFZZ    | 5340-01-517-6068 | 04664 | 24-1597         | BOLT,WINDOW,SPRING . . . . .   | 2   |
| 22       | PAFZZ    | 5306-01-517-6073 | 04664 | 24-1600         | BOLT,SLIDING HANDLE . . . . .  | 2   |
| 23       | PAFZZ    | 4210-01-518-5373 | 04664 | 24-1596         | BLOCK,NYLON . . . . .  | 2   |
| 24       | PAFZZ    | 5340-01-517-9785 | 04664 | 1070174         | STOP,TRACK TILT TRAY . . . . .   | 2   |
| 25       | PAFZZ    | 5305-00-068-0509 | 80204 | B1821BH025C125N | SCREW,CAP,HEXAGON HEAD,<br>1/4-20 X 1 1/4. . . . .                         | 4   |
| 26       | PAFZZ    | 5340-01-517-9049 | 98893 | 755R            | BUMPER . . . . .   | 2   |
| 27       | PAFZZ    | 5305-00-059-3661 | 80205 | MS51958-65      | SCREW,MACHINE 10-24 X 3/4. . . . .   | 2   |

| (1)                  | (2)      | (3)              | (4)   | (5)          | (6)                                   | (7) |
|----------------------|----------|------------------|-------|--------------|---------------------------------------|-----|
| ITEM NO.             | SMR CODE | NSN              | CAGEC | PART NUMBER  | DESCRIPTION AND USABLE ON CODES (UOC) | QTY |
| 28                   | PAFZZ    | 5340-01-517-9904 | 04664 | 1070182      | PAD,CUSHIONING.....                   | 2   |
| 29                   | PAFZZ    | 5340-01-517-9939 | 04664 | 1070181      | BUMPER.....                           | 2   |
| 30                   | PFFZZ    | 5340-01-517-5291 | 04664 | 1070180      | BRACKET,ANGLE.....                    | 4   |
| 31                   | PAFZZ    | 5325-01-517-2270 | 04664 | 82-0257-0002 | INSERT,SCREW THREAD .25-20.....       | 6   |
| <b>END OF FIGURE</b> |          |                  |       |              |                                       |     |





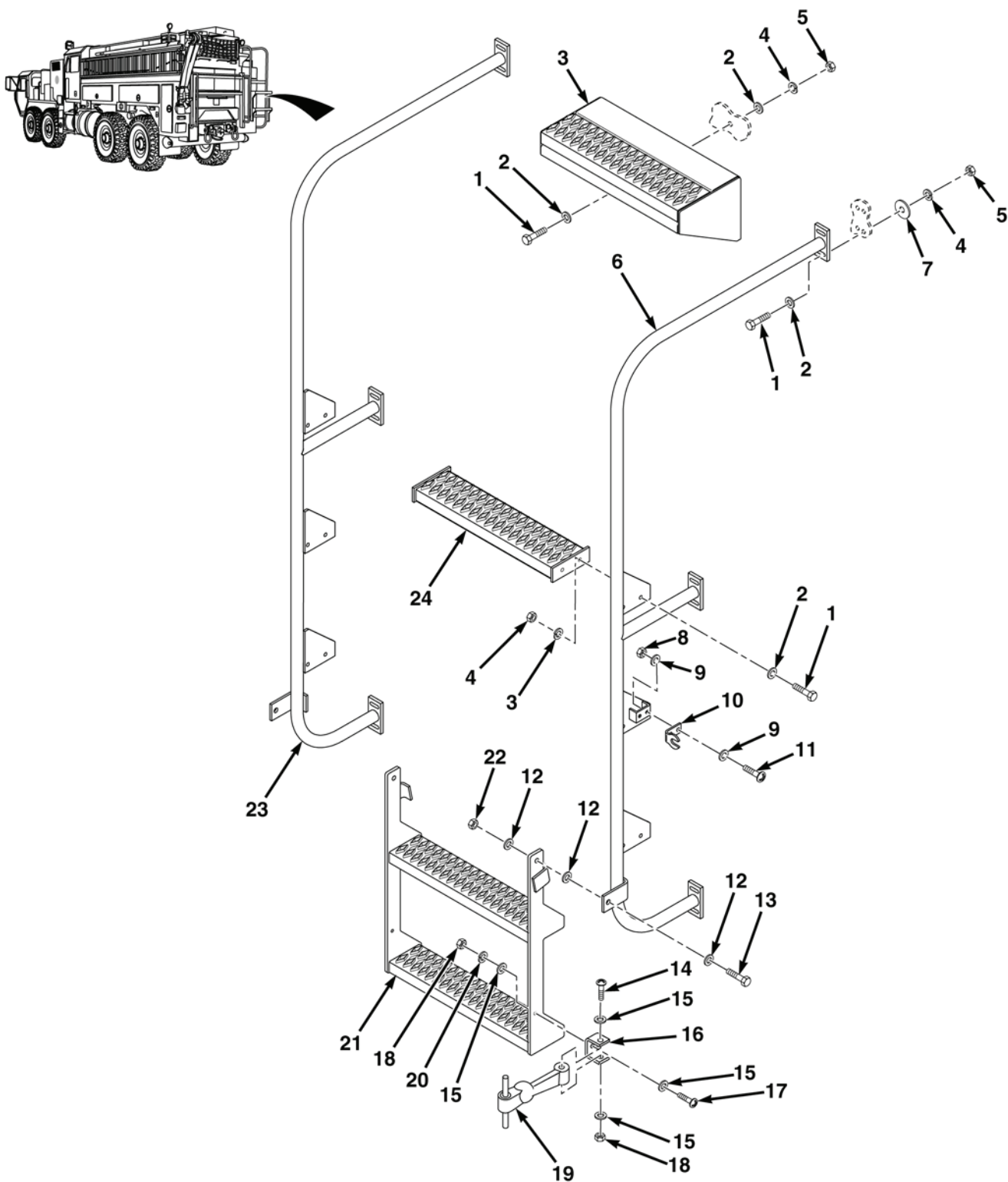


FIG. 140 RIGHT REAR SWING DOWN LADDER

| (1)                                   | (2)      | (3)              | (4)   | (5)             | (6)  | (7) |
|---------------------------------------|----------|------------------|-------|-----------------|--|-----|
| ITEM NO.                              | SMR CODE | NSN              | CAGEC | PART NUMBER     | DESCRIPTION AND USABLE ON CODES (UOC)        | QTY |
| GROUP 7635 SPECIAL PURPOSE BODY       |          |                  |       |                 |  |     |
| FIG. 140 RIGHT REAR SWING DOWN LADDER |          |                  |       |                 |  |     |
| 1                                     | PAFZZ    | 5305-01-517-2284 | 04664 | 81-0270-125     | SCREW,CAP,HEXAGON HEAD, 3/8-16 X 1 1/4. .... | 34  |
| 2                                     | PAFZZ    | 5310-01-517-4812 | 04664 | 82-1013-008     | WASHER,FLAT 3/8 . . . . .                    | 34  |
| 3                                     | PAFZZ    |                  | 04664 | 1342579         | STEP,GRIP STRUT . . . . .                    | 1   |
| 4                                     | PAFZZ    | 5310-01-517-9775 | 04664 | 82-1011-0038    | WASHER,SPRING 3/8. ....                      | 34  |
| 5                                     | PAFZZ    | 5310-01-054-4644 | 06032 | 2100-0123-001   | NUT,PLAIN,HEXAGON 3/8-16. ....               | 34  |
| 6                                     | PBFZZ    |                  | 04664 | 1348994         | RAIL ASSY,LADDER,RH . . . . .                | 1   |
| 7                                     | PAFZZ    | 5310-01-517-5990 | 0LBS5 | F-XWFDS.38X1.00 | WASHER,FLAT 3/8 . . . . .                    | 16  |
| 8                                     | PAFZZ    | 5310-01-066-6759 | 56878 | 21NE-040        | NUT,SELF-LOCKING 1/4-20 NC . . . . .         | 2   |
| 9                                     | PAFZZ    | 5310-00-765-3197 | 96906 | MS27183-41      | WASHER,FLAT . . . . .                        | 2   |
| 10                                    | PAFZZ    | 2540-01-152-7764 | 64386 | 67D794          | LATCH,HOOD . . . . .                         | 1   |
| 11                                    | PAFZZ    | 5305-00-071-1315 | 96906 | MS51957-79      | SCREW,MACHINE 1/4-20 X 1/2 . . . . .         | 2   |
| 12                                    | PAFZZ    | 5310-01-267-1684 | 96906 | MS51412-10      | WASHER,FLAT 1/2 . . . . .                    | 6   |
| 13                                    | PAFZZ    | 5305-00-071-2071 | 80204 | B1821BH050C200N | SCREW,CAP,HEXAGON HEAD, 1/2-13 X 2. ....     | 2   |
| 14                                    | PAFZZ    | 5305-00-984-6217 | 96906 | MS35206-270     | SCREW,MACHINE 10-24 X 1.625. ....            | 1   |
| 15                                    | PAFZZ    | 5310-00-809-3078 | 96906 | MS27183-11      | WASHER,FLAT . . . . .                        | 4   |
| 16                                    | PFFZZ    | 2590-01-517-2878 | 04664 | 1331040         | BRACKET,VEHICULAR C . . . . .                | 1   |
| 17                                    | PAFZZ    | 5305-01-338-7312 | 64678 | 23-10893-050    | SCREW,SELF-DRILLING 1/2-13 X 1 1/2. . . . .  | 2   |
| 18                                    | PAFZZ    | 5310-01-067-8396 | 81580 | 104066          | NUT,LOCK 1/2-13 . . . . .                    | 2   |
| 19                                    | PAFZZ    | 5340-01-156-6776 | 64386 | 277A801CP       | STRAP,RETAINING . . . . .                    | 1   |
| 20                                    | PAFZZ    | 3120-01-520-6545 | 1GX90 | EW081601        | BEARING,WASHER,THRU . . . . .                | 2   |
| 21                                    | PAFZZ    |                  | 04664 | 1136337         | LADDER ASSEMBLY,SWI . . . . .                | 1   |
| 22                                    | PAFZZ    | 5310-00-225-6993 | 81349 | M45913/1-8CG5C  | NUT,SELF-LOCKING 1/2-13 . . . . .            | 2   |
| 23                                    | PBFZZ    |                  | 04664 | 1348993         | RAIL ASSY,LADDER,LH . . . . .                | 1   |
| 24                                    | PAFZZ    |                  | 04664 | 1348996         | STEP ASSY,GRIP STRU . . . . .                | 3   |
| <b>END OF FIGURE</b>                  |          |                  |       |                 |  |     |

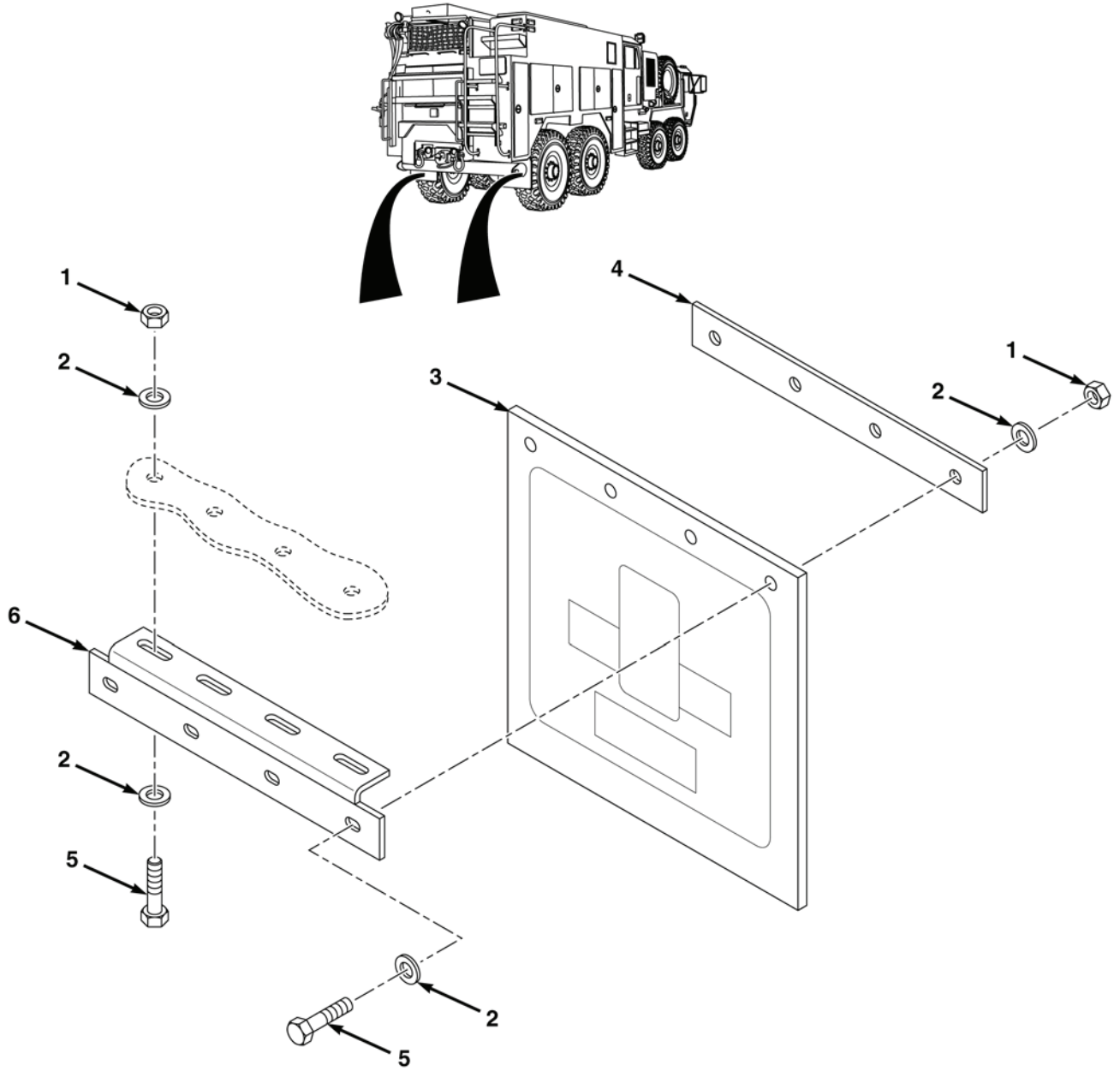


FIG. 141 SPLASH GUARD INSTALLATION

| (1)      | (2)      | (3)              | (4)   | (5)            | (6)                                   | (7) |
|----------|----------|------------------|-------|----------------|---------------------------------------|-----|
| ITEM NO. | SMR CODE | NSN              | CAGEC | PART NUMBER    | DESCRIPTION AND USABLE ON CODES (UOC) | QTY |
|          |          |                  |       |                | GROUP 7635 SPECIAL PURPOSE BODY       |     |
|          |          |                  |       |                | FIG. 141 SPLASH GUARD INSTALLATION    |     |
| 1        | PAFZZ    | 5310-00-088-1251 | 81349 | M45913/1-4CG5C | NUT,SELF-LOCKING 1/4-20 NC . . . . .  | 16  |
| 2        | PAFZZ    | 5310-01-204-2167 | 39428 | 90126A029      | WASHER,FLAT SAE,.25"X.63OD . . . . .  | 32  |
| 3        | PAFZZ    | 2540-01-215-4234 | 45152 | 1407350        | GUARD,SPLASH,VEHICU . . . . .         | 2   |
| 4        | PAFZZ    |                  | 04664 | 25-2832        | REINFORCEMENT,MUD 24 IN . . . . .     | 2   |
| 5        | PAFZZ    |                  | 04664 | 82-2072-0075   | SCREW,CAP,HEXAGON 1/4-20 X 3/4,S/S    | 16  |
| 6        | PAFZZ    |                  | 04664 | 25-2831        | ANGLE,MOUNTING . . . . .              | 2   |
|          |          |                  |       |                | <b>END OF FIGURE</b>                  |     |

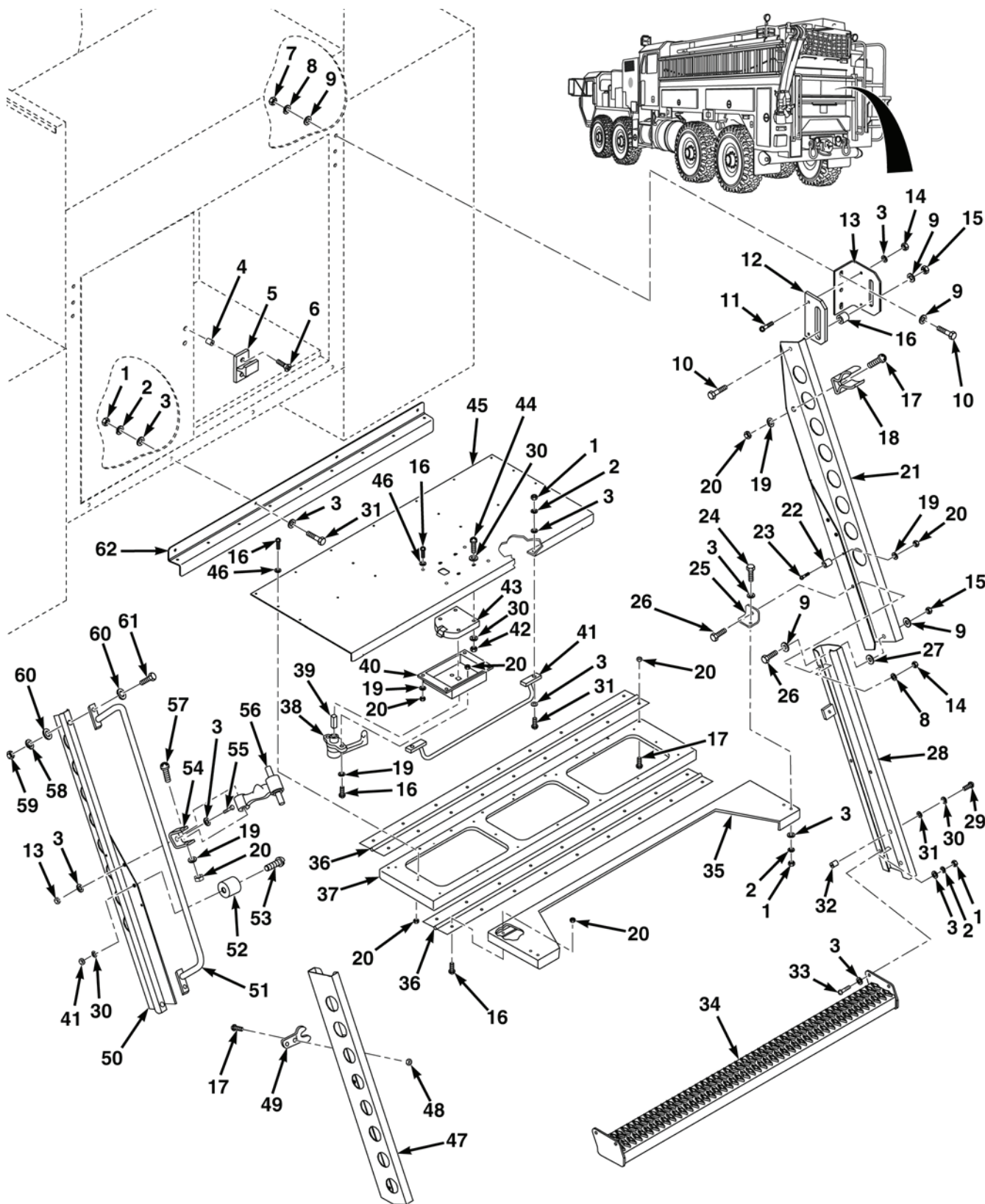


FIG. 142 REAR WORK PLATFORM

| (1)      | (2)      | (3)              | (4)   | (5)             | (6)  | (7) |
|----------|----------|------------------|-------|-----------------|--|-----|
| ITEM NO. | SMR CODE | NSN              | CAGEC | PART NUMBER     | DESCRIPTION AND USABLE ON CODES (UOC)                          | QTY |
|          |          |                  |       |                 | GROUP 7635 SPECIAL PURPOSE BODY<br>FIG. 142 REAR WORK PLATFORM |     |
| 1        | PAFZZ    | 5310-00-880-7744 | 80204 | ANSI B18.2.2    | NUT,PLAIN,HEXAGON .312-18UNC. . . . .                          | 16  |
| 2        | PAFZZ    | 5310-00-933-8122 | 96906 | MS35338-159     | WASHER,LOCK .312. . . . .                                      | 16  |
| 3        | PAFZZ    | 5310-00-809-3078 | 96906 | MS27183-11      | WASHER,FLAT .312 . . . . .                                     | 22  |
| 4        | PAFZZ    | 5325-01-517-2270 | 04664 | 82-0257-0002    | INSERT,SCREW THREAD .25-20 . . . . .                           | 2   |
| 5        | PAFZZ    | 5340-01-517-9299 | 04664 | 1340309         | STRIKE,CATCH ACCESS STEP . . . . .                             | 1   |
| 6        | PAFZZ    | 5305-00-958-5245 | 80205 | MS35190-288     | SCREW,MACHINE .<br>25-20 X .625 FLAT HEAD . . . . .            | 2   |
| 7        | PAFZZ    | 5310-00-768-0321 | 96906 | MS51971-5       | NUT,PLAIN,HEXAGON .500-13UNC. . . . .                          | 6   |
| 8        | PAFZZ    | 5310-00-584-5272 | 80205 | MS35338-48      | WASHER,LOCK .500. . . . .                                      | 8   |
| 9        | PAFZZ    | 5310-00-809-5997 | 96906 | MS27183-17      | WASHER,FLAT .500 . . . . .                                     | 8   |
| 10       | PAFZZ    | 5305-00-071-2071 | 80204 | B1821BH050C200N | SCREW,CAP,HEXAGON<br>.500-13 X 2.00 G8 . . . . .               | 8   |
| 11       | PAFZZ    | 5305-00-958-5254 | 80205 | MS35190-307     | SCREW,MACHINE<br>.312-18 X 1.25 FLAT HEAD . . . . .            | 4   |
| 12       | PBFZZ    |                  | 04664 | 1337674         | WEAR PAD,REAR ACCES . . . . .                                  | 2   |
| 13       | PFFZZ    |                  | 04664 | 1331610         | PIVOT,BRACKET . . . . .  | 2   |
| 14       | PAFZZ    | 5310-00-913-3366 | 81349 | M45913/1-5CBB   | NUT,SELF-LOCKING .312-18UNC . . . . .                          | 5   |
| 15       | PAFZZ    | 5310-00-225-6993 | 81349 | M45913/1-8CG5C  | NUT,SELF-LOCKING .500-13UNC . . . . .                          | 6   |
| 16       | PAFZZ    |                  | 04664 | 930007-00094    | PIPE BLK STL SCHED 40 0.38 DIA X<br>0.94 LONG . . . . .        | 2   |
| 17       | PAFZZ    | 5305-00-050-9231 | 96906 | MS51957-65      | SCREW,MACHINE 10-24 X 3/4. . . . .                             | 48  |
| 18       | PAFZZ    | 5340-01-517-7726 | 04664 | 1056752         | CLIP,SPRING TENSION . . . . .                                  | 2   |
| 19       | PAFZZ    | 5310-00-765-3197 | 96906 | MS27183-41      | WASHER,FLAT 10-24 . . . . .                                    | 25  |
| 20       | PAFZZ    | 5310-00-208-1918 | 88044 | AN365-1024A     | NUT,SELF-LOCKING 10-24. . . . .                                | 45  |
| 21       | PAFZZ    |                  | 04664 | 1331609         | RAIL,UPPER,RH . . . . .  | 1   |
| 22       | PAFZZ    | 5365-01-517-3448 | 04664 | 64-0908-0002    | SPACER,SLEEVE . . . . .  | 2   |
| 23       | PAFZZ    | 5305-00-984-6216 | 96906 | MS35206-269     | SCREW,MACHINE 10-24 X 1 1/2 . . . . .                          | 2   |
| 24       | PAFZZ    | 5306-00-637-9675 | 96906 | MS35307-332     | BOLT,MACHINE .312-18 X .75 . . . . .                           | 4   |
| 25       | PAFZZ    |                  | 04664 | 1333167         | ANGLE,RAIL MOUNT . . . . .                                     | 2   |
| 26       | PAFZZ    | 5305-00-732-0511 | 80204 | B1821BH050C113N | SCREW,CAP,HEXAGON .500-13 X 1.125                              | 4   |
| 27       | PAFZZ    | 3120-01-517-9777 | 04664 | 82-1019         | BEARING,WASHER .500 DIA . . . . .                              | 2   |
| 28       | PAFZZ    |                  | 04664 | 1331613         | RAIL,LOWER,RH. . . . .   | 1   |
| 29       | PAFZZ    | 5305-00-225-3843 | 80204 | B1821BH025C100N | SCREW,CAP,HEXAGON HEAD,<br>1/4-20 X 1. . . . .                 | 2   |
| 30       | PAFZZ    | 5310-00-582-5965 | 80205 | MS35338-44      | WASHER,LOCK .25. . . . .                                       | 1   |

| (1)      | (2)      | (3)              | (4)   | (5)             | (6)                                   | (7) |
|----------|----------|------------------|-------|-----------------|---------------------------------------|-----|
| ITEM NO. | SMR CODE | NSN              | CAGEC | PART NUMBER     | DESCRIPTION AND USABLE ON CODES (UOC) | QTY |
| 31       | PAFZZ    | 5310-00-823-8804 | 96906 | MS27183-9       | WASHER,FLAT 1/4                       | 2   |
| 32       | PAFZZ    | 5365-01-517-3426 | 04664 | 1340341         | SPACER,SPECIAL SHAP CATCH,STUB        | 2   |
| 33       | PAFZZ    | 5305-00-226-4831 | 80204 | B1821BH031C150N | SCREW,CAP,HEXAGON .312-18 X 1.5       | 16  |
| 34       | PAFZZ    |                  | 04664 | 1331617         | STEP WELDMENT,REAR                    | 2   |
| 35       | PAFZZ    |                  | 04664 | 1331607         | PLATFORM,OUTER                        | 1   |
| 36       | PBFZZ    |                  | 04664 | 941010-05050    | HINGE,S/S 1.81 WIDE                   | 2   |
| 37       | PPFZZ    |                  | 04664 | 1331606         | PLATFORM,INNER                        | 1   |
| 38       | PAFZZ    | 2540-01-517-3427 | 04664 | 80-2069         | HANDLE,DOOR,VEHICUL                   | 1   |
| 39       | PAFZZ    | 3040-01-517-3699 | 04664 | 15-0864         | SHAFT,HANDLE DOOR LOCK                | 1   |
| 40       | PAFZZ    |                  | 04664 | 1459272         | ENCLOSURE,LOCK,REAR ACCESS STEP       | 1   |
| 41       | PAFZZ    |                  | 04664 | 1340337         | HANDRAIL ASSEMBLY ACCESS STEP         | 1   |
| 42       | PAFZZ    | 5310-01-066-6759 | 56878 | 21NE-040        | NUT,SELF-LOCKING .250-20UNC           | 4   |
| 43       | PAFZZ    | 5305-01-338-7312 | 64678 | 23-10893-050    | SCREW,SELF-DRILLING 12-24             | 4   |
| 43       | PAFZZ    | 2510-01-517-3682 | 04664 | 80-2260         | LOCK SET,VEHICULAR                    | 1   |
| 44       | PAFZZ    | 5305-00-988-1170 | 96906 | MS35206-284     | SCREW,MACHINE .25-20 X 1.25           | 1   |
| 45       | PAFZZ    |                  | 04664 | 1331616         | PLATFORM,COVER                        | 1   |
| 46       | PAFZZ    | 5310-01-517-4200 | 04664 | 82-1017-001     | WASHER,FLAT 10 NYLON                  | 21  |
| 47       | PAFZZ    |                  | 04664 | 1331612         | RAIL,LOWER,LH                         | 1   |
| 48       | PAFZZ    |                  | 3A054 | 90675A011       | NUT,KEPS,LOCK 10-24UNC                | 2   |
| 49       | PPFZZ    | 2590-01-517-2878 | 04664 | 1331040         | BRACKET,VEHICULAR C                   | 1   |
| 50       | PAFZZ    |                  | 04664 | 1331608         | RAIL,UPPER,LH                         | 1   |
| 51       | PAFZZ    |                  | 04664 | 1363450         | HANDRAIL ASSY,40.00                   | 2   |
| 52       | PAFZZ    | 5340-00-253-0179 | 98893 | 795RW           | BUMPER 1.50 OD X 1.50 L               | 2   |
| 53       | PAFZZ    | 5305-00-988-1171 | 96906 | MS35206-285     | SCREW,MACHINE .25-20 X 1.50           | 2   |
| 54       | PAFZZ    | 5340-01-156-6776 | 64386 | 277-A-80-1      | STRAP,RETAINING                       | 2   |
| 55       | PAFZZ    | 5306-00-543-4405 | 80205 | MS35307-334     | BOLT,MACHINE .312-18 X 1              | 2   |
| 56       | PAFZZ    | 2540-01-152-7764 | 64386 | 67D794          | LATCH,HOOD                            | 2   |
| 57       | PAFZZ    | 5305-00-984-6217 | 96906 | MS35206-270     | SCREW,MACHINE 10-24 X 1.75 IN         | 1   |
| 58       | PAFZZ    | 5310-01-081-1283 | 45152 | 352AX           | WASHER,LOCK .438                      | 4   |
| 59       | PAFZZ    | 5310-00-880-8189 | 96906 | MS51967-11      | NUT,PLAIN,HEXAGON .438-14UNC          | 4   |
| 60       | PAFZZ    | 5310-00-809-4061 | 96906 | MS27183-15      | WASHER,FLAT .438                      | 8   |
| 61       | PAFZZ    | 5305-00-071-1788 | 80204 | B1821BH044C125N | SCREW,CAP,HEXAGON .438-14 X 1.25 IN   | 4   |
| 62       | PPFZZ    |                  | 04664 | 1337793         | MOUNT,HINGE,REAR ST                   | 1   |

END OF FIGURE







| (1)      | (2)      | (3)              | (4)   | (5)          | (6)  | (7) |
|----------|----------|------------------|-------|--------------|--|-----|
| ITEM NO. | SMR CODE | NSN              | CAGEC | PART NUMBER  | DESCRIPTION AND USABLE ON CODES (UOC)                              | QTY |
|          |          |                  |       |              | GROUP 7635 SPECIAL PURPOSE BODY<br>FIG. 143 REAR LIFT BAR ASSEMBLY |     |
| 1        | PFFZZ    | 2590-01-559-2425 | 04664 | 1182200      | BRACKET,FRAME LIFT BAR . . . . .                                   | 2   |
| 2        | PAFZZ    | 5306-00-146-3163 | 04984 | 64-7-500-4   | BOLT,MACHINE 3/4-10 X 3 1/2 . . . . .                              | 4   |
| 3        | PAFZZ    | 5306-00-001-4766 | 04664 | 82-0227-0250 | BOLT,MACHINE . . . . .   | 8   |
| 4        | PAFZZ    | 5310-00-027-2022 | 90099 | 386B203-013  | NUT,SELF-LOCKING . . . . .   | 12  |
| 5        | PAFZZ    | 4010-01-518-3673 | 46156 | 60104-32     | CHAIN ASSEMBLY . . . . .   | 2   |
| 6        | PAFZZ    | 5315-01-517-9417 | 39428 | 98485A       | PIN,QUICK RELEASE . . . . .  | 2   |
| 7        | PAFZZ    | 3040-01-559-3240 | 04664 | 1182208      | SLIDER,LIFT BAR . . . . .  | 2   |
| 8        | PAFZZ    | 4710-01-559-4360 | 04664 | 1182218      | BAR,LIFT . . . . .   | 1   |
|          |          |                  |       |              | <b>END OF FIGURE</b>   |     |

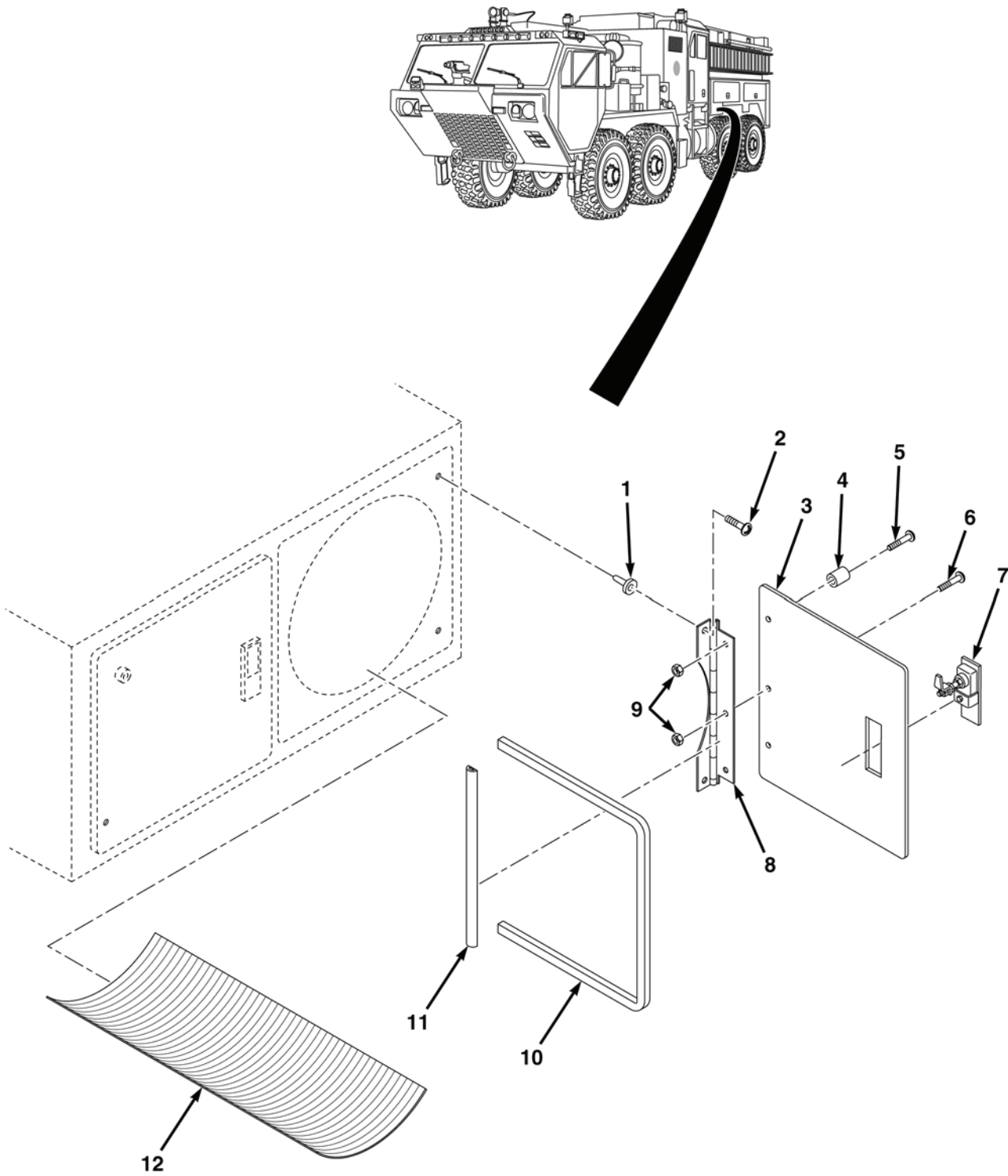


FIG. 144 AB-COMPARTMENT TRIM KIT

| (1)                  | (2)      | (3)              | (4)   | (5)           | (6)   | (7) |
|----------------------|----------|------------------|-------|---------------|---|-----|
| ITEM NO.             | SMR CODE | NSN              | CAGEC | PART NUMBER   | DESCRIPTION AND USABLE ON CODES (UOC)   | QTY |
|                      |          |                  |       |               | GROUP 7635 SPECIAL PURPOSE BODY<br>FIG. 144 AB-COMPARTMENT TRIM KIT                 |     |
| 1                    | PAFZZ    | 5340-01-518-2859 | 02768 | 212-250301-00 | GROMMET,SCREW ANCHOR . . . . .  | 2   |
| 2                    | PAFZZ    | 5305-00-050-9227 | 96906 | MS51957-61    | SCREW,MACHINE 10-24 X 3/8. . . . .  | 2   |
| 3                    | PFFZZ    |                  | 04664 | 1183549       | DOOR,COMPARTMENT AIR BOTTLE . .   | 1   |
| 4                    | PAFZZ    | 5340-01-517-9049 | 98893 | 755R          | BUMPER HEAD,3/8-16 X 1 1/8. . . . .   | 1   |
| 5                    | PAFZZ    | 5305-00-984-6212 | 80205 | MS35206-265   | SCREW,MACHINE 10-24 X .75. . . . .  | 1   |
| 6                    | PAFZZ    | 5305-01-517-3710 | 92858 | 9958.0001     | SCREW,MACHINE 10-24 X .50. . . . .  | 2   |
| 7                    | PAFZZ    | 5340-01-111-2451 | 96214 | 805435-3      | LEVER,LOCK-RELEASE. . . . .   | 1   |
| 8                    | PBFZZ    |                  | 04664 | 1183550       | HINGE,COMPARTMENT AIR BOTTLE . .  | 1   |
| 9                    | PAFZZ    |                  | 3A054 | 90675A011     | NUT,KEPS,LOCK 10-24 UNC . . . . .   | 3   |
| 10                   | MFFZZ    |                  | 04664 | 943127-00025  | SEAL,DOOR MAKE FROM P/N 4813,<br>CAGE 56329,APPROX 25 IN. LG. . . . .               | 25  |
| 11                   | MFFZZ    |                  | 04664 | 943064        | RUBBER,D-SECTION MAKE FROM P/N<br>1085-3017,CAGE 56329,APPROX 25 IN.<br>LG. . . . . | 1   |
| 12                   | PAFZZ    |                  | 04664 | 25-3540-0020  | MATTING,FLOOR AIR BOX. . . . .  | 1   |
| <b>END OF FIGURE</b> |          |                  |       |               |   |     |

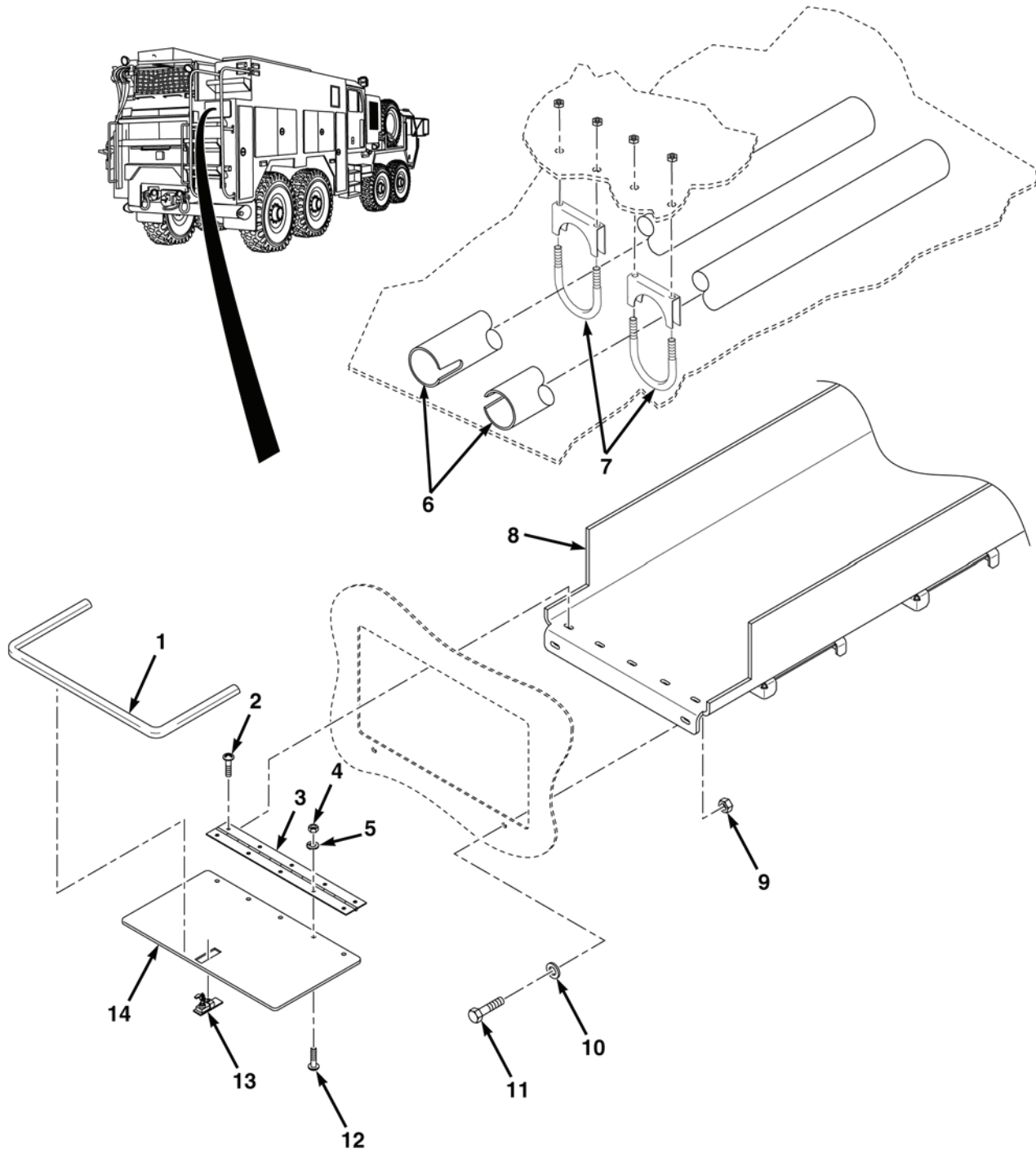


FIG. 145 HSH THROUGH ASSEMBLY

| (1)      | (2)      | (3)              | (4)   | (5)             | (6)  | (7) |
|----------|----------|------------------|-------|-----------------|--|-----|
| ITEM NO. | SMR CODE | NSN              | CAGEC | PART NUMBER     | DESCRIPTION AND USABLE ON CODES (UOC)                                      | QTY |
|          |          |                  |       |                 | GROUP 7635 SPECIAL PURPOSE BODY<br>FIG. 145 HSH THROUGH ASSEMBLY           |     |
| 1        | MFFZZ    |                  | 04664 | 943064-12       | RUBBER,D-SECTION MAKE FROM P/N 1085-3017,CAGE 56329,APPROX 12 IN. LG. .... | 1   |
| 2        | PAFZZ    | 5305-00-562-2750 | 96906 | MS24628-64      | SCREW,TAPPING 1/4-20 X 3/4. ....   | 5   |
| 3        | PBFZZ    |                  | 04664 | 1219372         | HINGE,DOOR,HARD SUC. ....  | 1   |
| 4        | PAFZZ    | 5310-01-066-6759 | 56878 | 21NE-040        | NUT,SELF-LOCKING 1/4-20 NC. ....   | 5   |
| 5        | PAFZZ    | 5310-00-582-5965 | 80205 | MS35338-44      | WASHER,LOCK .25. ....  | 5   |
| 6        | PAFZZ    |                  | 04664 | 72-0252-0007    | TUBING. ....   | 2   |
| 7        | PAFZZ    | 5340-01-398-6995 | 72741 | 656-214         | CLAMP,LOOP 2 1/4. ....   | 4   |
| 8        | PFFZZ    |                  | 04664 | 1136399         | TROUGH ASSEMBLY HOUSING. ....  | 1   |
| 9        | PAFZZ    | 5310-00-176-6271 | 81349 | M45913/1-9CG5C  | NUT,SELF-LOCKING 9/16-12. ....   | 4   |
| 10       | PAFZZ    | 5310-00-809-3079 | 96906 | MS27183-19      | WASHER,FLAT 9/16. ....   | 4   |
| 11       | PAFZZ    | 5305-00-943-5926 | 80204 | B1821BH056C100N | SCREW,CAP,HEXAGON HEAD, 9/16-12 X 1. ....                                  | 4   |
| 12       | PAFZZ    | 5305-00-988-1723 | 80205 | MS35206-279     | SCREW,MACHINE 1/4-20 X 1/2. ....   | 5   |
| 13       | PAFZZ    | 5340-01-111-2451 | 96214 | 805435-3        | LEVER,LOCK-RELEASE. ....   | 1   |
| 14       | PFFZZ    |                  | 04664 | 1217879         | DOOR,HARD SUCTION. ....  | 1   |
|          |          |                  |       |                 | <b>END OF FIGURE</b>   |     |

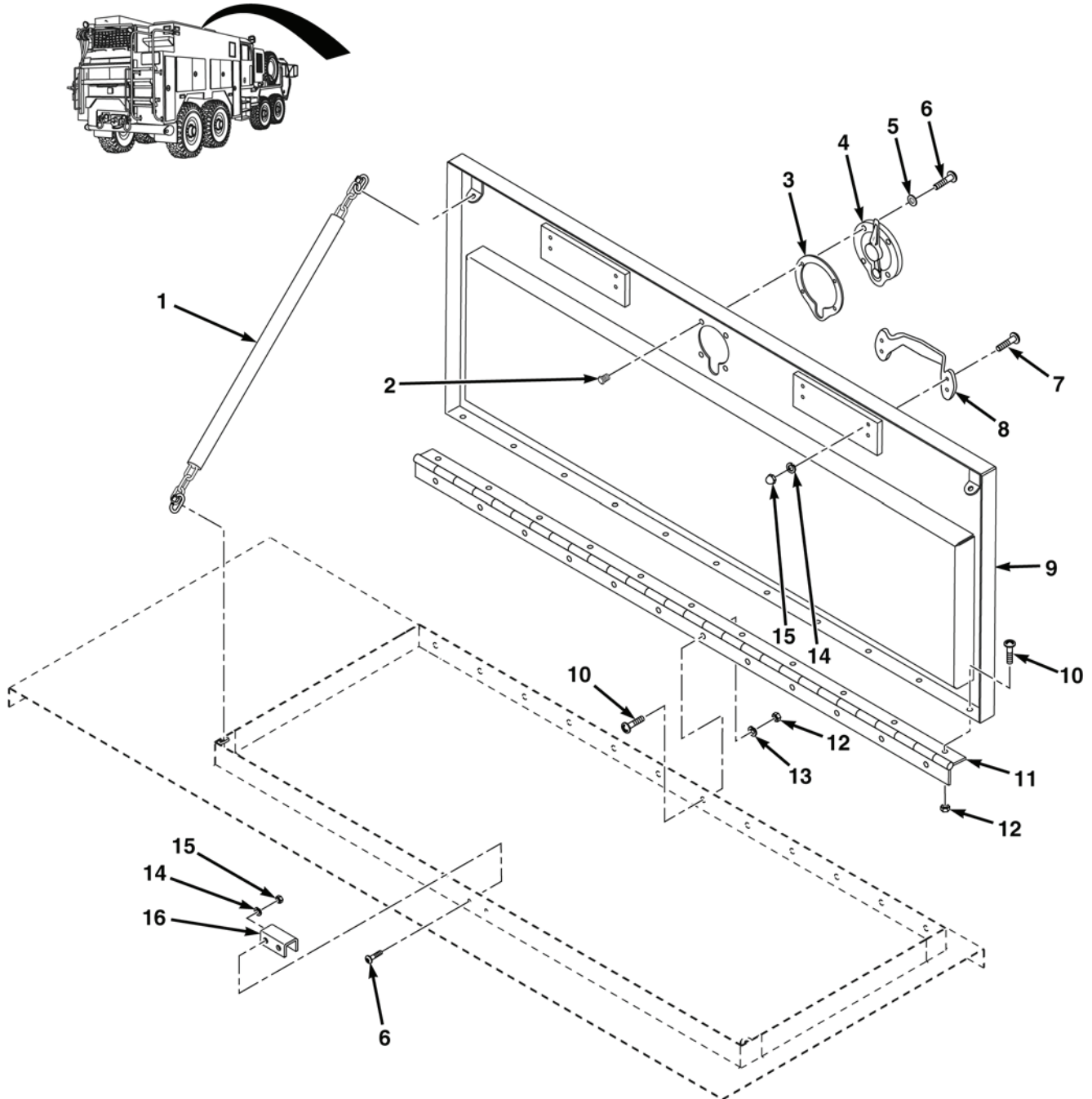


FIG. 146 DOOR ASSEMBLY, H1



| (1)      | (2)      | (3)              | (4)   | (5)            | (6)   | (7) |
|----------|----------|------------------|-------|----------------|---|-----|
| ITEM NO. | SMR CODE | NSN              | CAGEC | PART NUMBER    | DESCRIPTION AND USABLE ON CODES (UOC)                         | QTY |
|          |          |                  |       |                | GROUP 7635 SPECIAL PURPOSE BODY<br>FIG. 146 DOOR ASSEMBLY, H1 |     |
| 1        | PAFZZ    |                  | 04664 | 1220774        | CHAIN,HATCH DOOR.....   | 2   |
| 2        | PAFZZ    | 5325-01-517-2773 | 04664 | 82-0260-0002   | INSERT,SCREW THREAD 10-24 .....                               | 4   |
| 3        | PAFZZ    | 5330-01-517-8998 | 19220 | G9             | GASKET.....   | 1   |
| 4        | PAFZZ    | 5340-01-516-8876 | 7B735 | ALHZ101S SS RH | HANDLE,RECESS.....  | 1   |
| 5        | PAFZZ    | 5310-00-823-8804 | 96906 | MS27183-9      | WASHER,FLAT 1/4 .....   | 4   |
| 6        | PAFZZ    | 5305-00-984-6214 | 80205 | MS35206-267    | SCREW,MACHINE 10-24 X 1 .....                                 | 6   |
| 7        | PAFZZ    | 5305-00-068-9167 | 80205 | NASM35202-73   | SCREW,MACHINE 1/4-20 X 1.....                                 | 8   |
| 8        | PAFZZ    | 5340-01-517-6651 | 04664 | 1180392        | HANDLE,BOW.....   | 2   |
| 9        | PFFZZ    |                  | 04664 | 1180393        | COVER ASSEMBLY HATCH<br>COMPARTMENT .....                     | 1   |
| 10       | PAFZZ    | 5305-00-050-9226 | 96906 | MS51957-60     | SCREW,MACHINE 10-24 X 5/16.....                               | 23  |
| 11       | PBFZZ    |                  | 04664 | 1180384        | HINGE .....   | 1   |
| 12       | PAFZZ    | 5310-01-142-7049 | 45152 | 1817HX         | NUT,PLAIN,HEXAGON 10-24 .....                                 | 27  |
| 13       | PAFZZ    | 5310-00-045-3296 | 80205 | MS35338-43     | WASHER,LOCK #10 .....   | 12  |
| 14       | PAFZZ    | 5310-00-883-9417 | 80205 | MS35338-158    | WASHER,LOCK 1/4.....  | 10  |
| 15       | PAFZZ    | 5310-00-984-3805 | 58536 | AA55629-5      | NUT,PLAIN,CAP 1/4-20.....                                     | 10  |
| 16       | PFFZZ    |                  | 04664 | 1338938        | BRACKET,HB HATCH LO .....                                     | 1   |
|          |          |                  |       |                | <b>END OF FIGURE</b>  |     |

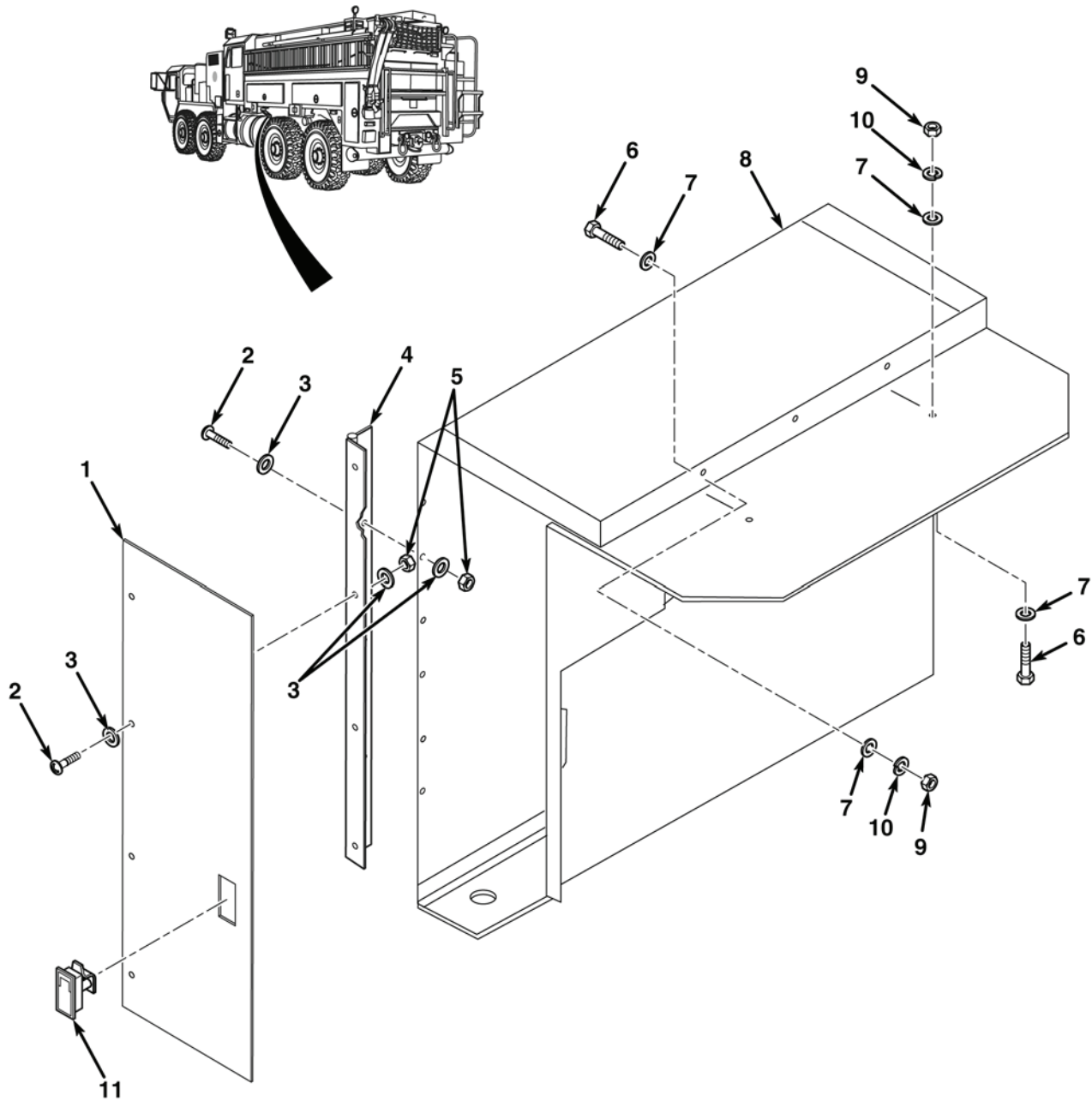


FIG. 147 WHEEL CHOCK STORAGE BOX

| (1)      | (2)      | (3)              | (4)   | (5)         | (6)   | (7) |
|----------|----------|------------------|-------|-------------|---|-----|
| ITEM NO. | SMR CODE | NSN              | CAGEC | PART NUMBER | DESCRIPTION AND USABLE ON CODES (UOC)                               | QTY |
|          |          |                  |       |             | GROUP 7635 SPECIAL PURPOSE BODY<br>FIG. 147 WHEEL CHOCK STORAGE BOX |     |
| 1        | PFFZZ    |                  | 04664 | 1400680     | DOOR .....  | 1   |
| 2        | PAFZZ    | 5305-00-984-6214 | 80205 | MS35206-267 | SCREW,MACHINE 10-24 X 1 .....                                       | 7   |
| 3        | PAFZZ    | 5310-00-060-9242 | 80205 | NAS42DD6-5  | WASHER,FLAT 3/16 .....  | 14  |
| 4        | PBFZZ    |                  | 04664 | 1400667     | HINGE .....   | 1   |
| 5        | PAFZZ    | 5310-01-067-8396 | 81580 | 104066      | NUT,LOCK 1/4-20 .....   | 7   |
| 6        | PAFZZ    | 5305-01-292-9997 | 80205 | MS35190-293 | SCREW,MACHINE 5/16-18 X 7/16 .....                                  | 5   |
| 7        | PAFZZ    | 5310-00-809-3078 | 96906 | MS27183-11  | WASHER,FLAT 5/16 .....  | 10  |
| 8        | PAFZZ    |                  | 04664 | 1036567     | BOX,WHEEL CHOCKS .....  | 1   |
| 9        | PAFZZ    | 5310-00-761-6882 | 96906 | MS51967-2   | NUT,PLAIN,HEXAGON 1/4-20 .....                                      | 5   |
| 10       | PAFZZ    | 5310-00-883-9417 | 80205 | MS35338-158 | WASHER,LOCK 1/4 .....   | 5   |
| 11       | PAFZZ    | 5340-01-558-8931 | 94222 | 62-40-251-2 | LEVER,LOCK-RELEASE .....  | 1   |
|          |          |                  |       |             | <b>END OF FIGURE</b>  |     |

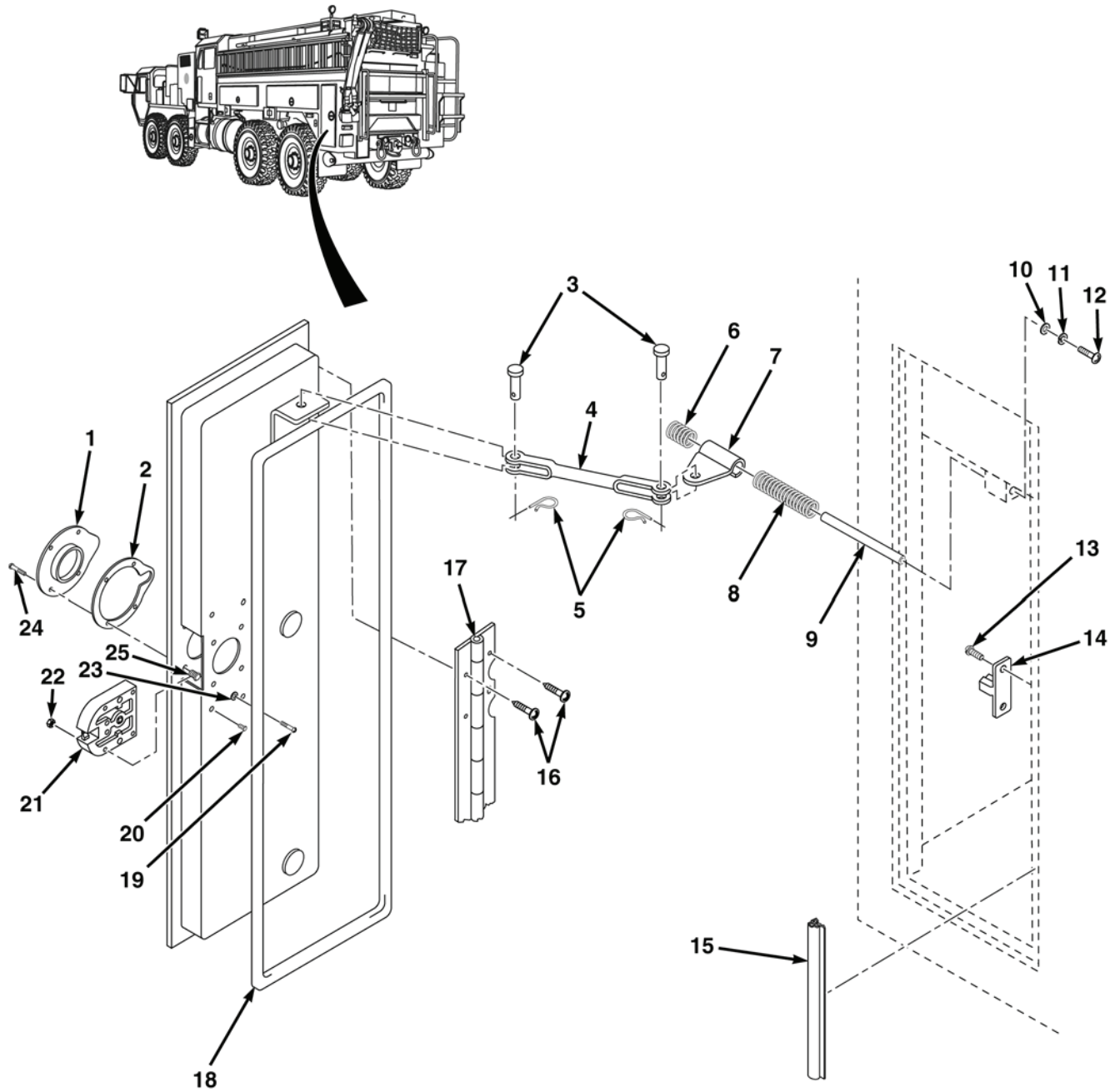


FIG. 148 DOOR ASSEMBLY, D1

| (1)      | (2)      | (3)              | (4)   | (5)          | (6)  | (7) |
|----------|----------|------------------|-------|--------------|--|-----|
| ITEM NO. | SMR CODE | NSN              | CAGEC | PART NUMBER  | DESCRIPTION AND USABLE ON CODES (UOC)  | QTY |
|          |          |                  |       |              | GROUP 7635 SPECIAL PURPOSE BODY<br>FIG. 148 DOOR ASSEMBLY, D1                      |     |
| 1        | PAFZZ    | 5340-01-517-8991 | 19220 | 279LZN       | HANDLE,RECESS . . . . .  | 1   |
| 2        | PAFZZ    | 5330-01-517-8998 | 19220 | G9           | GASKET. . . . .  | 1   |
| 3        | PAFZZ    | 5315-01-334-8656 | 96652 | 11-035       | PIN,STRAIGHT,HEAD . . . . .  | 2   |
| 4        | PAFZZ    |                  | 04664 | 80-4040      | ARM,DOOR . . . . .   | 1   |
| 5        | PAFZZ    | 5315-01-517-5982 | 96652 | 22-02        | PIN,LOCK . . . . .   | 2   |
| 6        | PAFZZ    | 5360-01-517-6911 | 39428 | 96570K15     | SPRING,HELICAL,COMP . . . . .  | 1   |
| 7        | PAFZZ    |                  | 04664 | 80-4037      | SLIDE,DOOR . . . . .   | 1   |
| 8        | PAFZZ    | 5360-01-517-6538 | 04664 | 80-4038      | SPRING,HELICAL,COMP . . . . .  | 1   |
| 9        | PAFZZ    |                  | 04664 | 80-4036      | ROD,DOOR SLIDE 9.88" LONG . . . . .  | 1   |
| 10       | PAFZZ    | 5310-00-823-8804 | 96906 | MS27183-9    | WASHER,FLAT 1/4 . . . . .  | 2   |
| 11       | PAFZZ    | 5310-00-883-9417 | 80205 | MS35338-158  | WASHER,LOCK 1/4. . . . .   | 2   |
| 12       | PAFZZ    | 5306-00-543-4405 | 80205 | MS35307-334  | BOLT,MACHINE 5/16-18 X 1 . . . . .   | 2   |
| 13       | PAFZZ    | 5305-00-184-1421 | 96906 | MS24628-53   | SCREW,TAPPING 10-24 X 1 1/4 . . . . .  | 2   |
| 14       | PAFZZ    |                  | 04664 | 80-2261      | STRIKER,NON-PERSONN . . . . .  | 1   |
| 15       | MFFZZ    |                  | 04664 | 1473880-106  | SEAL,DOOR,D-SECTION MAKE FROM P/N 1021986-00,CAGE 56329,APPROX 106 IN. LG. . . . . | 5   |
| 16       | PAFZZ    | 5305-00-855-0964 | 80205 | MS24629-48   | SCREW,TAPPING . . . . .  | 24  |
| 17       | PBFZZ    |                  | 04664 | 1379480-0003 | HINGE,DOOR . . . . .   | 1   |
| 18       | MFFZZ    |                  | 04664 | 943005-106   | SEAL,DOOR MAKE FROM P/N 94-3005, CAGE 04664,APPROX 106 IN. LG. . . . .             | 5   |
| 19       | PAFZZ    | 5305-00-984-6212 | 80205 | MS35206-265  | SCREW,MACHINE 10-24 X 3/4. . . . .   | 8   |
| 20       | PAFZZ    | 5305-01-517-8957 | 09772 | 3605001      | SCREW,PANEL FASTENE . . . . .  | 4   |
| 21       | PAFZZ    | 2510-01-517-3682 | 04664 | 80-2260      | LOCK SET,VEHICULAR . . . . .   | 1   |
| 22       | PAFZZ    | 5310-01-067-8396 | 81580 | 104066       | NUT,LOCK 1/4-20 . . . . .  | 4   |
| 23       | PAFZZ    | 5310-00-452-1356 | 04664 | 82-0418-0001 | WASHER,FLAT 3/16 . . . . .   | 4   |
| 24       | PAFZZ    | 5305-00-984-6214 | 80205 | MS35206-267  | SCREW,MACHINE 10-24 X 1 . . . . .  | 4   |
| 25       | PAFZZ    | 5325-01-517-2773 | 04664 | 82-0260-0002 | INSERT,SCREW THREAD 10-24 . . . . .  | 8   |
|          |          |                  |       |              | <b>END OF FIGURE</b>   |     |

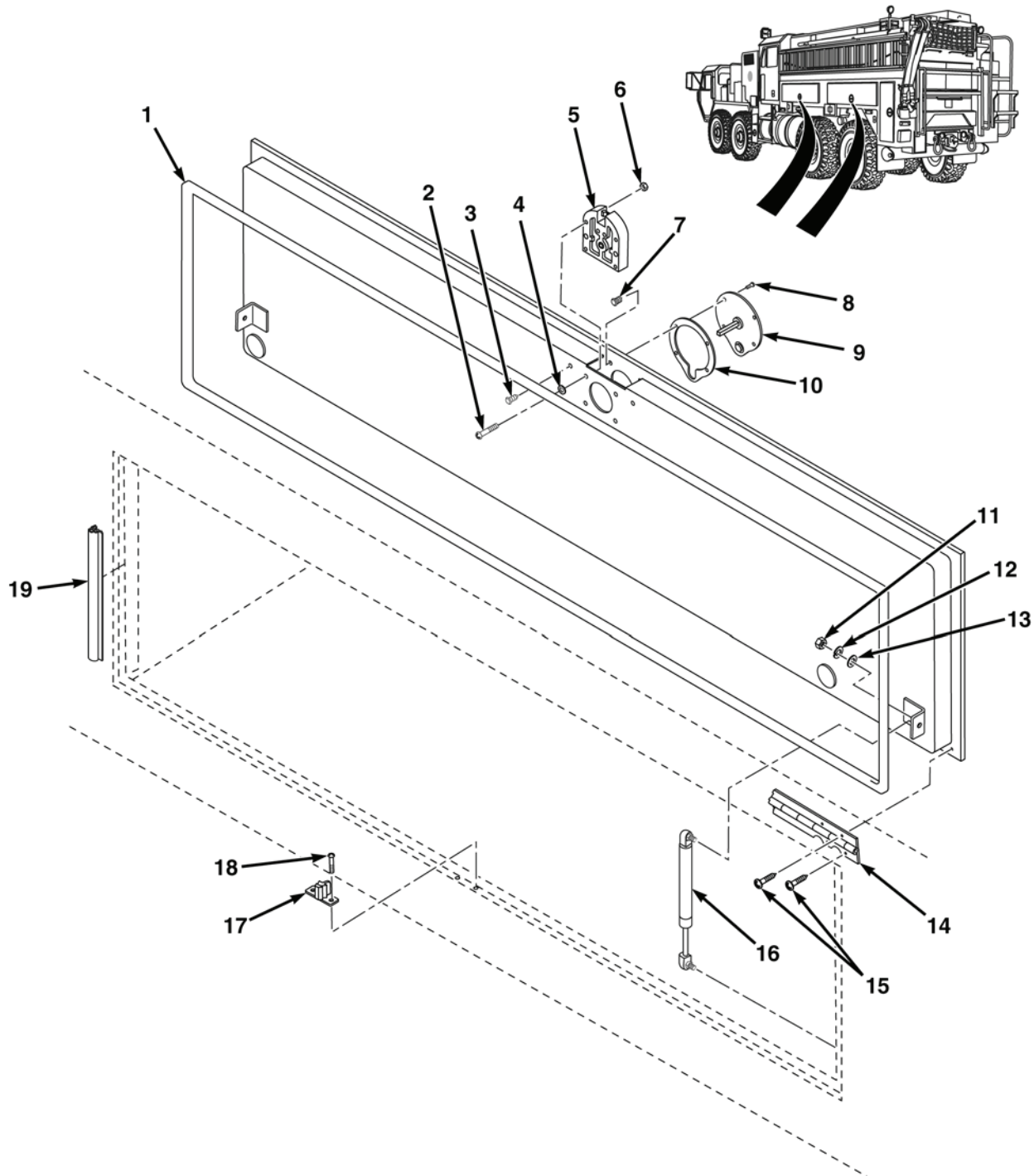


FIG. 149 DOOR ASSEMBLY, D2/D3

| (1)                  | (2)      | (3)              | (4)   | (5)           | (6)   | (7) |
|----------------------|----------|------------------|-------|---------------|---|-----|
| ITEM NO.             | SMR CODE | NSN              | CAGEC | PART NUMBER   | DESCRIPTION AND USABLE ON CODES (UOC)   | QTY |
|                      |          |                  |       |               | GROUP 7635 SPECIAL PURPOSE BODY<br>FIG. 149 DOOR ASSEMBLY, D2/D3                |     |
| 1                    | MFFZZ    |                  | 04664 | 1437880-154   | SEAL,DOOR,D-SECTION MAKE FROM P/N 1021986-00,CAGE 56329,APPROX 154 IN. LG. .... | 2   |
| 2                    | PAFZZ    | 5305-00-984-6212 | 80205 | MS35206-265   | SCREW,MACHINE 10-24 X 3/4. ....   | 12  |
| 3                    | PAFZZ    | 5305-01-517-8957 | 09772 | 3605001       | SCREW,PANEL FASTENE ....  | 8   |
| 4                    | PAFZZ    | 3120-01-538-4377 | 39428 | 91145A178     | BUSHING,SLEEVE ....   | 4   |
| 5                    | PAFZZ    | 2510-01-517-3682 | 04664 | 80-2260       | LOCK SET,VEHICULAR ....   | 2   |
| 6                    | PAFZZ    | 5310-01-067-8396 | 81580 | 104066        | NUT,LOCK 1/4-20 ....  | 4   |
| 7                    | PAFZZ    | 5325-01-517-2773 | 04664 | 82-0260-0002  | INSERT,SCREW THREAD 10-24 ....  | 4   |
| 8                    | PAFZZ    | 5305-00-984-6214 | 80205 | MS35206-267   | SCREW,MACHINE 10-24 X 1 ....  | 4   |
| 9                    | PAFZZ    | 5340-01-517-8991 | 19220 | 279LZN        | HANDLE,RECESS. ....   | 1   |
| 10                   | PAFZZ    | 5330-01-517-8998 | 19220 | G9            | GASKET. ....  | 1   |
| 11                   | PAFZZ    | 5310-01-281-0563 | 96906 | MS51967-35    | NUT,PLAIN,HEXAGON 5/16-18. ....   | 2   |
| 12                   | PAFZZ    | 5310-00-933-8122 | 96906 | MS35338-159   | WASHER,LOCK 5/16. ....  | 2   |
| 13                   | PAFZZ    | 5310-01-199-4393 | 39428 | 92141A030     | WASHER,FLAT 5/16 ....   | 2   |
| 14                   | PBFZZ    |                  | 04664 | 1379480-0006  | HINGE,DOOR ....   | 2   |
| 15                   | PAFZZ    | 5305-00-855-0964 | 80205 | MS24629-48    | SCREW,TAPPING ....  | 24  |
| 16                   | PAFZZ    | 3040-01-517-5781 | 19220 | EAA-8350-U-90 | PISTON,LINEAR ACTUA 90 LB, 8.40 ...   | 4   |
| 17                   | PAFZZ    |                  | 04664 | 80-2261       | STRIKER,NON-PERSONN ....  | 2   |
| 18                   | PAFZZ    | 5305-00-184-1421 | 96906 | MS24628-53    | SCREW,TAPPING 10-24 X 1 1/4. ....   | 4   |
| 19                   | MFFZZ    |                  | 04664 | 943005-154    | SEAL,DOOR,RUBBER MAKE FROM P/N 94-3005,CAGE 04664,APPROX 154 IN. LG. ....       | 2   |
| <b>END OF FIGURE</b> |          |                  |       |               |   |     |

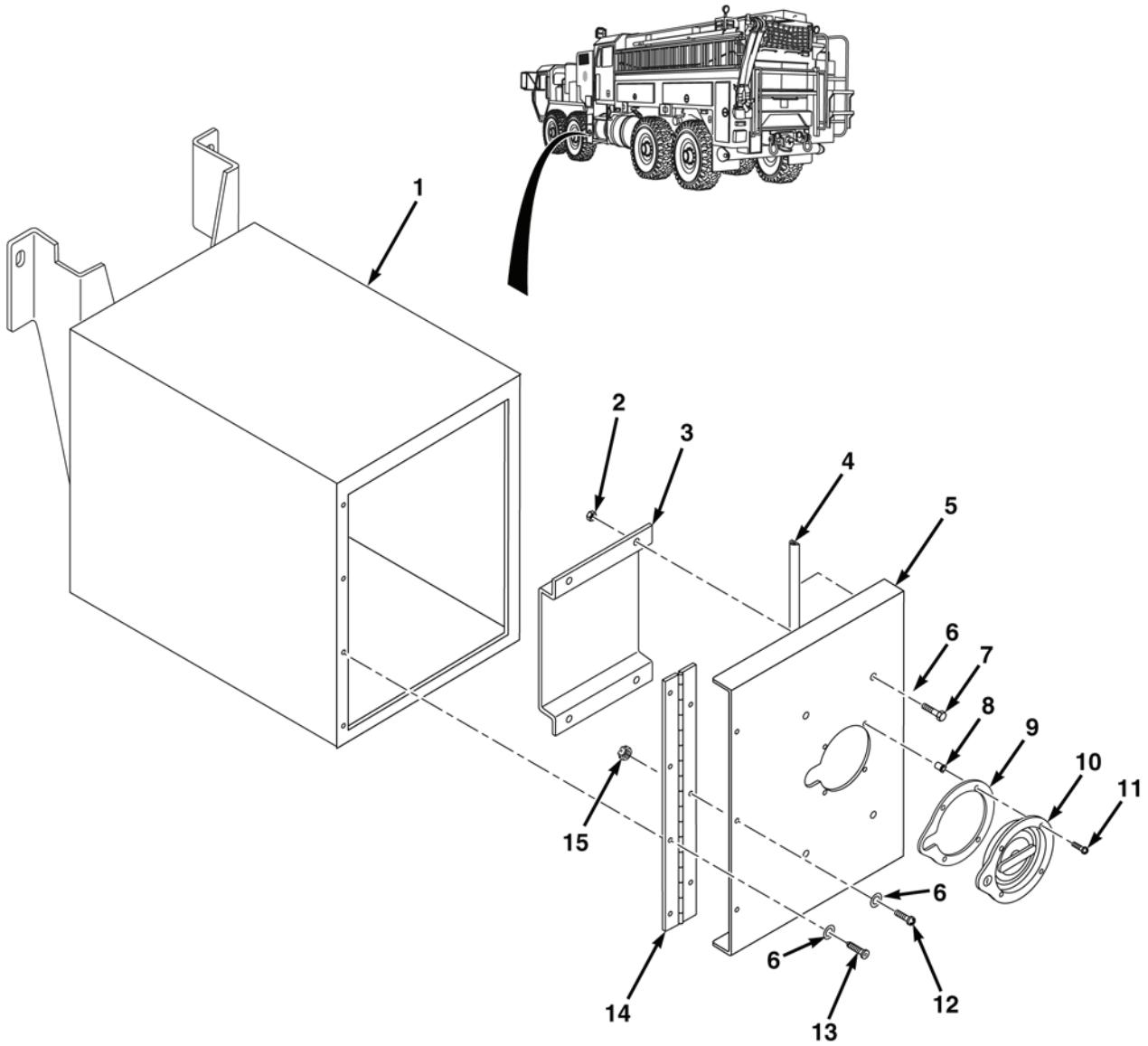


FIG. 150 COMPARTMENT ASSEMBLY, D4



| (1)                  | (2)      | (3)              | (4)   | (5)            | (6)   | (7) |
|----------------------|----------|------------------|-------|----------------|---|-----|
| ITEM NO.             | SMR CODE | NSN              | CAGEC | PART NUMBER    | DESCRIPTION AND USABLE ON CODES (UOC)   | QTY |
|                      |          |                  |       |                | GROUP 7635 SPECIAL PURPOSE BODY<br>FIG. 150 COMPARTMENT ASSEMBLY, D4              |     |
| 1                    | PFFZZ    | 2540-01-559-3598 | 04664 | 1340516        | COMPARTMENT UNDER PUMPHOUSE   | 1   |
| 2                    | PAFZZ    | 5310-01-142-7049 | 45152 | 1817HX         | NUT,PLAIN,HEXAGON 10-24 . . . . .   | 4   |
| 3                    | PFFZZ    |                  | 04664 | 1368590        | GUARD,D-HANDLE . . . . .  | 1   |
| 4                    | MFFZZ    |                  | 04664 | 1437880-45     | SEAL,DOOR,D-SECTION MAKE FROM P/N 1021986-00,CAGE 56329,APPROX 45 IN. LG. . . . . | 1   |
| 5                    | PFFZZ    |                  | 04664 | 1340582        | DOOR,COMPARTMENT UNDER PUMPHOUSE . . . . .  | 1   |
| 6                    | PAFZZ    | 5310-00-452-1356 | 04664 | 82-0418-0001   | WASHER,FLAT 3/16 . . . . .  | 11  |
| 7                    | PAFZZ    | 5305-00-050-9230 | 96906 | MS51957-64     | SCREW,MACHINE 10-24 X 5/8. . . . .  | 4   |
| 8                    | PAFZZ    | 5325-01-517-2773 | 04664 | 82-0260-0002   | INSERT,SCREW THREAD 10-24 . . . . .   | 4   |
| 9                    | PAFZZ    | 5330-01-517-8998 | 19220 | G9             | GASKET. . . . .   | 1   |
| 10                   | PAFZZ    | 5340-01-516-8876 | 7B735 | ALHZ101S SS RH | HANDLE,RECESS. . . . .  | 1   |
| 11                   | PAFZZ    | 5305-00-984-6212 | 80205 | MS35206-265    | SCREW,MACHINE 10-24 X 3/4. . . . .  | 4   |
| 12                   | PAFZZ    | 5305-00-059-3661 | 80205 | MS51958-65     | SCREW,MACHINE 10-24 X 3/4. . . . .  | 3   |
| 13                   | PAFZZ    |                  | 39428 | 93686A520      | SCREW,TAPPING,SKT HEAD, 10-24 X 3/4. . . . .                                      | 4   |
| 14                   | PBFZZ    |                  | 04664 | 1340617        | HINGE,DOOR COMPARTMENT D4 . . . .   | 1   |
| 15                   | PAFZZ    |                  | 3A054 | 90675A011      | NUT,KEPS,LOCK 10-24. . . . .  | 3   |
| <b>END OF FIGURE</b> |          |                  |       |                |   |     |

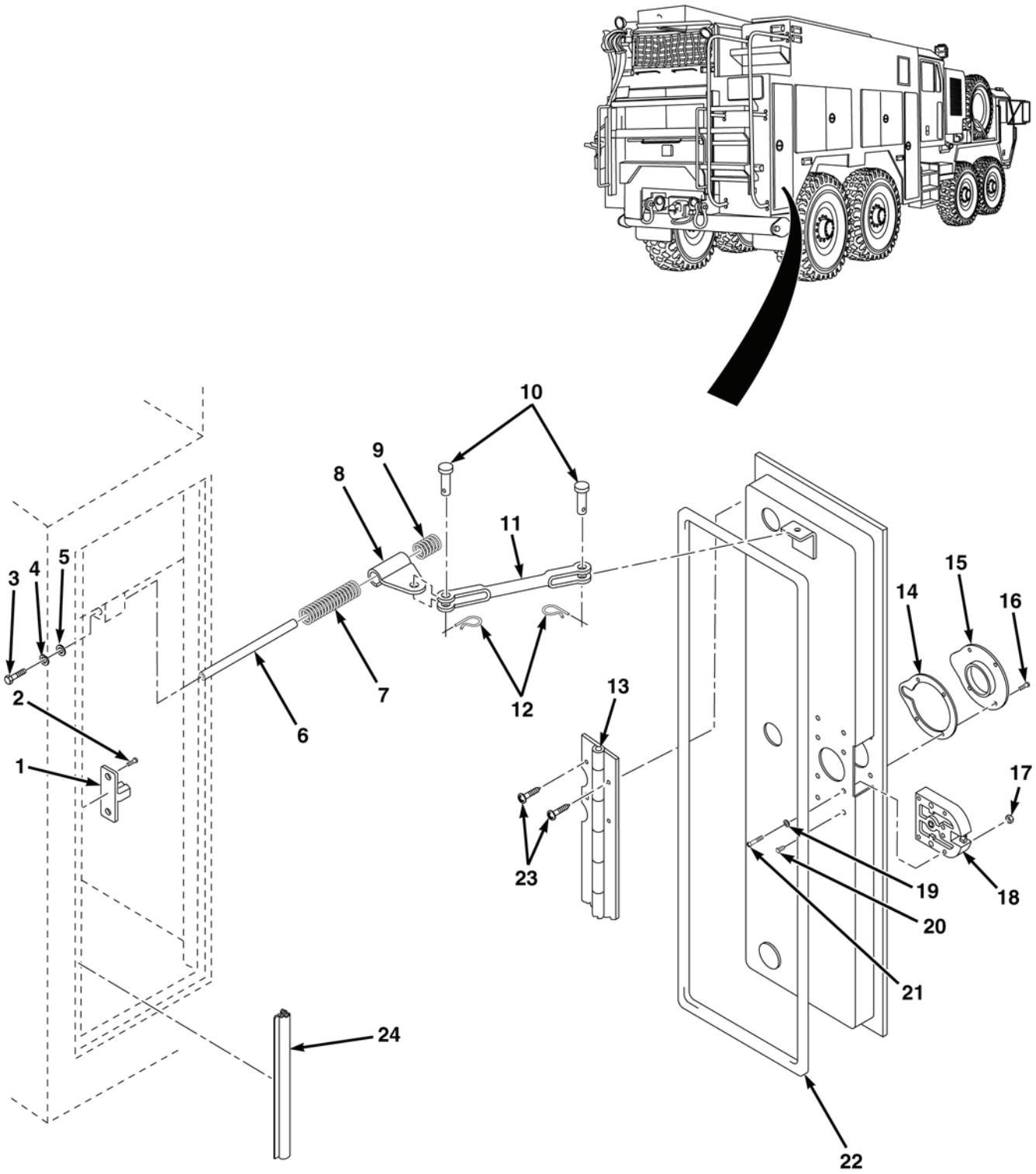


FIG. 151 DOOR ASSEMBLY, P1

| (1)                             | (2)      | (3)              | (4)   | (5)           | (6)   | (7) |
|---------------------------------|----------|------------------|-------|---------------|---|-----|
| ITEM NO.                        | SMR CODE | NSN              | CAGEC | PART NUMBER   | DESCRIPTION AND USABLE ON CODES (UOC)   | QTY |
| GROUP 7635 SPECIAL PURPOSE BODY |          |                  |       |               |   |     |
| FIG. 151 DOOR ASSEMBLY, P1      |          |                  |       |               |   |     |
| 1                               | PAFZZ    |                  | 04664 | 80-2261       | STRIKER, NON-PERSONN . . . . .  | 1   |
| 2                               | PAFZZ    | 5305-00-184-1421 | 96906 | MS24628-53    | SCREW, TAPPING 10-24 X 1 1/4 . . . . .  | 2   |
| 3                               | PAFZZ    | 5306-00-543-4405 | 80205 | MS35307-334   | BOLT, MACHINE 5/16-18 X 1 . . . . .   | 2   |
| 4                               | PAFZZ    | 5310-00-883-9417 | 80205 | MS35338-158   | WASHER, LOCK 1/4 . . . . .  | 2   |
| 5                               | PAFZZ    | 5310-00-823-8804 | 96906 | MS27183-9     | WASHER, FLAT 1/4 . . . . .  | 2   |
| 6                               | PAFZZ    |                  | 04664 | 80-4036       | ROD, DOOR SLIDE 9.88" LONG . . . . .  | 1   |
| 7                               | PAFZZ    | 5360-01-517-6928 | 03PF8 | C 694-097-104 | SPRING, HELICAL 6.50 . . . . .  | 1   |
| 8                               | PAFZZ    |                  | 04664 | 80-4037       | SLIDE, DOOR . . . . .   | 1   |
| 9                               | PAFZZ    | 5360-01-517-6911 | 39428 | 96570K15      | SPRING, HELICAL, COMP . . . . .   | 1   |
| 10                              | PAFZZ    | 5315-01-334-8656 | 96652 | 11-035        | PIN, STRAIGHT, HEAD . . . . .   | 2   |
| 11                              | PAFZZ    |                  | 04664 | 80-4040       | ARM, DOOR . . . . .   | 1   |
| 12                              | PAFZZ    | 5315-01-517-5982 | 96652 | 22-02         | PIN, LOCK . . . . .   | 2   |
| 13                              | PBFZZ    |                  | 04664 | 1379480-0005  | HINGE, DOOR . . . . .   | 1   |
| 14                              | PAFZZ    | 5330-01-517-8998 | 19220 | G9            | GASKET . . . . .  | 1   |
| 15                              | PAFZZ    | 5340-01-517-8991 | 19220 | 279LZN        | HANDLE, RECESS . . . . .  | 1   |
| 16                              | PAFZZ    | 5305-00-984-6214 | 80205 | MS35206-267   | SCREW, MACHINE 10-24 X 1 . . . . .  | 4   |
| 17                              | PAFZZ    | 5310-01-067-8396 | 81580 | 104066        | NUT, LOCK 1/4-20 . . . . .  | 4   |
| 18                              | PAFZZ    | 2510-01-517-3682 | 04664 | 80-2260       | LOCK SET, VEHICULAR . . . . .   | 1   |
| 19                              | PAFZZ    | 5310-00-765-3197 | 96906 | MS27183-41    | WASHER, FLAT 3/16 . . . . .   | 4   |
| 20                              | PAFZZ    | 5305-01-517-8957 | 09772 | 3605001       | SCREW, PANEL FASTENE . . . . .  | 4   |
| 21                              | PAFZZ    | 5305-00-984-6212 | 80205 | MS35206-265   | SCREW, MACHINE 10-24 X 3/4 . . . . .  | 4   |
| 22                              | MFFZZ    |                  | 04664 | 1437880-83    | SEAL, DOOR, D-SECTION MAKE FROM P/N 1021986-00, CAGE 56329, APPROX 83 IN. LG. . . . . | 1   |
| 23                              | PAFZZ    | 5305-00-855-0964 | 80205 | MS24629-48    | SCREW, TAPPING . . . . .  | 24  |
| 24                              | MFFZZ    |                  | 04664 | 943005-135    | SEAL, DOOR, RUBBER MAKE FROM P/N 94-3005, CAGE 04664, APPROX 135 IN. LG. . . . .      | 1   |
| <b>END OF FIGURE</b>            |          |                  |       |               |   |     |

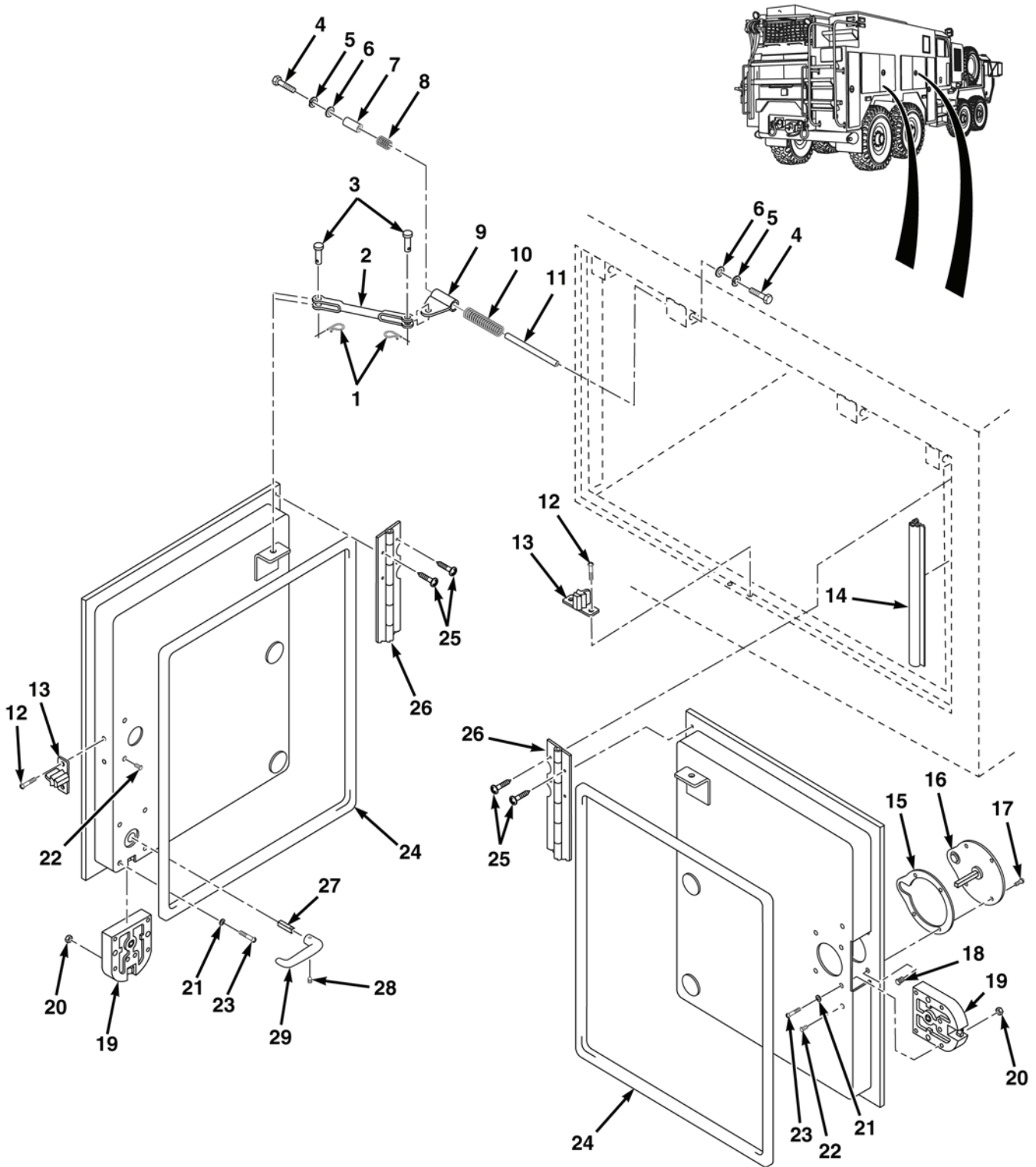


FIG. 152 DOOR ASSEMBLY, P2/P3

| (1)                             | (2)      | (3)              | (4)   | (5)           | (6)  | (7) |
|---------------------------------|----------|------------------|-------|---------------|--|-----|
| ITEM NO.                        | SMR CODE | NSN              | CAGEC | PART NUMBER   | DESCRIPTION AND USABLE ON CODES (UOC)  | QTY |
| GROUP 7635 SPECIAL PURPOSE BODY |          |                  |       |               |  |     |
| FIG. 152 DOOR ASSEMBLY, P2/P3   |          |                  |       |               |  |     |
| 1                               | PAFZZ    | 5315-01-517-5982 | 96652 | 22-02         | PIN,LOCK . . . . .   | 4   |
| 2                               | PAFZZ    |                  | 04664 | 80-4040       | ARM,DOOR . . . . .   | 2   |
| 3                               | PAFZZ    | 5315-01-334-8656 | 96652 | 11-035        | PIN,STRAIGHT,HEAD . . . . .  | 4   |
| 4                               | PAFZZ    | 5306-00-543-4405 | 80205 | MS35307-334   | BOLT,MACHINE 5/16-18 X 1 . . . . .   | 4   |
| 5                               | PAFZZ    | 5310-00-883-9417 | 80205 | MS35338-158   | WASHER,LOCK 1/4 . . . . .  | 4   |
| 6                               | PAFZZ    | 5310-00-823-8804 | 96906 | MS27183-9     | WASHER,FLAT 1/4 . . . . .  | 4   |
| 7                               | PAFZZ    |                  | 04664 | 80-4210       | SPACER,DOOR . . . . .  | 2   |
| 8                               | PAFZZ    | 5360-01-517-6911 | 39428 | 96570K15      | SPRING,HELICAL,COMP . . . . .  | 2   |
| 9                               | PAFZZ    |                  | 04664 | 80-4037       | SLIDE,DOOR . . . . .   | 2   |
| 10                              | PAFZZ    | 5360-01-517-6928 | 03PF8 | C 694-097-104 | SPRING,HELICAL 6.50 . . . . .  | 2   |
| 11                              | PAFZZ    |                  | 04664 | 80-4036       | ROD,DOOR SLIDE 9.88" LONG . . . . .  | 2   |
| 12                              | PAFZZ    | 5305-00-184-1421 | 96906 | MS24628-53    | SCREW,TAPPING 10-24 X 1 1/4 . . . . .  | 4   |
| 13                              | PAFZZ    |                  | 04664 | 80-2261       | STRIKER,NON-PERSONN . . . . .  | 2   |
| 14                              | MFFZZ    |                  | 04664 | 943005-168    | SEAL,DOOR,RUBBER MAKE FROM P/N 94-3005,CAGE 04664,APPROX 168 IN. LG. . . . .       | 15  |
| 15                              | PAFZZ    | 5330-01-517-8998 | 19220 | G9            | GASKET . . . . .   | 1   |
| 16                              | PAFZZ    | 5340-01-517-8991 | 19220 | 279LZN        | HANDLE,RECESS . . . . .  | 2   |
| 17                              | PAFZZ    | 5305-00-984-6214 | 80205 | MS35206-267   | SCREW,MACHINE 10-24 X 1 . . . . .  | 4   |
| 18                              | PAFZZ    | 5325-01-517-2773 | 04664 | 82-0260-0002  | INSERT,SCREW THREAD 10-24 . . . . .  | 4   |
| 19                              | PAFZZ    | 2510-01-517-3682 | 04664 | 80-2260       | LOCK SET,VEHICULAR . . . . .   | 2   |
| 20                              | PAFZZ    | 5310-01-067-8396 | 81580 | 104066        | NUT,LOCK 1/4-20 . . . . .  | 8   |
| 21                              | PAFZZ    | 5310-00-765-3197 | 96906 | MS27183-41    | WASHER,FLAT 3/16 . . . . .   | 8   |
| 22                              | PAFZZ    | 5305-01-517-8957 | 09772 | 3605001       | SCREW,PANEL FASTENE . . . . .  | 4   |
| 23                              | PAFZZ    | 5305-00-984-6212 | 80205 | MS35206-265   | SCREW,MACHINE 10-24 X 3/4 . . . . .  | 8   |
| 24                              | MFFZZ    |                  | 04664 | 1437880-168   | SEAL,DOOR,D-SECTION MAKE FROM P/N 1021986-00,CAGE 56329,APPROX 168 IN. LG. . . . . | 2   |
| 25                              | PAFZZ    | 5305-00-855-0964 | 80205 | MS24629-48    | SCREW,TAPPING . . . . .  | 48  |
| 26                              | PBFZZ    |                  | 04664 | 1379480-0002  | HINGE,DOOR . . . . .   | 2   |
| 27                              | PAFZZ    | 3040-01-517-3699 | 04664 | 15-0864       | SHAFT,HANDLE . . . . .   | 1   |
| 28                              | PAFZZ    | 5305-00-723-9385 | 96906 | MS51963-65    | SETSCREW 5/16 . . . . .  | 1   |
| 29                              | PAFZZ    |                  | 19220 | 53S-5565      | HANDLE,DOOR,VEHICUL . . . . .  | 1   |
| <b>END OF FIGURE</b>            |          |                  |       |               |  |     |

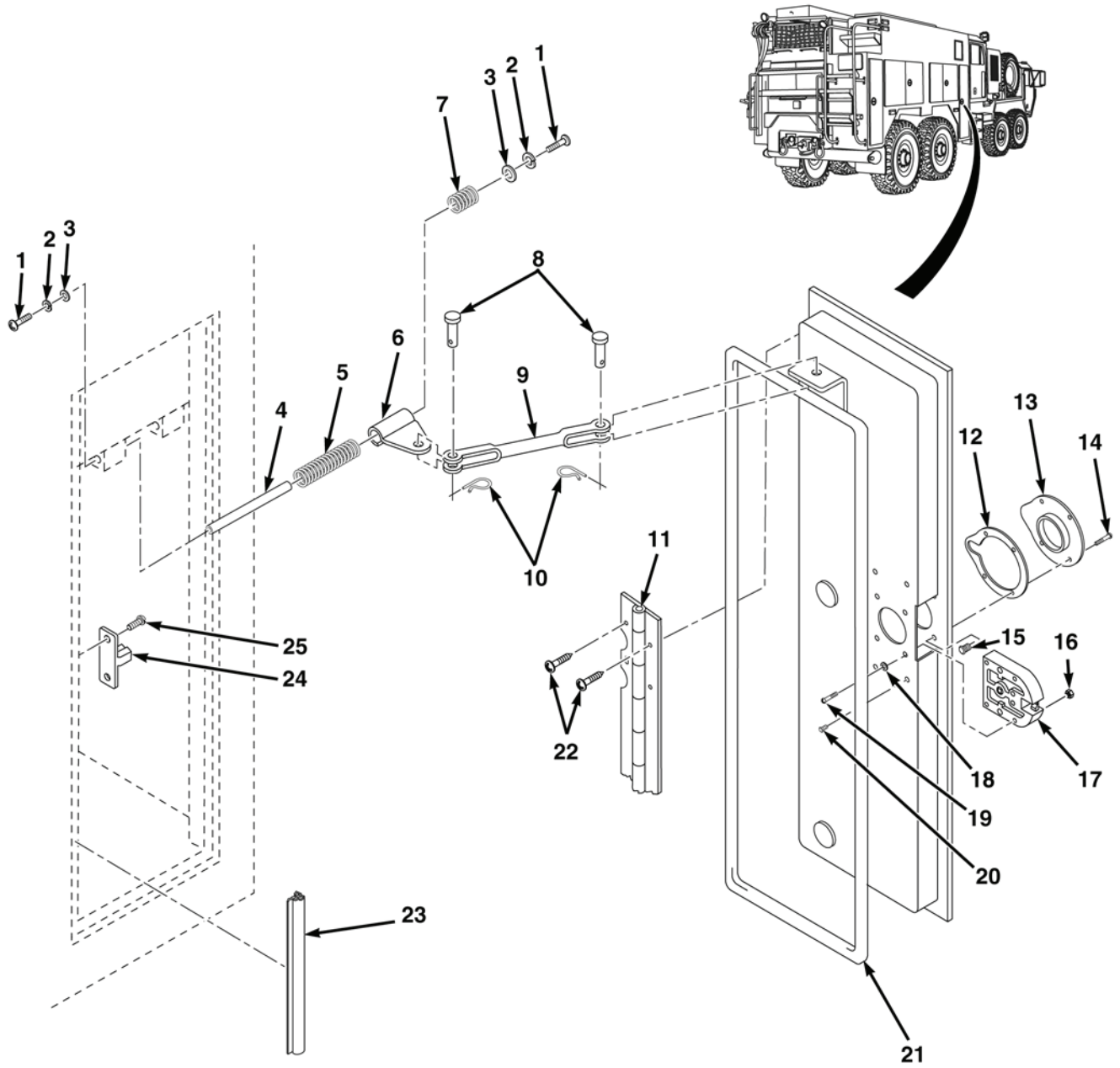


FIG. 153 DOOR ASSEMBLY, P4

| (1)                             | (2)      | (3)              | (4)   | (5)           | (6)  | (7) |
|---------------------------------|----------|------------------|-------|---------------|--|-----|
| ITEM NO.                        | SMR CODE | NSN              | CAGEC | PART NUMBER   | DESCRIPTION AND USABLE ON CODES (UOC)  | QTY |
| GROUP 7635 SPECIAL PURPOSE BODY |          |                  |       |               |  |     |
| FIG. 153 DOOR ASSEMBLY, P4      |          |                  |       |               |  |     |
| 1                               | PAFZZ    | 5306-00-543-4405 | 80205 | MS35307-334   | BOLT,MACHINE 5/16-18 X 1 . . . . .   | 4   |
| 2                               | PAFZZ    | 5310-00-883-9417 | 80205 | MS35338-158   | WASHER,LOCK 1/4. . . . .   | 4   |
| 3                               | PAFZZ    | 5310-00-823-8804 | 96906 | MS27183-9     | WASHER,FLAT 1/4 . . . . .  | 4   |
| 4                               | PAFZZ    |                  | 04664 | 80-4036       | ROD,DOOR SLIDE 9.88" LONG . . . . .  | 1   |
| 5                               | PAFZZ    | 5360-01-517-6928 | 03PF8 | C 694-097-104 | SPRING,HELICAL 6.50 . . . . .  | 1   |
| 6                               | PAFZZ    |                  | 04664 | 80-4037       | SLIDE,DOOR . . . . .   | 1   |
| 7                               | PAFZZ    | 5360-01-517-6911 | 39428 | 96570K15      | SPRING,HELICAL,COMP . . . . .  | 1   |
| 8                               | PAFZZ    | 5315-01-334-8656 | 96652 | 11-035        | PIN,STRAIGHT,HEAD . . . . .  | 2   |
| 9                               | PAFZZ    |                  | 04664 | 80-4040       | ARM,DOOR . . . . .   | 1   |
| 10                              | PAFZZ    | 5315-01-517-5982 | 96652 | 22-02         | PIN,LOCK . . . . .   | 2   |
| 11                              | PBFZZ    |                  | 04664 | 1379480-0006  | HINGE,DOOR . . . . .   | 1   |
| 12                              | PAFZZ    | 5330-01-517-8998 | 19220 | G9            | GASKET. . . . .  | 1   |
| 13                              | PAFZZ    | 5340-01-517-8991 | 19220 | 279LZN        | HANDLE,RECESS . . . . .  | 1   |
| 14                              | PAFZZ    | 5305-00-984-6214 | 80205 | MS35206-267   | SCREW,MACHINE 10-24 X 1 . . . . .  | 4   |
| 15                              | PAFZZ    | 5325-01-517-2773 | 04664 | 82-0260-0002  | INSERT,SCREW THREAD 10-24 . . . . .  | 4   |
| 16                              | PAFZZ    | 5310-01-067-8396 | 81580 | 104066        | NUT,LOCK 1/4-20 . . . . .  | 4   |
| 17                              | PAFZZ    | 2510-01-517-3682 | 04664 | 80-2260       | LOCK SET,VEHICULAR . . . . .   | 1   |
| 18                              | PAFZZ    | 5310-00-765-3197 | 96906 | MS27183-41    | WASHER,FLAT 3/16 . . . . .   | 4   |
| 19                              | PAFZZ    | 5305-00-984-6212 | 80205 | MS35206-265   | SCREW,MACHINE 10-24 X 3/4. . . . .   | 4   |
| 20                              | PAFZZ    | 5305-01-517-8957 | 09772 | 3605001       | SCREW,PANEL FASTENE . . . . .  | 4   |
| 21                              | MFFZZ    |                  | 04664 | 1437880-164   | SEAL,DOOR,D-SECTION MAKE FROM P/N 1021986-00,CAGE 56329,APPROX 164 IN. LG. . . . . | 1   |
| 22                              | PAFZZ    | 5305-00-855-0964 | 80205 | MS24629-48    | SCREW,TAPPING . . . . .  | 24  |
| 23                              | MFFZZ    |                  | 04664 | 943005-164    | SEAL,DOOR,RUBBER MAKE FROM P/N 94-3005,CAGE 04664,APPROX 164 IN. LG. . . . .       | 1   |
| 24                              | PAFZZ    |                  | 04664 | 80-2261       | STRIKER,NON-PERSONN . . . . .  | 1   |
| 25                              | PAFZZ    | 5305-00-184-1421 | 96906 | MS24628-53    | SCREW,TAPPING 10-24 X 1 1/4. . . . .   | 2   |
| <b>END OF FIGURE</b>            |          |                  |       |               |  |     |

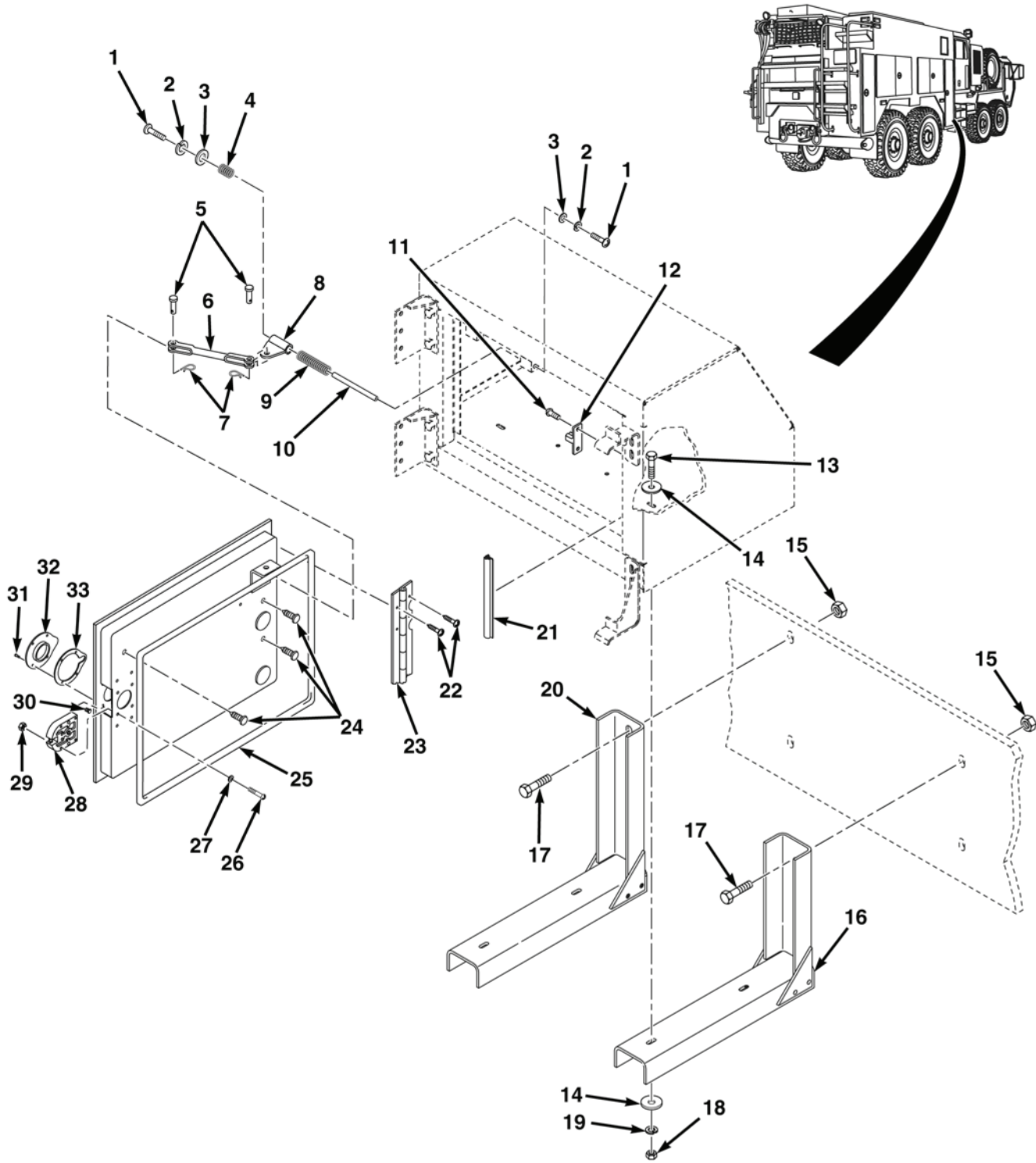


FIG. 154 DOOR ASSEMBLY, P5



| (1)      | (2)      | (3)              | (4)   | (5)             | (6)   | (7) |
|----------|----------|------------------|-------|-----------------|---|-----|
| ITEM NO. | SMR CODE | NSN              | CAGEC | PART NUMBER     | DESCRIPTION AND USABLE ON CODES (UOC)   | QTY |
|          |          |                  |       |                 | GROUP 7635 SPECIAL PURPOSE BODY<br>FIG. 154 DOOR ASSEMBLY, P5                           |     |
| 1        | PAFZZ    | 5306-00-543-4405 | 80205 | MS35307-334     | BOLT,MACHINE 5/16-18 X 1 . . . . .  | 2   |
| 2        | PAFZZ    | 5310-00-883-9417 | 80205 | MS35338-158     | WASHER,LOCK 1/4. . . . .  | 2   |
| 3        | PAFZZ    | 5310-00-823-8804 | 96906 | MS27183-9       | WASHER,FLAT 1/4 . . . . .   | 2   |
| 4        | PAFZZ    | 5360-01-517-6911 | 39428 | 96570K15        | SPRING,HELICAL,COMP . . . . .   | 1   |
| 5        | PAFZZ    | 5315-01-334-8656 | 96652 | 11-035          | PIN,STRAIGHT,HEAD . . . . .   | 2   |
| 6        | PAFZZ    |                  | 04664 | 80-4040         | ARM,DOOR . . . . .  | 1   |
| 7        | PAFZZ    | 5315-01-517-5982 | 96652 | 22-02           | PIN,LOCK . . . . .  | 2   |
| 8        | PAFZZ    |                  | 04664 | 80-4037         | SLIDE,DOOR . . . . .  | 1   |
| 9        | PAFZZ    | 5360-01-517-6928 | 03PF8 | C 694-097-104   | SPRING,HELICAL 6.50 . . . . .   | 1   |
| 10       | PAFZZ    |                  | 04664 | 80-4036         | ROD,DOOR SLIDE 9.88" LONG . . . . .   | 1   |
| 11       | PAFZZ    | 5305-00-184-1421 | 96906 | MS24628-53      | SCREW,TAPPING 10-24 X 1 1/4 . . . . .   | 2   |
| 12       | PAFZZ    |                  | 04664 | 80-2261         | STRIKER,NON-PERSONN . . . . .   | 1   |
| 13       | PAFZZ    | 5305-00-186-6084 | 80205 | MS35206-350     | SCREW,MACHINE 5/16-18 X 1 1/4 . . . . .   | 4   |
| 14       | PAFZZ    | 5310-01-517-5988 | 0LBS5 | F-XWFDS.31X1.50 | WASHER,FLAT 5/16 . . . . .  | 8   |
| 15       | PAFZZ    | 5310-01-492-5582 | 45152 | 3416533         | NUT,SELF-LOCKING . . . . .  | 4   |
| 16       | PFFZZ    |                  | 04664 | 1136128         | BRACKET,MOUNTING,FR. . . . .  | 1   |
| 17       | PAFZZ    | 5306-01-159-6549 | 45152 | 111452A         | BOLT,MACHINE 5/8-11 X 2 3/4 . . . . .   | 4   |
| 18       | PAFZZ    | 5310-00-807-1469 | 56878 | FN12A054        | NUT,SELF-LOCKING EXTENDED<br>WASHER,5/16-24 . . . . .                                   | 4   |
| 19       | PAFZZ    | 5310-00-407-9566 | 80205 | MS35338-45      | WASHER,LOCK 5/16. . . . .   | 4   |
| 20       | PFFZZ    |                  | 04664 | 1136141         | BRACKET,MOUNTING,RR . . . . .   | 1   |
| 21       | MFFZZ    |                  | 04664 | 943005-80       | SEAL,DOOR,RUBBER MAKE FROM P/N<br>94-3005,CAGE 04664,APPROX 80 IN.<br>LG. . . . .       | 1   |
| 22       | PAFZZ    | 5305-00-855-0964 | 80205 | MS24629-48      | SCREW,TAPPING . . . . .   | 17  |
| 23       | PBFZZ    |                  | 04664 | 1379480-0001    | HINGE,DOOR . . . . .  | 1   |
| 24       | PAFZZ    | 5305-01-517-8957 | 09772 | 3605001         | SCREW,PANEL FASTENE . . . . .   | 4   |
| 25       | MFFZZ    |                  | 04664 | 1437880-80      | SEAL,DOOR,D-SECTION MAKE FROM<br>P/N 1021986-00,CAGE 56329,APPROX<br>80 IN. LG. . . . . | 5   |
| 26       | PAFZZ    | 5305-00-984-6212 | 80205 | MS35206-265     | SCREW,MACHINE 10-24 X 3/4. . . . .  | 8   |
| 27       | PAFZZ    | 5310-00-765-3197 | 96906 | MS27183-41      | WASHER,FLAT 3/16 . . . . .  | 4   |
| 28       | PAFZZ    | 2510-01-517-3682 | 04664 | 80-2260         | LOCK SET,VEHICULAR . . . . .  | 1   |
| 29       | PAFZZ    | 5310-01-067-8396 | 81580 | 104066          | NUT,LOCK 1/4-20 . . . . .   | 4   |
| 30       | PAFZZ    | 5325-01-517-2773 | 04664 | 82-0260-0002    | INSERT,SCREW THREAD 10-24 . . . . .   | 4   |

| (1)      | (2)      | (3)              | (4)   | (5)         | (6)                                   | (7) |
|----------|----------|------------------|-------|-------------|---------------------------------------|-----|
| ITEM NO. | SMR CODE | NSN              | CAGEC | PART NUMBER | DESCRIPTION AND USABLE ON CODES (UOC) | QTY |
| 31       | PAFZZ    | 5305-00-984-6214 | 80205 | MS35206-267 | SCREW,MACHINE 10-24 X 1 .....         | 4   |
| 32       | PAFZZ    | 5340-01-517-8991 | 19220 | 279LZN      | HANDLE,RECESS .....                   | 1   |
| 33       | PAFZZ    | 5330-01-517-8998 | 19220 | G9          | GASKET .....                          | 1   |

END OF FIGURE



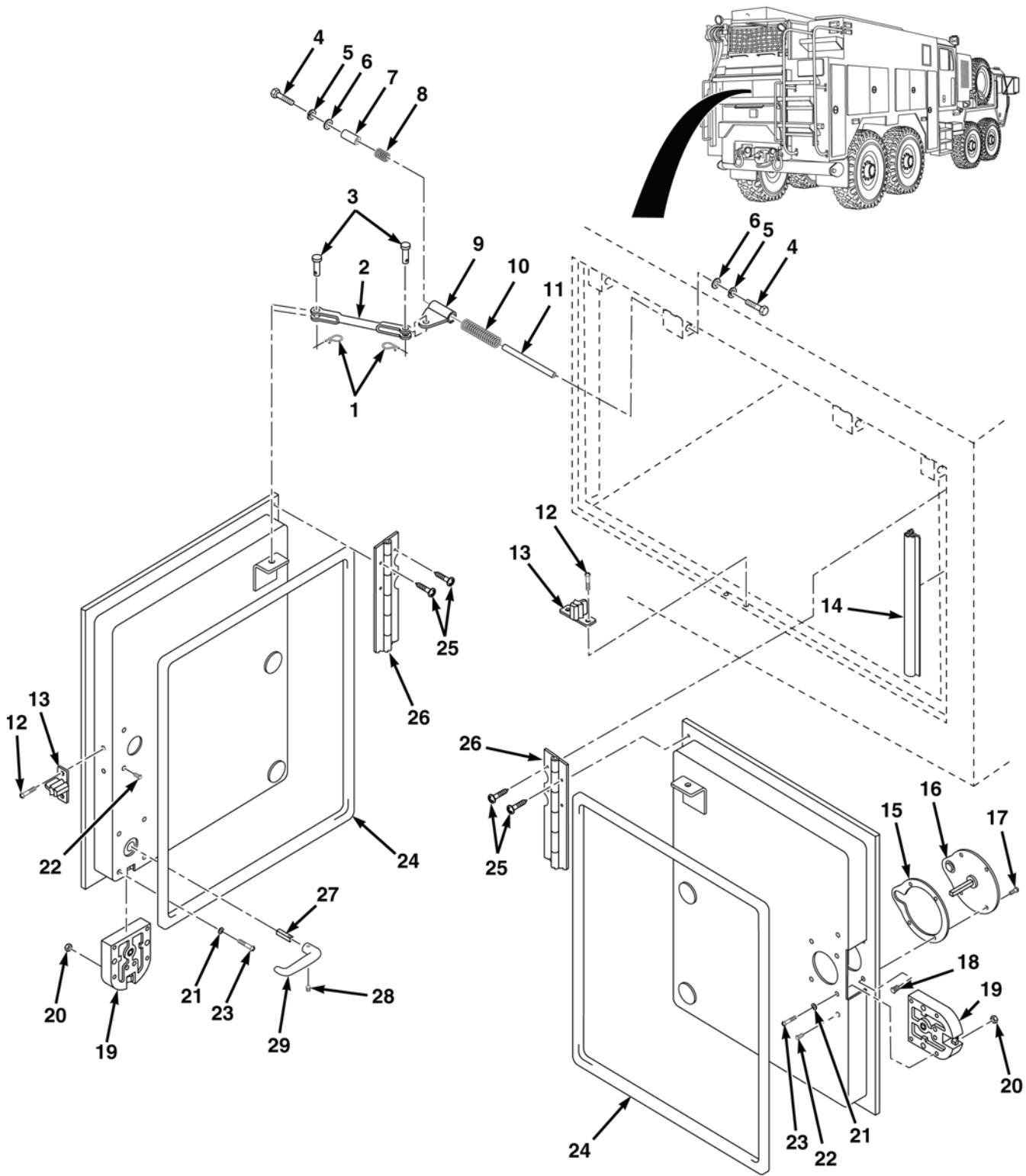


FIG. 155 DOOR ASSEMBLY, REAR

| (1)                  | (2)      | (3)              | (4)   | (5)           | (6)  | (7) |
|----------------------|----------|------------------|-------|---------------|--|-----|
| ITEM NO.             | SMR CODE | NSN              | CAGEC | PART NUMBER   | DESCRIPTION AND USABLE ON CODES (UOC)  | QTY |
|                      |          |                  |       |               | GROUP 7635 SPECIAL PURPOSE BODY  |     |
|                      |          |                  |       |               | FIG. 155 DOOR ASSEMBLY, REAR   |     |
| 1                    | PAFZZ    | 5315-01-517-5982 | 96652 | 22-02         | PIN,LOCK . . . . .   | 4   |
| 2                    | PAFZZ    |                  | 04664 | 80-4040       | ARM,DOOR . . . . .   | 2   |
| 3                    | PAFZZ    | 5315-01-082-6927 | 34623 | MB243B-20003  | PIN,STRAIGHT,HEADED 1/4 . . . . .  | 4   |
| 4                    | PAFZZ    | 5306-00-543-4405 | 80205 | MS35307-334   | BOLT,MACHINE 5/16-18 X 1 . . . . .   | 2   |
| 5                    | PAFZZ    | 5310-00-883-9417 | 80205 | MS35338-158   | WASHER,LOCK 1/4 . . . . .  | 4   |
| 6                    | PAFZZ    | 5310-00-823-8804 | 96906 | MS27183-9     | WASHER,FLAT 1/4 . . . . .  | 4   |
| 7                    | PAFZZ    |                  | 04664 | 80-4210       | SPACER,DOOR. . . . .   | 2   |
| 8                    | PAFZZ    | 5360-01-517-6911 | 39428 | 96570K15      | SPRING,HELICAL,COMP . . . . .  | 1   |
| 9                    | PAFZZ    |                  | 04664 | 80-4037       | SLIDE,DOOR. . . . .  | 2   |
| 10                   | PAFZZ    | 5360-01-517-6928 | 03PF8 | C 694-097-104 | SPRING,HELICAL 6.50 . . . . .  | 2   |
| 11                   | PAFZZ    |                  | 04664 | 80-4036       | ROD,DOOR SLIDE 9.88" LONG . . . . .  | 2   |
| 12                   | PAFZZ    | 5305-00-184-1421 | 96906 | MS24628-53    | SCREW,TAPPING 10-24 X 1 1/4 . . . . .  | 4   |
| 13                   | PAFZZ    | 5305-00-655-6694 | 88044 | AN500C8-14    | SCREW,MACHINE .164-32 X .875 . . . . .                                       | 2   |
| 14                   | MFFZZ    |                  | 04664 | 943005-180    | SEAL,DOOR,RUBBER MAKE FROM P/N 94-3005,CAGE 04664,APPROX 180 IN. LG. . . . . | 15  |
| 15                   | PAFZZ    | 5330-01-517-8998 | 19220 | G9            | GASKET. . . . .  | 1   |
| 16                   | PAFZZ    | 5340-01-517-8991 | 19220 | 279LZN        | HANDLE,RECESS. . . . .   | 1   |
| 17                   | PAFZZ    | 5305-00-984-6214 | 80205 | MS35206-267   | SCREW,MACHINE 10-24 X 1 . . . . .  | 4   |
| 18                   | PAFZZ    | 5325-01-517-2773 | 04664 | 82-0260-0002  | INSERT,SCREW THREAD 10-24 . . . . .  | 8   |
| 19                   | PAFZZ    | 2540-01-518-3313 | 0FNZ2 | 3-106ZN       | LATCH,DOOR,VEHICULA. . . . .   | 2   |
| 20                   | PAFZZ    | 5310-01-067-8396 | 81580 | 104066        | NUT,LOCK 1/4-20 . . . . .  | 8   |
| 21                   | PAFZZ    | 5310-00-765-3197 | 96906 | MS27183-41    | WASHER,FLAT 3/16 . . . . .   | 8   |
| 22                   | PAFZZ    | 5305-01-517-8957 | 09772 | 3605001       | SCREW,PANEL FASTENE . . . . .  | 4   |
| 23                   | PAFZZ    | 5305-00-984-6212 | 80205 | MS35206-265   | SCREW,MACHINE 10-24 X 3/4. . . . .   | 8   |
| 24                   | MFFZZ    |                  | 04664 | 1437880-60    | SEAL,DOOR,D-SECTION MAKE FROM P/N 2657,CAGE 56329,APPROX 60 IN. LG. . . . .  | 2   |
| 25                   | PAFZZ    | 5305-00-855-0964 | 80205 | MS24629-48    | SCREW,TAPPING . . . . .  | 48  |
| 26                   | PBFZZ    |                  | 04664 | 1379480-0004  | HINGE,DOOR . . . . .   | 2   |
| 27                   | PAFZZ    | 3040-01-517-3699 | 04664 | 15-0864       | SHAFT,HANDLE . . . . .   | 1   |
| 28                   | PAFZZ    | 5305-01-517-6004 | 39428 | 91375A576     | SETSCREW SOCKET. . . . .   | 1   |
| 29                   | PAFZZ    | 2540-01-517-5300 | 19220 | 53-5655X      | HANDLE,DOOR,VEHICUL . . . . .  | 1   |
| <b>END OF FIGURE</b> |          |                  |       |               |  |     |

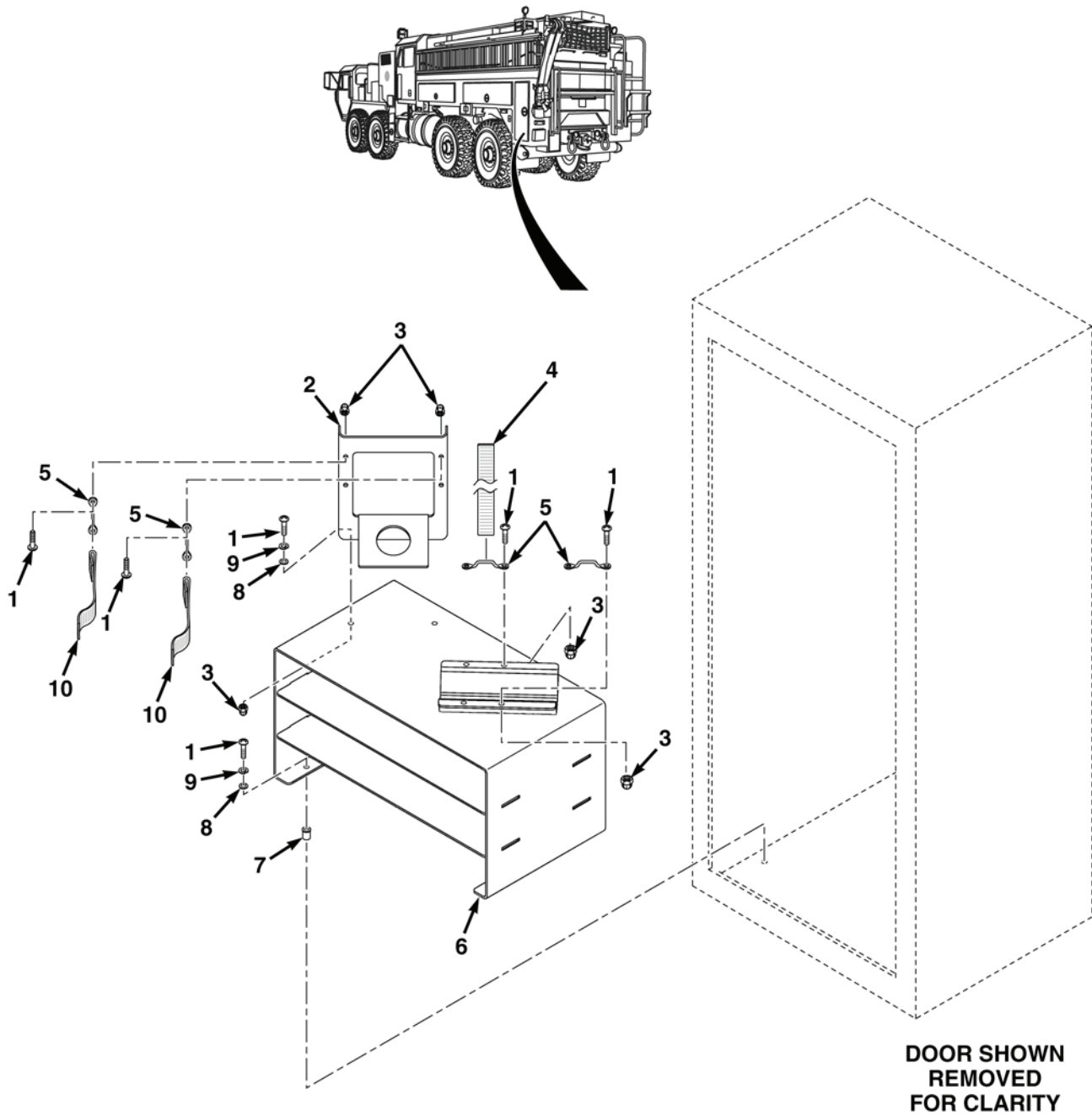


FIG. 156 D1 COMPARTMENT BRACKETS

| (1)                  | (2)      | (3)              | (4)   | (5)           | (6)   | (7) |
|----------------------|----------|------------------|-------|---------------|---|-----|
| ITEM NO.             | SMR CODE | NSN              | CAGEC | PART NUMBER   | DESCRIPTION AND USABLE ON CODES (UOC)                               | QTY |
|                      |          |                  |       |               | GROUP 7635 SPECIAL PURPOSE BODY<br>FIG. 156 D1 COMPARTMENT BRACKETS |     |
| 1                    | PAFZZ    | 5305-00-984-6214 | 80205 | MS35206-267   | SCREW,MACHINE 10-24 X 1 . . . . .                                   | 16  |
| 2                    | PFFZZ    |                  | 04664 | 1399205       | HOLDER ASSEMBLY REGULATOR . . . .                                   | 1   |
| 3                    | PAFZZ    | 5310-00-474-3798 | 58536 | MS24679-7     | NUT,PLAIN,CAP 3/8-16 . . . . .                                      | 10  |
| 4                    | PAFZZ    | 5340-01-516-8787 | 04664 | 1219606-0012  | STRAP,WEBBING . . . . .   | 1   |
| 5                    | PAFZZ    | 5340-00-329-2428 | 19220 | 6411D         | LOOP,STRAP FASTENER 1.25 WIDE . .                                   | 4   |
| 6                    | PFFZZ    |                  | 04664 | 1392832       | SHELF ASSEMBLY LH COMPARTMENT D1 . . . . .                          | 1   |
| 7                    | PAFZZ    | 5325-01-411-0066 | 78276 | ALS4-1024-130 | INSERT,SCREW THREAD 10-24 . . . . .                                 | 2   |
| 8                    | PAFZZ    | 5310-00-765-3197 | 96906 | MS27183-41    | WASHER,FLAT 3/16 . . . . .  | 8   |
| 9                    | PAFZZ    | 5310-00-045-3296 | 80205 | MS35338-43    | WASHER,LOCK #10 . . . . .   | 6   |
| 10                   | PAFZZ    | 5340-01-518-1999 | 04664 | 1219606-0013  | STRAP,WEBBING . . . . .   | 2   |
| <b>END OF FIGURE</b> |          |                  |       |               |   |     |

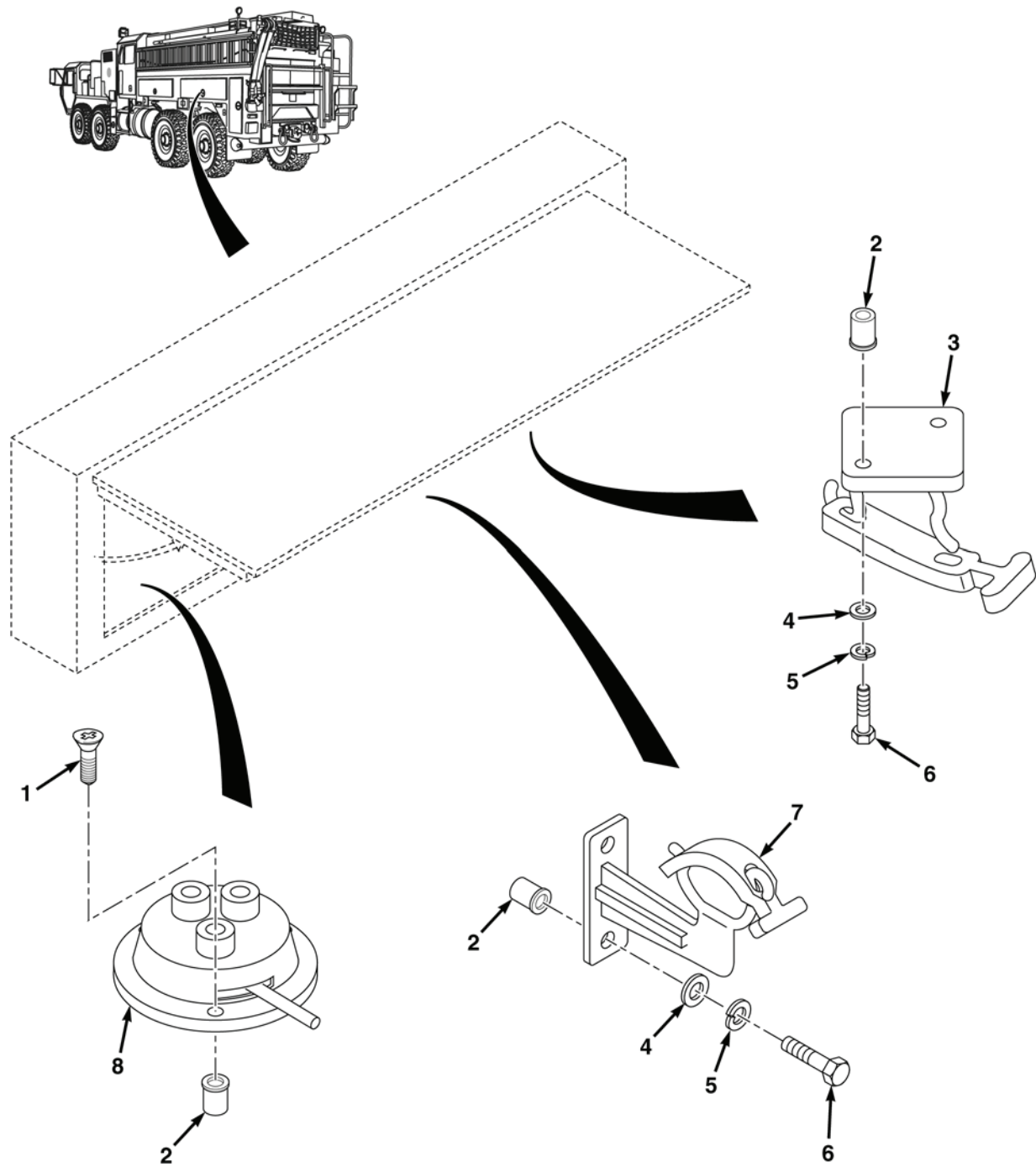


FIG. 157 D2 COMPARTMENT BRACKETS



| (1)      | (2)      | (3)              | (4)   | (5)             | (6)   | (7) |
|----------|----------|------------------|-------|-----------------|---|-----|
| ITEM NO. | SMR CODE | NSN              | CAGEC | PART NUMBER     | DESCRIPTION AND USABLE ON CODES (UOC)                               | QTY |
|          |          |                  |       |                 | GROUP 7635 SPECIAL PURPOSE BODY<br>FIG. 157 D2 COMPARTMENT BRACKETS |     |
| 1        | PAFZZ    | 5305-00-052-5925 | 80205 | MS35198-73      | SCREW,MACHINE 1/4-20 X 1.....                                       | 3   |
| 2        | PAFZZ    | 5325-01-394-2414 | 78276 | ALS7-420-165    | INSERT,SCREW THREAD 1/4-20.....                                     | 18  |
| 3        | PFFZZ    | 5340-01-518-2546 | 51010 | LPVM-7          | BRACKET,MOUNTING .....  | 2   |
| 4        | PAFZZ    | 5310-00-823-8804 | 96906 | MS27183-9       | WASHER,FLAT 1/4 .....   | 12  |
| 5        | PAFZZ    | 5310-00-883-9417 | 80205 | MS35338-158     | WASHER,LOCK 1/4.....  | 12  |
| 6        | PAFZZ    | 5305-00-225-3843 | 80204 | B1821BH025C100N | SCREW,CAP,HEXAGON HEAD,<br>1/4-20 X 1.....                          | 12  |
| 7        | PFFZZ    | 4210-01-518-0423 | 51010 | VM-5-V          | BRACKET,FIRE FIGHTI VERTICAL ....                                   | 2   |
| 8        | PFFZZ    | 5340-01-518-2540 | 5B337 | G421            | BRACKET,MOUNTING 1 1/2.....   | 1   |
|          |          |                  |       |                 | <b>END OF FIGURE</b>  |     |

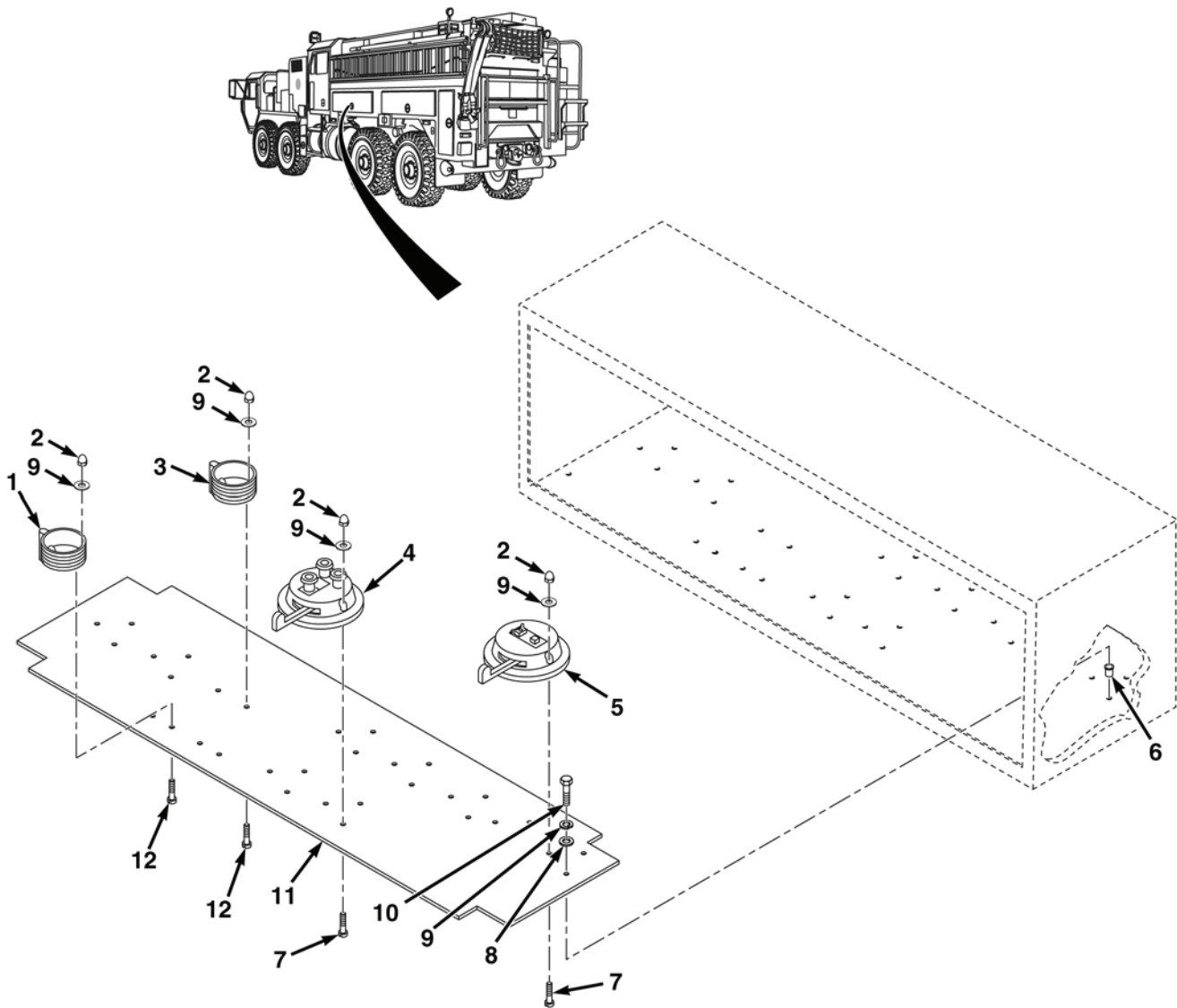


FIG. 158 D3 COMPARTMENT BRACKETS

| (1)      | (2)      | (3)              | (4)   | (5)             | (6)   | (7) |
|----------|----------|------------------|-------|-----------------|---|-----|
| ITEM NO. | SMR CODE | NSN              | CAGEC | PART NUMBER     | DESCRIPTION AND USABLE ON CODES (UOC)                               | QTY |
|          |          |                  |       |                 | GROUP 7635 SPECIAL PURPOSE BODY<br>FIG. 158 D3 COMPARTMENT BRACKETS |     |
| 1        | PFFZZ    | 5340-01-518-2543 | 5B337 | 33A             | BRACKET,MOUNTING 1 1/2.....   | 2   |
| 2        | PAFZZ    | 5310-00-984-3805 | 58536 | AA55629-5       | NUT,PLAIN,CAP 1/4-20.....   | 27  |
| 3        | PFFZZ    | 5340-01-518-2544 | 04664 | 1365245         | BRACKET,MOUNTING .....  | 1   |
| 4        | PFFZZ    | 5340-01-518-2540 | 5B337 | G421            | BRACKET,MOUNTING 1 1/2.....   | 2   |
| 5        | PFFZZ    | 5340-01-517-9824 | 5B337 | G321            | BRACKET,MOUNTING 2 1/2.....   | 5   |
| 6        | PAFZZ    | 5325-01-394-2414 | 78276 | ALS7-420-165    | INSERT,SCREW THREAD 1/4-20.....                                     | 3   |
| 7        | PAFZZ    | 5305-00-006-8283 | 96906 | MS24628-66      | SCREW,TAPPING .....   | 21  |
| 8        | PAFZZ    | 5310-00-823-8804 | 96906 | MS27183-9       | WASHER,FLAT 1/4 .....   | 3   |
| 9        | PAFZZ    | 5310-00-883-9417 | 80205 | MS35338-158     | WASHER,LOCK 1/4.....  | 27  |
| 10       | PAFZZ    | 5305-00-225-3843 | 80204 | B1821BH025C100N | SCREW,CAP,HEXAGON HEAD,<br>1/4-20 X 1.....                          | 3   |
| 11       | PFFZZ    |                  | 04664 | 1274630         | PLATE,MOUNTING .....  | 1   |
| 12       | PAFZZ    | 5305-00-562-2750 | 96906 | MS24628-64      | SCREW,TAPPING 1/4-20 X 3/4.....                                     | 6   |
|          |          |                  |       |                 | <b>END OF FIGURE</b>  |     |

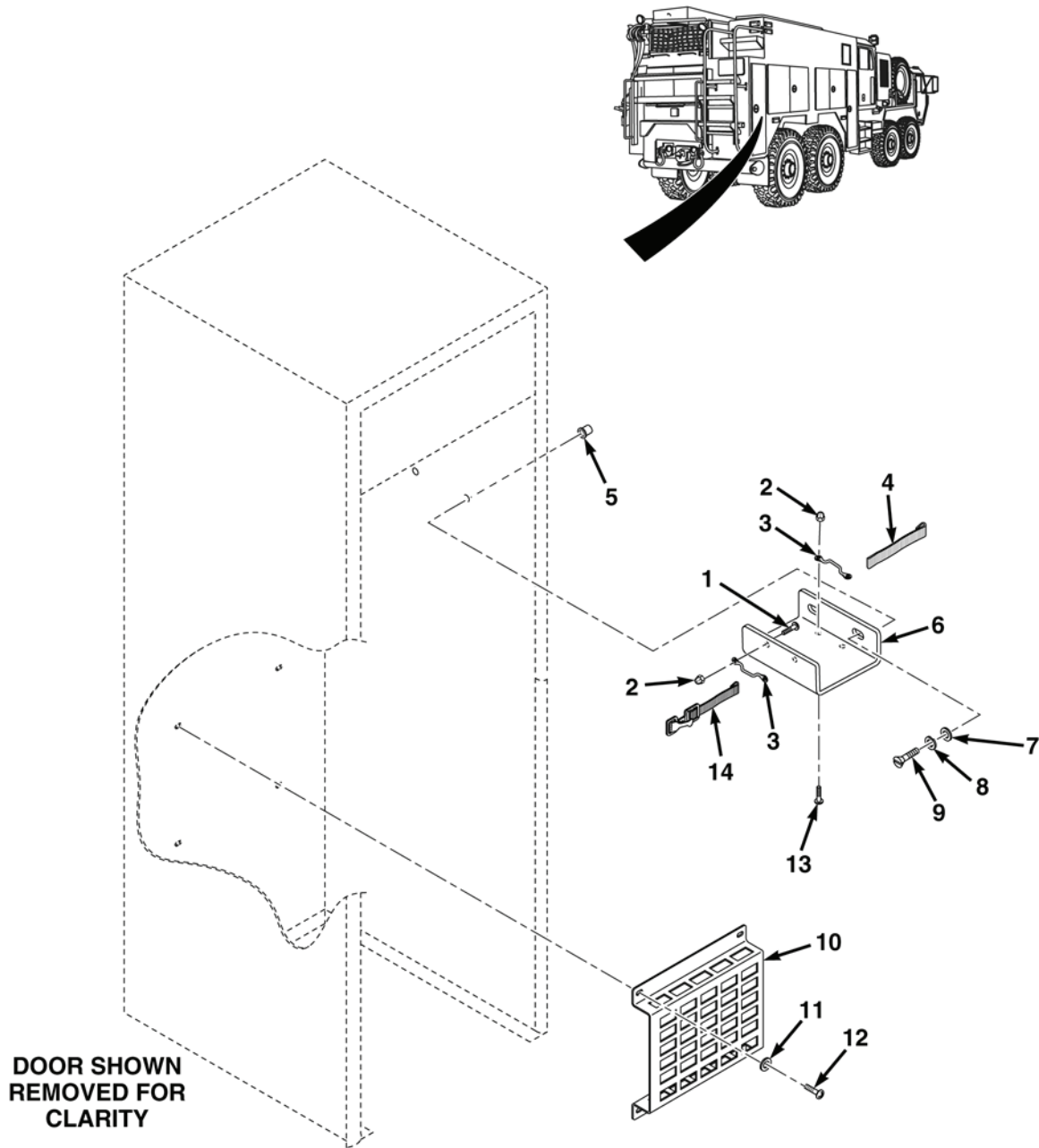


FIG. 159 P1 COMPARTMENT BRACKETS

| (1)      | (2)      | (3)              | (4)   | (5)          | (6)   | (7) |
|----------|----------|------------------|-------|--------------|---|-----|
| ITEM NO. | SMR CODE | NSN              | CAGEC | PART NUMBER  | DESCRIPTION AND USABLE ON CODES (UOC)                               | QTY |
|          |          |                  |       |              | GROUP 7635 SPECIAL PURPOSE BODY<br>FIG. 159 P1 COMPARTMENT BRACKETS |     |
| 1        | PAFZZ    | 5305-00-050-9229 | 96906 | MS51957-63   | SCREW,MACHINE 1/4-20 X 1/2 . . . . .                                | 2   |
| 2        | PAFZZ    | 5310-00-474-3798 | 58536 | MS24679-7    | NUT,PLAIN,CAP 3/8-16 . . . . .                                      | 4   |
| 3        | PAFZZ    | 5340-00-329-2428 | 19220 | 6411D        | LOOP,STRAP FASTENER 1.25 WIDE . . . . .                             | 2   |
| 4        | PAFZZ    | 5340-01-518-1025 | 04664 | 1213390-0024 | STRAP,WEBBING BLACK NYLON . . . . .                                 | 1   |
| 5        | PAFZZ    | 5325-01-394-2414 | 78276 | ALS7-420-165 | INSERT,SCREW THREAD 1/4-20 . . . . .                                | 2   |
| 6        | PFFZZ    |                  | 04664 | 1314253      | SHELF,GAS DETECTOR . . . . .  | 1   |
| 7        | PAFZZ    | 5310-00-809-4061 | 96906 | MS27183-15   | WASHER,FLAT 7/16 . . . . .  | 2   |
| 8        | PAFZZ    | 5310-00-019-0669 | 80205 | MS35333-105  | WASHER,LOCK NO. 6 . . . . .   | 2   |
| 9        | PAFZZ    | 5305-00-719-5017 | 80205 | MS51959-82   | SCREW,MACHINE 1/4-20 X 3/4<br>FLTHEAD . . . . .                     | 2   |
| 10       | PFFZZ    |                  | 04664 | 1307244      | GUARD,AIR VENT . . . . .  | 1   |
| 11       | PAFZZ    | 5310-00-765-3197 | 96906 | MS27183-41   | WASHER,FLAT 3/16 . . . . .  | 4   |
| 12       | PAFZZ    | 5305-00-855-0957 | 45152 | 2477HX       | SCREW,TAPPING . . . . .   | 4   |
| 13       | PAFZZ    | 5305-00-071-1315 | 96906 | MS51957-79   | SCREW,MACHINE 1/4-20 X 1/2 . . . . .                                | 4   |
| 14       | PAFZZ    | 5340-01-518-2804 | 04664 | 1116525      | STRAP,WEBBING 1 IN. LG. . . . .                                     | 1   |
|          |          |                  |       |              | <b>END OF FIGURE</b>  |     |



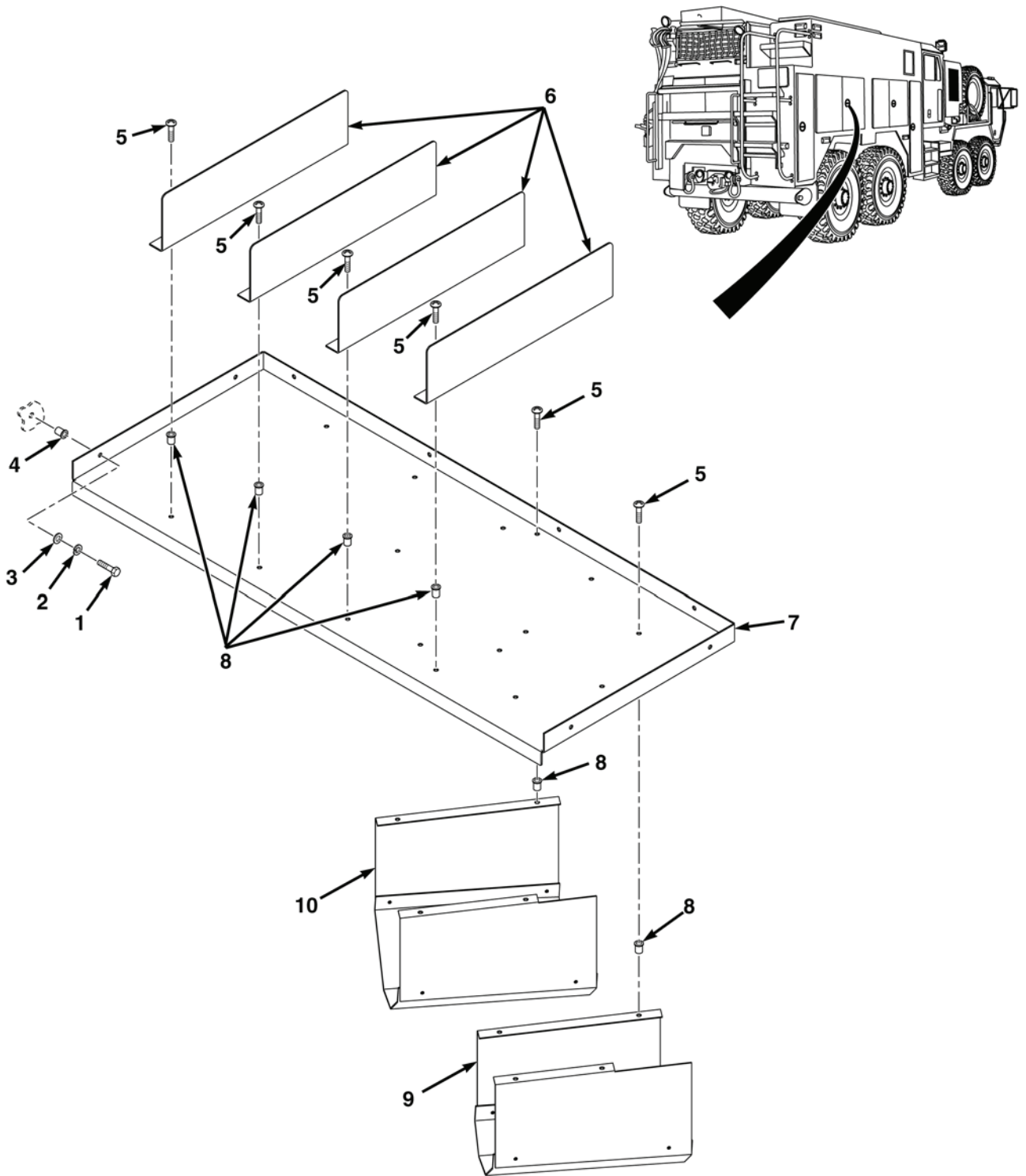


FIG. 160 P2 COMPARTMENT BRACKETS (SHEET 1 OF 2)

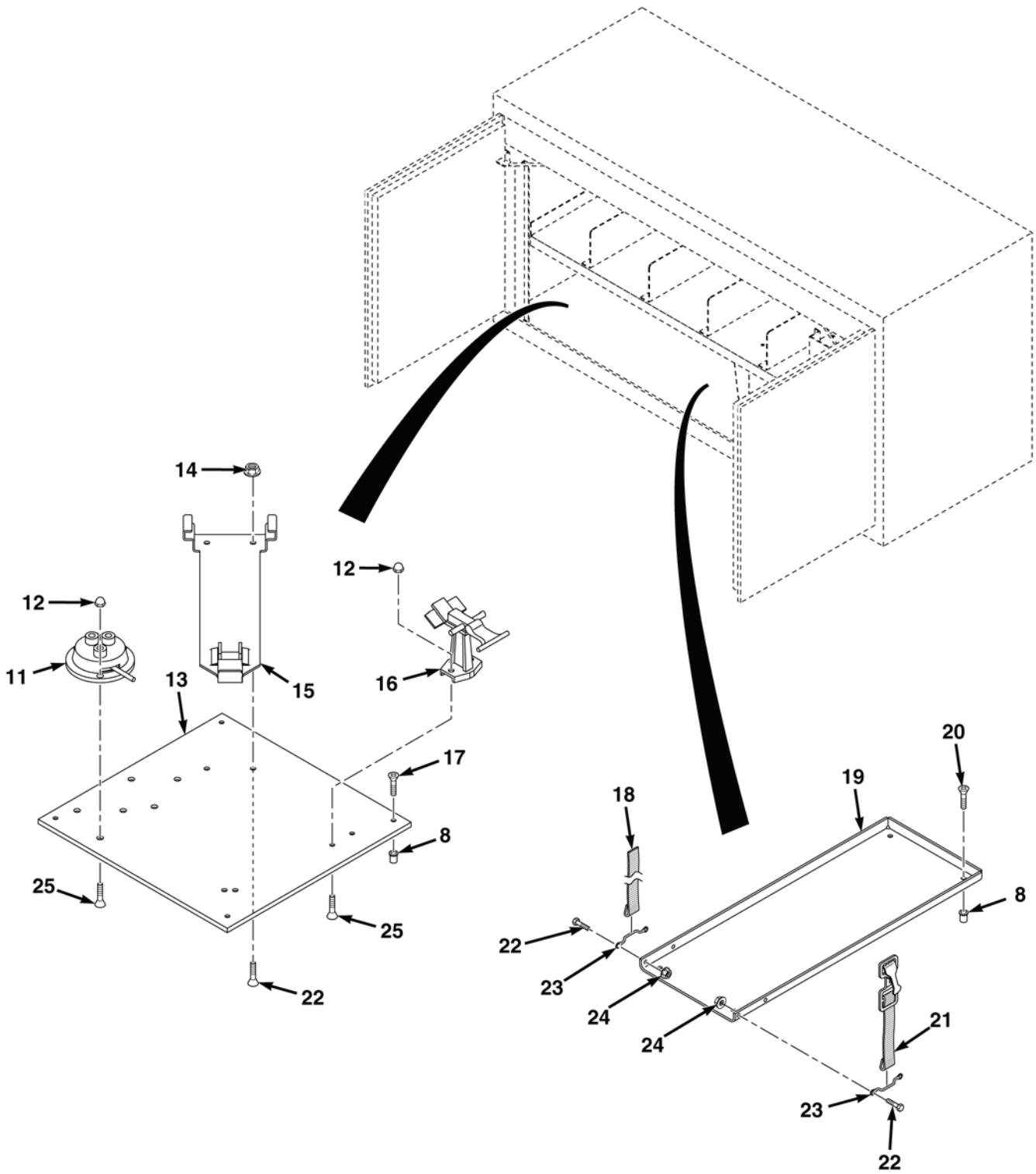


FIG. 160 P2 COMPARTMENT BRACKETS (SHEET 2 OF 2)



| (1)      | (2)      | (3)              | (4)   | (5)          | (6)   | (7) |
|----------|----------|------------------|-------|--------------|---|-----|
| ITEM NO. | SMR CODE | NSN              | CAGEC | PART NUMBER  | DESCRIPTION AND USABLE ON CODES (UOC)                               | QTY |
|          |          |                  |       |              | GROUP 7635 SPECIAL PURPOSE BODY<br>FIG. 160 P2 COMPARTMENT BRACKETS |     |
| 1        | PAFZZ    | 5306-00-543-4405 | 80205 | MS35307-334  | BOLT,MACHINE 5/16-18 X 1 . . . . .                                  | 8   |
| 2        | PAFZZ    | 5310-00-407-9566 | 80205 | MS35338-45   | WASHER,LOCK 5/16 . . . . .  | 8   |
| 3        | PAFZZ    | 5310-00-809-3078 | 96906 | MS27183-11   | WASHER,FLAT 5/16 . . . . .  | 8   |
| 4        | PAFZZ    | 5325-01-395-2124 | 78276 | ALS7-518-150 | INSERT,SCREW THREAD 5/16 . . . . .                                  | 8   |
| 5        | PAFZZ    | 5305-00-988-1727 | 80205 | MS35206-283  | SCREW,MACHINE 1/4-20 X 1 . . . . .                                  | 12  |
| 6        | PAFZZ    |                  | 04664 | 1366099      | SHELF PARTITION . . . . .   | 4   |
| 7        | PAFZZ    |                  | 04664 | 1366112      | SHELF,COMPT P2. . . . .   | 1   |
| 8        | PAFZZ    | 5325-01-394-2414 | 78276 | ALS7-420-165 | INSERT,SCREW THREAD 1/4-20 . . . . .                                | 32  |
| 9        | PFFZZ    |                  | 04664 | 1365591      | BRACKET ASSEMBLY FIRE EXTINGUISHER . . . . .                        | 1   |
| 10       | PFFZZ    |                  | 04664 | 1365588      | BRACKET ASSEMBLY FIRE EXTINGUISHER . . . . .                        | 1   |
| 11       | PFFZZ    | 5340-01-517-9824 | 5B337 | G321         | BRACKET,MOUNTING 2 1/2 . . . . .                                    | 2   |
| 12       | PAFZZ    | 5310-01-283-4637 | 96906 | A-A-55629    | NUT,PLAIN,CAP 10-24 . . . . .                                       | 6   |
| 13       | PAFZZ    |                  | 04664 | 1400833      | PLATE . . . . .   | 1   |
| 14       | PAFZZ    | 5310-00-208-1918 | 88044 | AN365-1024A  | NUT,SELF-LOCKING 10-24. . . . .                                     | 2   |
| 15       | PFFZZ    | 5340-01-521-9251 | 5M752 | XX-B         | BRACKET,MOUNTING . . . . .  | 1   |
| 16       | PFFZZ    | 5340-01-518-2538 | 04664 | 1365720      | BRACKET,MOUNTING . . . . .  | 1   |
| 17       | PAFZZ    | 5305-00-816-6825 | 96906 | MS35243-88   | SCREW,MACHINE .25-20 X 3/4,FLAT HD                                  | 4   |
| 18       | PAFZZ    | 5340-01-518-1025 | 04664 | 1213390-0024 | STRAP,WEBBING BLACK NYLON . . . . .                                 | 1   |
| 19       | PAFZZ    |                  | 04664 | 1365727      | TRAY,TOOLBOX . . . . .  | 1   |
| 20       | PAFZZ    | 5305-00-958-5247 | 60905 | 02011-7G416  | SCREW,MACHINE .25-20 X 1 IN,FLAT HD . . . . .                       | 4   |
| 21       | PAFZZ    | 5340-01-518-2804 | 04664 | 1116525      | STRAP,WEBBING 1 IN. LG. . . . .                                     | 1   |
| 22       | PAFZZ    | 5305-01-517-3710 | 92858 | 9958.0001    | SCREW,MACHINE 10-24 X .50. . . . .                                  | 6   |
| 23       | PAFZZ    | 5340-00-329-2428 | 19220 | 6411D        | LOOP,STRAP FASTENER 1.25 WIDE . .                                   | 2   |
| 24       | PAFZZ    |                  | 3A054 | 90675A011    | NUT,KEPS,LOCK 10-24 UNC . . . . .                                   | 4   |
| 25       | PAFZZ    | 5305-00-701-5078 | 80205 | MS51959-65   | SCREW,MACHINE 10-24 X .75 FLAT HD                                   | 12  |
|          |          |                  |       |              | <b>END OF FIGURE</b>  |     |

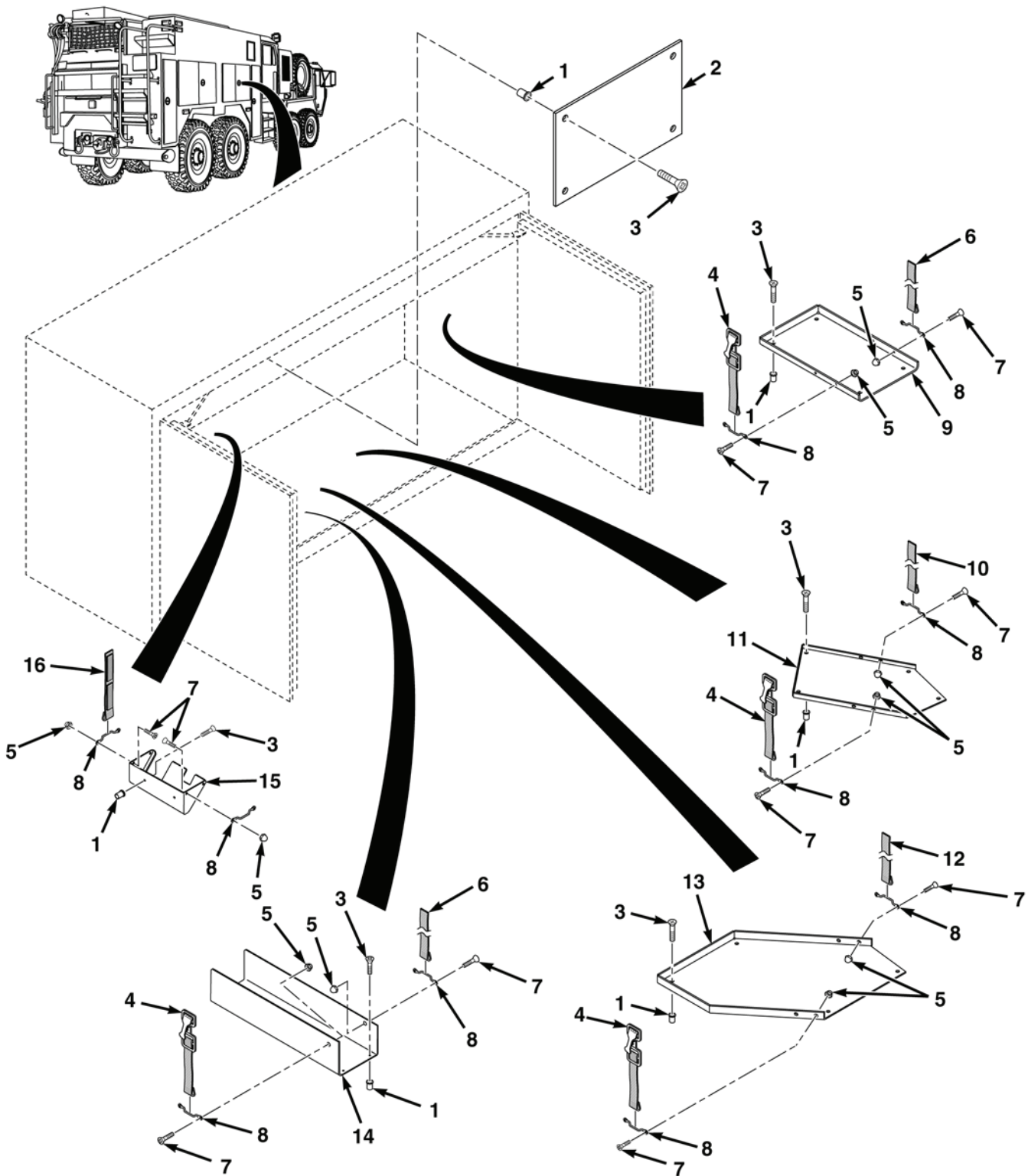


FIG. 161 P3 COMPARTMENT BRACKETS

| (1)      | (2)      | (3)              | (4)   | (5)          | (6)   | (7) |
|----------|----------|------------------|-------|--------------|---|-----|
| ITEM NO. | SMR CODE | NSN              | CAGEC | PART NUMBER  | DESCRIPTION AND USABLE ON CODES (UOC)                               | QTY |
|          |          |                  |       |              | GROUP 7635 SPECIAL PURPOSE BODY<br>FIG. 161 P3 COMPARTMENT BRACKETS |     |
| 1        | PAFZZ    | 5325-01-395-1247 | 78276 | ALS4-420-260 | INSERT,SCREW THREAD .25-20 . . . . .                                | 24  |
| 2        | PAFZZ    |                  | 04664 | 1400590      | LINER,BACK WALL . . . . .   | 1   |
| 3        | PAFZZ    | 5305-00-958-5247 | 80205 | MS35190-291  | SCREW,MACHINE 1/4 X 1 . . . . .                                     | 24  |
| 4        | PAFZZ    | 5340-01-518-2804 | 04664 | 1116525      | STRAP,WEBBING 1 IN. LG. . . . .                                     | 4   |
| 5        | PAFZZ    | 5310-01-283-4637 | 96906 | A-A-55629    | NUT,PLAIN,CAP 10-24 . . . . .                                       | 20  |
| 6        | PAFZZ    | 5340-01-517-6053 | 04664 | 1213390-0040 | STRAP,WEBBING BLACK NYLON . . . . .                                 | 2   |
| 7        | PAFZZ    | 5305-00-701-5074 | 80205 | MS51959-63   | SCREW,MACHINE 10-24 X 1/2 FLTHD . . . . .                           | 20  |
| 8        | PAFZZ    | 5340-00-329-2428 | 19220 | 6411D        | LOOP,STRAP FASTENER 1.25 WIDE . . . . .                             | 10  |
| 9        | PAFZZ    |                  | 04664 | 1392325      | TRAY,CHAINSAW BOX . . . . .   | 1   |
| 10       | PAFZZ    | 5340-01-517-6049 | 04664 | 1213390-0028 | STRAP,WEBBING BLACK NYLON . . . . .                                 | 1   |
| 11       | PAFZZ    |                  | 04664 | 1365858      | TRAY,CIRCULAR SAW . . . . .   | 1   |
| 12       | PAFZZ    | 5340-01-518-1025 | 04664 | 1213390-0024 | STRAP,WEBBING BLACK NYLON . . . . .                                 | 1   |
| 13       | PAFZZ    |                  | 04664 | 1365859      | TRAY,CHAIN SAW,ALU . . . . .  | 1   |
| 14       | PFFZZ    |                  | 04664 | 1392317      | BRACKET,MOUNTING SAWSALL . . . . .                                  | 1   |
| 15       | PAFZZ    |                  | 04664 | 1347676      | HOLDER,BATTERY CHAR . . . . .                                       | 1   |
| 16       | PAFZZ    | 8315-01-519-2400 | 04664 | 1219606-0022 | STRAP,HOOK AND PILE . . . . .                                       | 2   |
|          |          |                  |       |              | <b>END OF FIGURE</b>  |     |



18 — 19

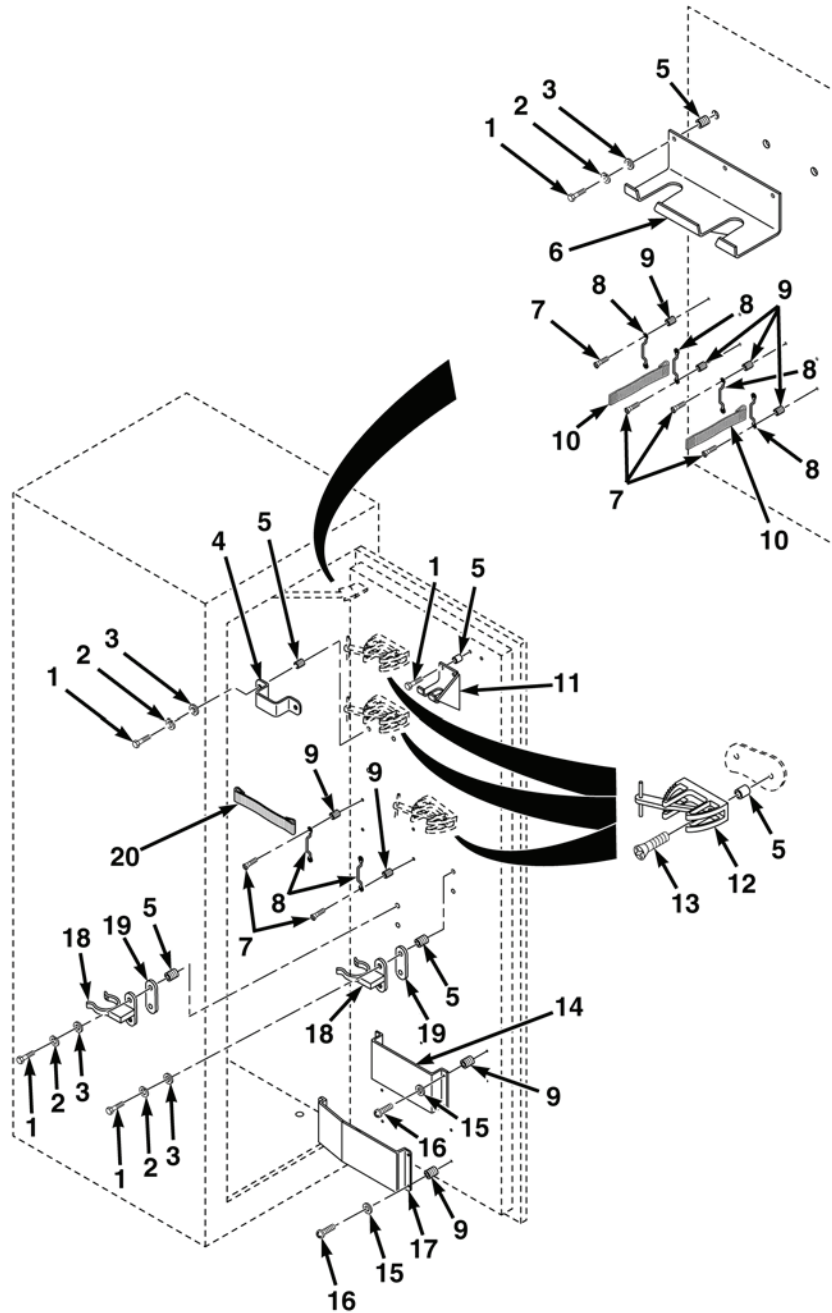


FIG. 162 P4 COMPARTMENT BRACKETS (SHEET 1 OF 2)

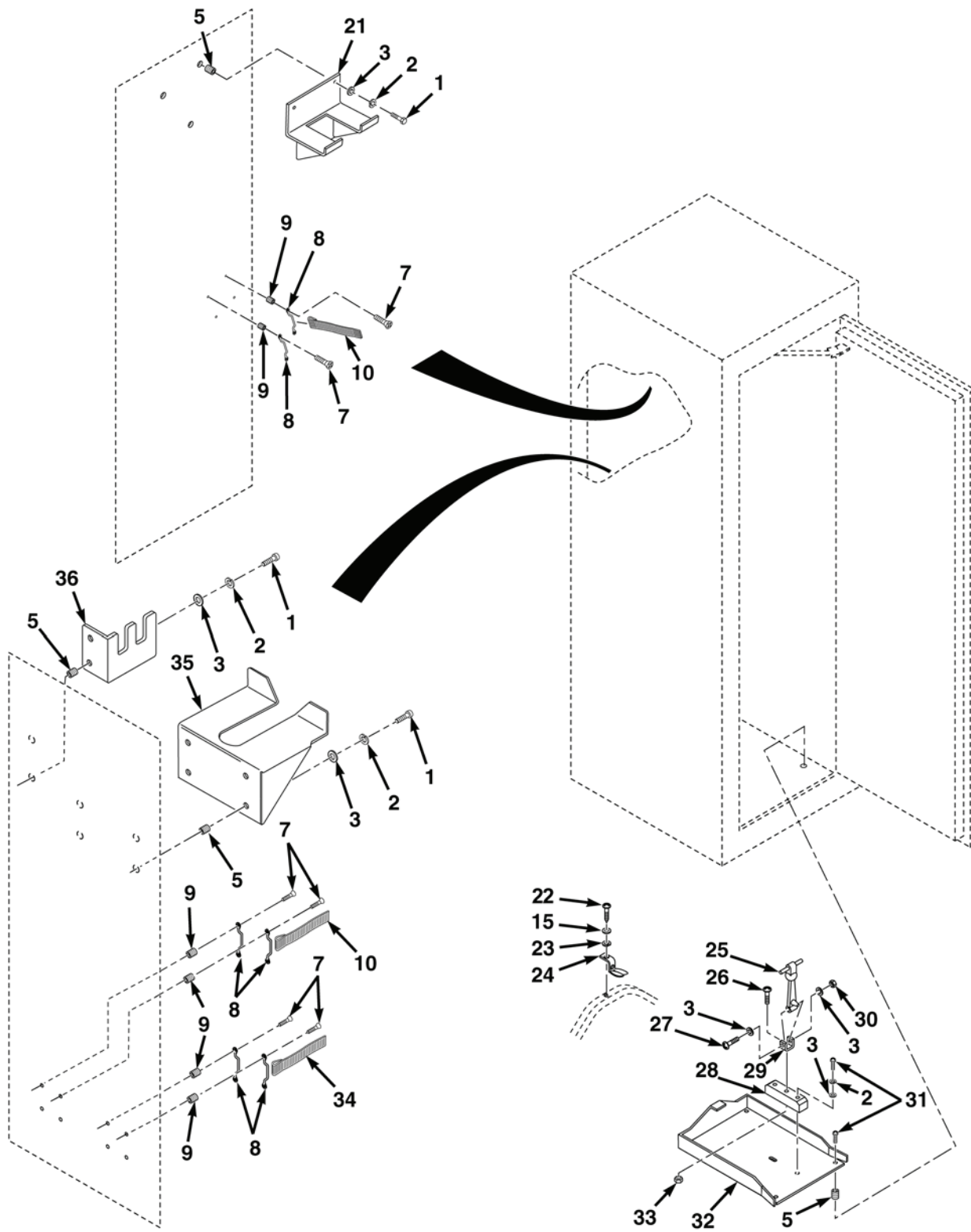


FIG. 162 P4 COMPARTMENT BRACKETS (SHEET 2 OF 2)

| (1)   | (2)      | (3)              | (4)   | (5)             | (6)  | (7) |
|---|----------|------------------|-------|-----------------|--|-----|
| ITEM NO.  | SMR CODE | NSN              | CAGEC | PART NUMBER     | DESCRIPTION AND USABLE ON CODES (UOC)      | QTY |
| GROUP 7635 SPECIAL PURPOSE BODY<br>FIG. 162 P4 COMPARTMENT BRACKETS |          |                  |       |                 |  |     |
| 1   | PAFZZ    | 5305-00-225-3843 | 80204 | B1821BH025C100N | SCREW,CAP,HEXAGON .25-20 x 1.00..          | 21  |
| 2   | PAFZZ    | 5310-00-883-9417 | 80205 | MS35338-158     | WASHER,LOCK 1/4.....                       | 23  |
| 3   | PAFZZ    | 5310-00-823-8804 | 96906 | MS27183-9       | WASHER,FLAT 1/4.....                       | 25  |
| 4   | PFFZZ    |                  | 04664 | 1347677         | BRACKET,MOUNTING PRY TOOL.....             | 1   |
| 5   | PAFZZ    | 5325-01-394-2414 | 78276 | ALS7-420-165    | INSERT,SCREW THREAD 1/4-20.....            | 27  |
| 6   | PFFZZ    |                  | 04664 | 1215813         | BRACKET,MOUNTING SHOVEL.....               | 1   |
| 7   | PAFZZ    | 5305-00-701-5078 | 80205 | MS51959-65      | SCREW,MACHINE 10-24 X .75 FLAT HEAD.....   | 24  |
| 8   | PAFZZ    | 5340-00-329-2428 | 19220 | 6411D           | LOOP,STRAP FASTENER 1.25 WIDE ..           | 12  |
| 9   | PAFZZ    | 5325-01-411-0066 | 78276 | ALS4-1024-130   | INSERT,SCREW THREAD 10-24.....             | 32  |
| 10  | PAFZZ    | 5340-01-516-8787 | 04664 | 1219606-0012    | STRAP,WEBBING.....                         | 4   |
| 11  | PAFZZ    |                  | 04664 | 1215874         | HANGER,HALIGAN TOOL.....                   | 1   |
| 12  | PFFZZ    | 5340-01-506-0139 | 5U658 | 1004-2          | BRACKET HANDLE LOK PIKEPOLE...             | 3   |
| 13  | PAFZZ    | 5305-00-958-5247 | 80205 | MS35190-291     | SCREW,MACHINE .25-20 X 1.00 FLAT HEAD..... | 6   |
| 14  | PFFZZ    |                  | 04664 | 1335193         | BRACKET,MOUNTING 8 LB. AXE.....            | 1   |
| 15  | PAFZZ    | 5310-00-045-3296 | 80205 | MS35338-43      | WASHER,LOCK #10.....                       | 9   |
| 16  | PAFZZ    | 5305-00-050-9231 | 96906 | MS51957-65      | SCREW,MACHINE 10-24 X .75.....             | 8   |
| 17  | PFFZZ    |                  | 04664 | 1338992         | BRACKET,MOUNTING PICK AXE.....             | 1   |
| 18  | PFFZZ    |                  | 04664 | 72-0011         | BRACKET,SIDE PIKEPOLE.....                 | 2   |
| 19  | XAFZZ    |                  | 04664 | 845             | .GASKET.....                               | 2   |
| 20  | PAFZZ    | 5340-01-518-5375 | 04664 | 1219606-0006    | STRAP,WEBBING.....                         | 1   |
| 21  | PFFZZ    |                  | 04664 | 1216144         | BRACKET,MOUNTING MATTOCK PICK              | 1   |
| 22  | PAFZZ    | 5305-00-057-9621 | 96906 | MS21207-10-24   | SCREW,TAPPING 10-24.....                   | 1   |
| 23  | PAFZZ    | 5310-00-502-0106 | 96906 | MS51859-6       | WASHER,FLAT 9/32.....                      | 1   |
| 24  | PFFZZ    | 2590-01-517-2878 | 04664 | 1331040         | BRACKET,VEHICULAR C.....                   | 1   |
| 25  | PAFZZ    | 2540-01-152-7764 | 64386 | 67D794          | LATCH,HOOD.....                            | 1   |
| 26  | PAFZZ    | 5305-00-984-5674 | 96906 | MS35206-294     | SCREW,MACHINE 5/16-18 X 1/2.....           | 1   |
| 27  | PAFZZ    | 5305-00-071-2086 | 96906 | MS51957-86      | SCREW,MACHINE 1/4-20 X 1 3/4.....          | 1   |
| 28  | PFFZZ    |                  | 04664 | 1219584         | BRACKET,MOUNTING.....                      | 1   |
| 29  | PFFZZ    |                  | 04664 | 1341215         | BRACKET,PIVOT,DRAW.....                    | 1   |
| 30  | PAFZZ    | 5310-01-517-4207 | 81118 | C844-1420       | NUT,SHEET SPRING.....                      | 1   |
| 31  | PAFZZ    | 5305-00-988-1727 | 80205 | MS35206-283     | SCREW,MACHINE .25-20 1.00 PAN HEAD.....    | 6   |

| (1)      | (2)      | (3)              | (4)   | (5)          | (6)                                   | (7) |
|----------|----------|------------------|-------|--------------|---------------------------------------|-----|
| ITEM NO. | SMR CODE | NSN              | CAGEC | PART NUMBER  | DESCRIPTION AND USABLE ON CODES (UOC) | QTY |
| 32       | PAFZZ    |                  | 04664 | 1399197      | PAN,FAN MOUNTING .....                | 1   |
| 33       | PAFZZ    | 5310-00-245-3615 | 80205 | MS35649-2314 | NUT,PLAIN,HEXAGON 5/16-18.....        | 1   |
| 34       | PAFZZ    | 5340-01-519-3844 | 81860 | 1219606-0014 | LOOP,STRAP FASTENER .....             | 1   |
| 35       | PAFZZ    |                  | 04664 | 1398942      | HANGER,HOOK FORESTRY .....            | 1   |
| 36       | PFFZZ    |                  | 04664 | 1215788      | BRACKET,BRUSH HOOK .....              | 1   |

END OF FIGURE



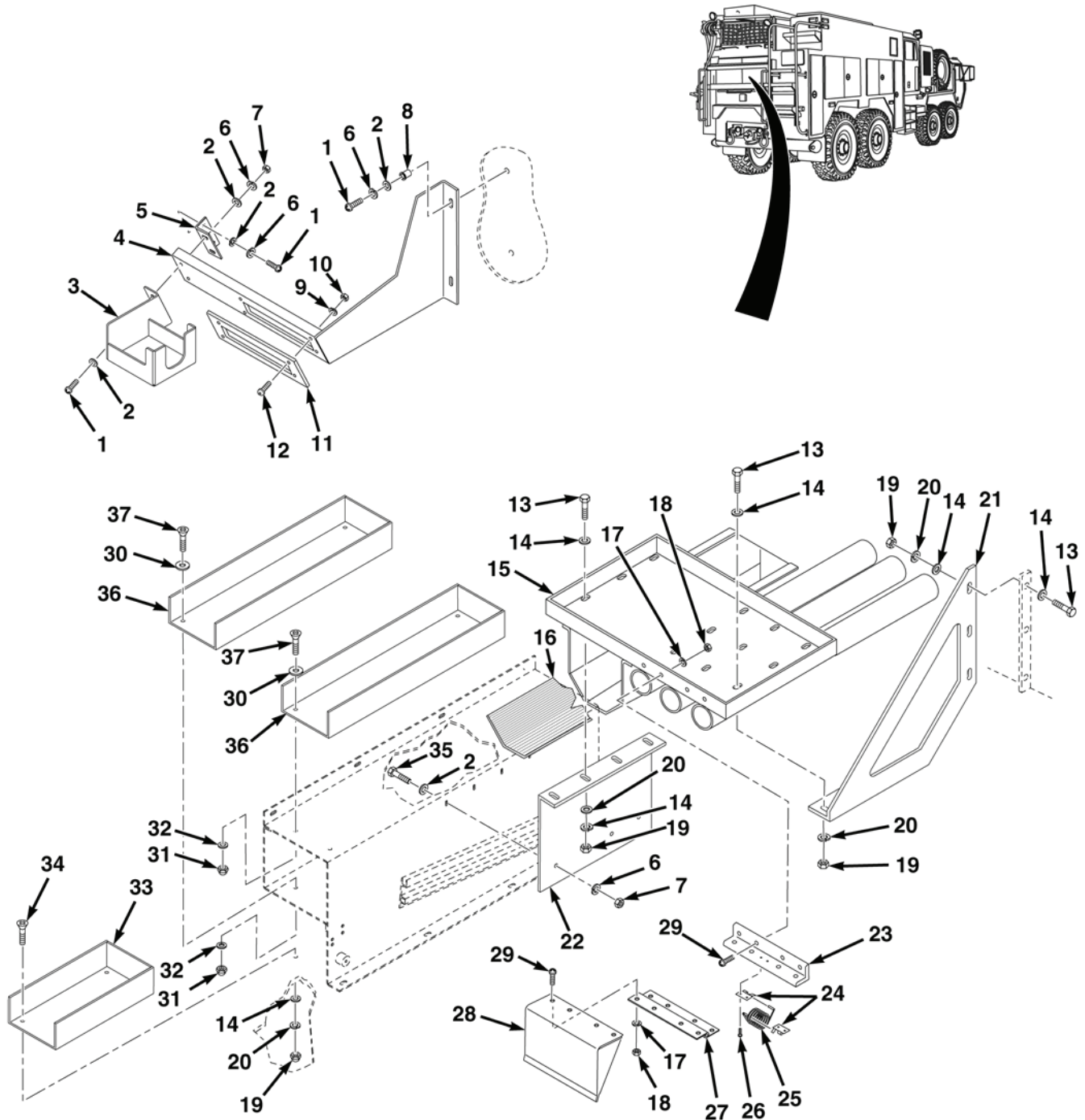


FIG. 163 REAR PLATFORM COMPARTMENT BRACKETS (SHEET 1 OF 2)

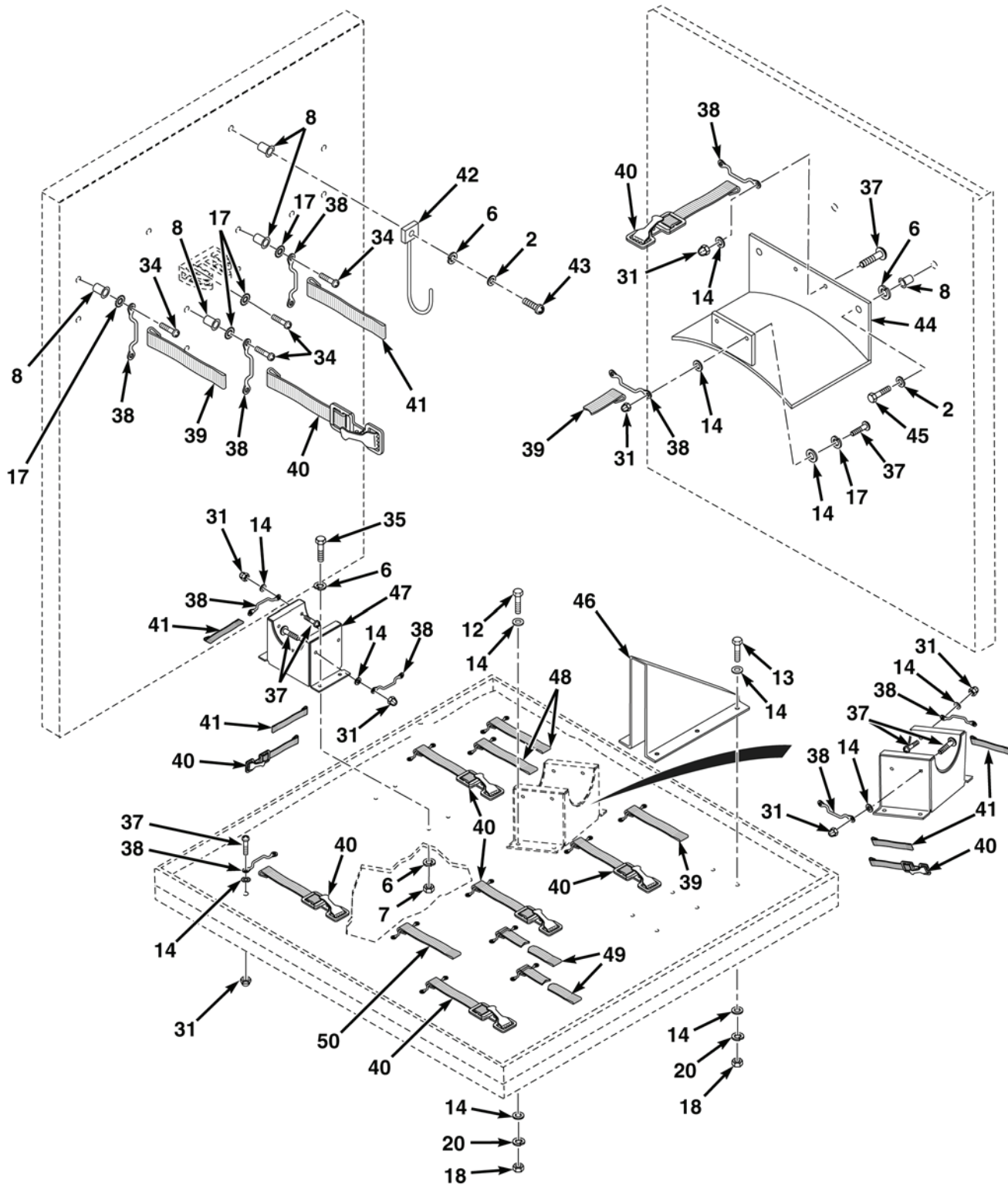


FIG. 163 REAR PLATFORM COMPARTMENT BRACKETS (SHEET 2 OF 2)

| (1)      | (2)      | (3)              | (4)   | (5)             | (6)  | (7) |
|----------|----------|------------------|-------|-----------------|--|-----|
| ITEM NO. | SMR CODE | NSN              | CAGEC | PART NUMBER     | DESCRIPTION AND USABLE ON CODES (UOC)  | QTY |
|          |          |                  |       |                 | GROUP 7635 SPECIAL PURPOSE BODY<br>FIG. 163 REAR PLATFORM COMPARTMENT BRACKETS |     |
| 1        | PAFZZ    | 5305-00-225-3843 | 80204 | B1821BH025C100N | SCREW,CAP,HEXAGON HEAD, 1/4-20 X 1. . . . .                                    | 6   |
| 2        | PAFZZ    | 5310-00-823-8804 | 96906 | MS27183-9       | WASHER,FLAT 1/4 . . . . .  | 19  |
| 3        | PFFZZ    |                  | 04664 | 1334420         | HOLDER,JUNCTION BOX . . . . .  | 1   |
| 4        | PFFZZ    |                  | 04664 | 1250194         | BRACKET,MOUNTING REEL GUIDE . . .  | 1   |
| 5        | PFFZZ    |                  | 04664 | 1250234         | ANGLE,MOUNTING ROLLER GUIDE. . .   | 1   |
| 6        | PAFZZ    | 5310-00-883-9417 | 80205 | MS35338-158     | WASHER,LOCK 1/4. . . . .   | 25  |
| 7        | PAFZZ    | 5310-01-156-7706 | 96906 | MS16286-1       | NUT,PLAIN,HEXAGON 1/4-20. . . . .  | 12  |
| 8        | PAFZZ    | 5325-01-394-2414 | 78276 | ALS7-420-165    | INSERT,SCREW THREAD 1/4-20 . . . . .   | 13  |
| 9        | PAFZZ    | 5310-00-060-9242 | 80205 | NAS42DD6-5      | WASHER,FLAT 3/16 . . . . .   | 4   |
| 10       | PAFZZ    | 5310-00-807-1466 | 80205 | MS21042-08      | NUT,SELF-LOCKING HEX,.164-32 . . . . .   | 4   |
| 11       | PAFZZ    | 4910-01-518-1985 | 04664 | 72-0409         | GUIDE,HOSE REEL . . . . .  | 1   |
| 12       | PAFZZ    | 5305-01-194-2998 | 80205 | MS24671-23      | SCREW,CAP,SOCKET HEAD,3/16-24 X 1  | 4   |
| 13       | PAFZZ    | 5305-00-068-0510 | 80204 | B1821BH038C100N | SCREW,CAP,HEXAGON HEAD, 3/8-16 X 1. . . . .                                    | 15  |
| 14       | PAFZZ    | 5310-00-087-7493 | 96906 | MS27183-13      | WASHER,FLAT 3/8 . . . . .  | 54  |
| 15       | PFFZZ    |                  | 04664 | 1212112         | SHELF,COMPARTMENT R UPPER . . . . .  | 1   |
| 16       | PAFZZ    |                  | 04664 | 25-3540-0004    | MATTING,FLOOR EXTINGUISHER SHELF . . . . .                                     | 1   |
| 17       | PAFZZ    | 5310-00-045-3296 | 80205 | MS35338-43      | WASHER,LOCK #10 . . . . .  | 13  |
| 18       | PAFZZ    | 5310-00-934-9758 | 80205 | MS35649-202     | NUT,PLAIN,HEXAGON 1/4-20. . . . .  | 14  |
| 19       | PAFZZ    | 5310-01-156-7704 | 96906 | MS16286-3       | NUT,PLAIN,HEXAGON 3/8-16. . . . .  | 13  |
| 20       | PAFZZ    | 5310-00-261-7340 | 81996 | A2303-12-51PC6  | WASHER,LOCK. . . . .   | 19  |
| 21       | PFFZZ    |                  | 04664 | 1211887         | SUPPORT,SHELF COMPARTMENT. . . . .   | 1   |
| 22       | PFFZZ    |                  | 04664 | 1250003         | SUPPORT,SHELF . . . . .  | 1   |
| 23       | PAFZZ    |                  | 04664 | 1227731         | ANGLE,COVER SLEDGE HAMMER/ CROWBAR . . . . .                                   | 1   |
| 24       | PFFZZ    |                  | 04664 | 81-0039         | BRACKET,SPRING . . . . .   | 2   |
| 25       | PAFZZ    | 5360-01-517-3771 | 94222 | 23-1-11-12      | SPRING,HELICAL,COMP . . . . .  | 1   |
| 26       | PAFZZ    | 5305-00-889-3000 | 80205 | MS35206-230     | SCREW,MACHINE 6-32 X 1/2. . . . .  | 2   |
| 27       | PBFZZ    |                  | 04664 | 1227733         | HINGE,COVER SLEDGE HAMMER/ CROWBAR . . . . .                                   | 1   |
| 28       | PFFZZ    |                  | 04664 | 1227625         | COVER,SLEDGE HAMMER . . . . .  | 1   |
| 29       | PAFZZ    | 5305-00-680-4262 | 80205 | MS35308-360     | SCREW,CAP,HEXAGON HEAD, 3/8-24 X 1. . . . .                                    | 8   |

| (1)      | (2)      | (3)              | (4)   | (5)             | (6)   | (7) |
|----------|----------|------------------|-------|-----------------|---|-----|
| ITEM NO. | SMR CODE | NSN              | CAGEC | PART NUMBER     | DESCRIPTION AND USABLE ON CODES (UOC)           | QTY |
| 30       | PAFZZ    | 5310-01-393-3735 | 39428 | 90313A104       | WASHER,FLAT 10-24 .....                         | 8   |
| 31       | PAFZZ    | 5310-01-283-4637 | 96906 | A-A-55629       | NUT,PLAIN,CAP 10-24.....                        | 26  |
| 32       | PAFZZ    | 5310-01-073-7031 | 96906 | MS51859-8       | WASHER,FLAT 3/8 .....                           | 8   |
| 33       | PFFZZ    |                  | 04664 | 1220780         | TROUGH,RAM,SMALL .....                          | 1   |
| 34       | PAFZZ    | 5305-00-052-6911 | 80205 | MS24629-15      | SCREW,TAPPING 10-24 X 3/4 .....                 | 16  |
| 35       | PAFZZ    | 5305-00-068-0502 | 80205 | MS90725-6       | SCREW,CAP,HEXAGON 1/4-20 X 3/4...               | 8   |
| 36       | PFFZZ    |                  | 04664 | 1220829         | TROUGH,RAM,LARGE .....                          | 2   |
| 37       | PAFZZ    | 5305-00-701-5074 | 80205 | MS51959-63      | SCREW,MACHINE 10-24 X 1/2 FLTHEAD               | 26  |
| 38       | PAFZZ    | 5340-00-329-2428 | 19220 | 6411D           | LOOP,STRAP FASTENER 1.25 WIDE...                | 20  |
| 39       | PAFZZ    | 5340-01-517-9765 | 04664 | 1213390-0012    | STRAP,WEBBING BLACK NYLON .....                 | 2   |
| 40       | PAFZZ    | 5340-01-518-2804 | 04664 | 1116525         | STRAP,WEBBING 1 IN. LG. ....                    | 8   |
| 41       | PAFZZ    | 5340-01-518-1025 | 04664 | 1213390-0024    | STRAP,WEBBING BLACK NYLON .....                 | 4   |
| 42       | PAFZZ    | 3940-01-517-4249 | 04664 | 1212351         | HOOK BLOCK ASSEMBLY .....                       | 1   |
| 43       | PAFZZ    | 5305-00-071-2509 | 80204 | B1821BH025C150N | SCREW,CAP,HEXAGON HEAD,<br>1/4-20 X 1 1/2 ..... | 1   |
| 44       | PFFZZ    |                  | 04664 | 1220877         | BRACKET,HOSE STORAG .....                       | 2   |
| 45       | PAFZZ    | 5305-00-068-0509 | 80204 | B1821BH025C125N | SCREW,CAP,HEXAGON HEAD,<br>1/4-20 X 1 1/4 ..... | 2   |
| 46       | PFFZZ    |                  | 04664 | 1209922         | BRACKET,CUTTER HOLDING BASE ...                 | 1   |
| 47       | PFFZZ    |                  | 04664 | 1210234         | BRACKET,MOUNTING TNT CUTTER/<br>COMBO .....     | 2   |
| 48       | PAFZZ    | 5340-01-518-1987 | 04664 | 1213390-0018    | STRAP,WEBBING BLACK NYLON .....                 | 2   |
| 49       | PAFZZ    |                  | 04664 | 1213390-0036    | LOOP,STRAP,FASTNER BLACK NYLON                  | 2   |
| 50       | PAFZZ    | 5340-01-518-1999 | 04664 | 1219606-0013    | STRAP,WEBBING .....                             | 1   |

END OF FIGURE



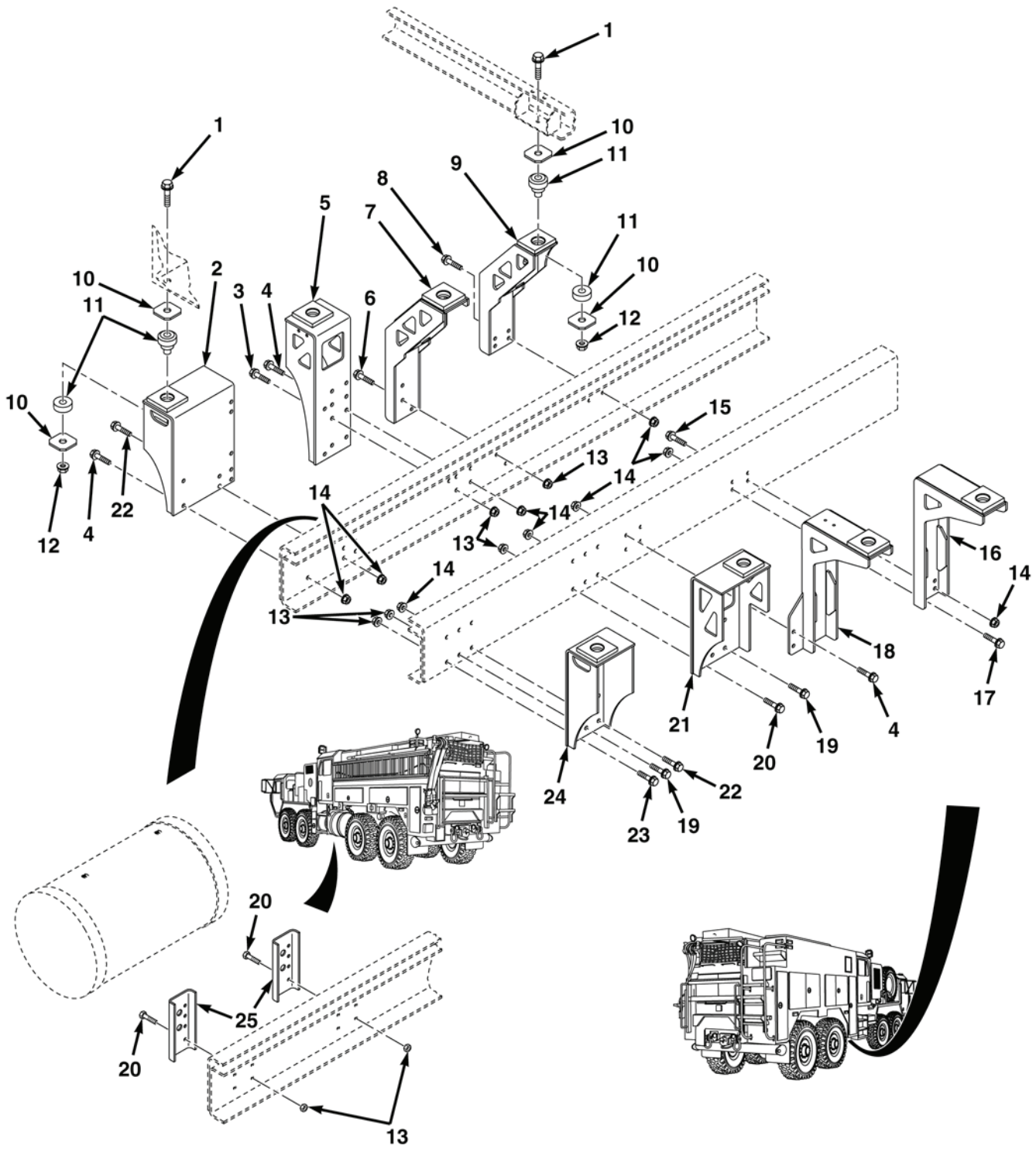


FIG. 164 CREW CAB AND PUMP HOUSE MOUNTING INSTALLATION

| (1)      | (2)      | (3)              | (4)   | (5)             | (6)   | (7) |
|----------|----------|------------------|-------|-----------------|---|-----|
| ITEM NO. | SMR CODE | NSN              | CAGEC | PART NUMBER     | DESCRIPTION AND USABLE ON CODES (UOC)                     | QTY |
|          |          |                  |       |                 | GROUP 7636 MOUNTING BRACKET, FUEL TANK, AND AIR RESERVOIR |     |
|          |          |                  |       |                 | FIG. 164 CREW CAB AND PUMP HOUSE MOUNTING INSTALLATION    |     |
| 1        | PAFZZ    | 5305-01-517-3970 | 04664 | 82-0228-0500    | SCREW,CAP,HEXAGON H 7/8-9 X 5 . . .                       | 4   |
| 2        | PFFZZ    |                  | 04664 | 1315922         | BRACKET,MOUNTING,RR CREW CAB,LH . . . . .                 | 1   |
| 3        | PAFZZ    | 5305-01-150-7736 | 45152 | 115293A         | SCREW,CAP,HEXAGON H . . . . .                             | 4   |
| 4        | PAFZZ    | 5305-01-147-9723 | 45152 | 111317A         | SCREW,CAP,HEXAGON HEAD, 5/8-11 X 2 1/4. . . . .           | 9   |
| 5        | PFFZZ    |                  | 04664 | 1315920         | BRACKET,MOUNTING,FR CREW CAB,RH . . . . .                 | 1   |
| 6        | PAFZZ    | 5305-01-167-9408 | 45152 | 128131A         | SCREW,CAP,HEXAGON HEAD, .50-13 X 2.00 . . . . .           | 4   |
| 7        | PFFZZ    |                  | 04664 | 1320418         | SUPPORT,PUMPHOUSE LEFT . . . . .                          | 1   |
| 8        | PAFZZ    | 5305-00-724-7248 | 80204 | B1821BH063C375N | SCREW,CAP,HEXAGON HEAD, 5/8-12 X 3 3/4. . . . .           | 4   |
| 9        | PFFZZ    |                  | 04664 | 1320298         | SUPPORT,PUMPHOUSE LEFT . . . . .                          | 1   |
| 10       | PAFZZ    | 5310-01-517-9889 | 04664 | 42-7037         | WASHER,FLAT 15/16 . . . . .                               | 16  |
| 11       | PAFZZ    | 5342-01-194-0894 | 81860 | 22004-14        | MOUNT,RESILIENT WEAPON SYSTEM                             | 4   |
| 12       | PAFZZ    | 5310-01-462-6244 | 81349 | M45913/2-14CG5C | NUT,SELF-LOCKING 7/8-9 . . . . .                          | 4   |
| 13       | PAFZZ    | 5310-01-159-8178 | 45152 | 110310A         | NUT,SELF-LOCKING 1/2-13 . . . . .                         | 29  |
| 14       | PAFZZ    | 5310-00-764-6609 | 96906 | MS51971-7       | NUT,PLAIN,HEXAGON 5/8-11. . . . .                         | 30  |
| 15       | PAFZZ    | 5305-00-724-7236 | 05047 | B1821BH063C325N | SCREW,CAP,HEXAGON HEAD, 5/8-12 X 3 1/4. . . . .           | 2   |
| 16       | PFFZZ    |                  | 04664 | 1320461         | SUPPORT,PUMPHOUSE RIGHT . . . . .                         | 1   |
| 17       | PAFZZ    | 5305-01-151-1031 | 45152 | 111318A         | SCREW,CAP,HEXAGON JEAD.5/8-11 X 3                         | 2   |
| 18       | PAFZZ    |                  | 04664 | 1320640         | SUPPORT,PUMPHOUSE . . . . .                               | 1   |
| 19       | PAFZZ    | 5306-01-150-7726 | 45152 | 120622A         | BOLT,MACHINE. . . . .                                     | 3   |
| 20       | PAFZZ    | 5305-01-305-6078 | 45152 | 1536340         | SCREW,CAP,HEXAGON . . . . .                               | 19  |
| 21       | PFFZZ    |                  | 04664 | 1315921         | BRACKET,MOUNTING,FR CREW CAB,LH . . . . .                 | 1   |
| 22       | PAFZZ    | 5306-01-159-6549 | 45152 | 111452A         | BOLT,MACHINE 5/8-11 X 2 3/4 . . . . .                     | 8   |
| 23       | PAFZZ    | 5305-01-156-5442 | 45152 | 111314A         | SCREW,CAP,HEXAGON H 1/2-13 X 1 3/4                        | 2   |
| 24       | PFFZZ    |                  | 04664 | 1315923         | BRACKET,MOUNTING,RR CREW CAB,RH . . . . .                 | 1   |
| 25       | PFFZZ    |                  | 04664 | 1180891         | BRACKET FUEL TANK LOWERING . . . .                        | 2   |

END OF FIGURE

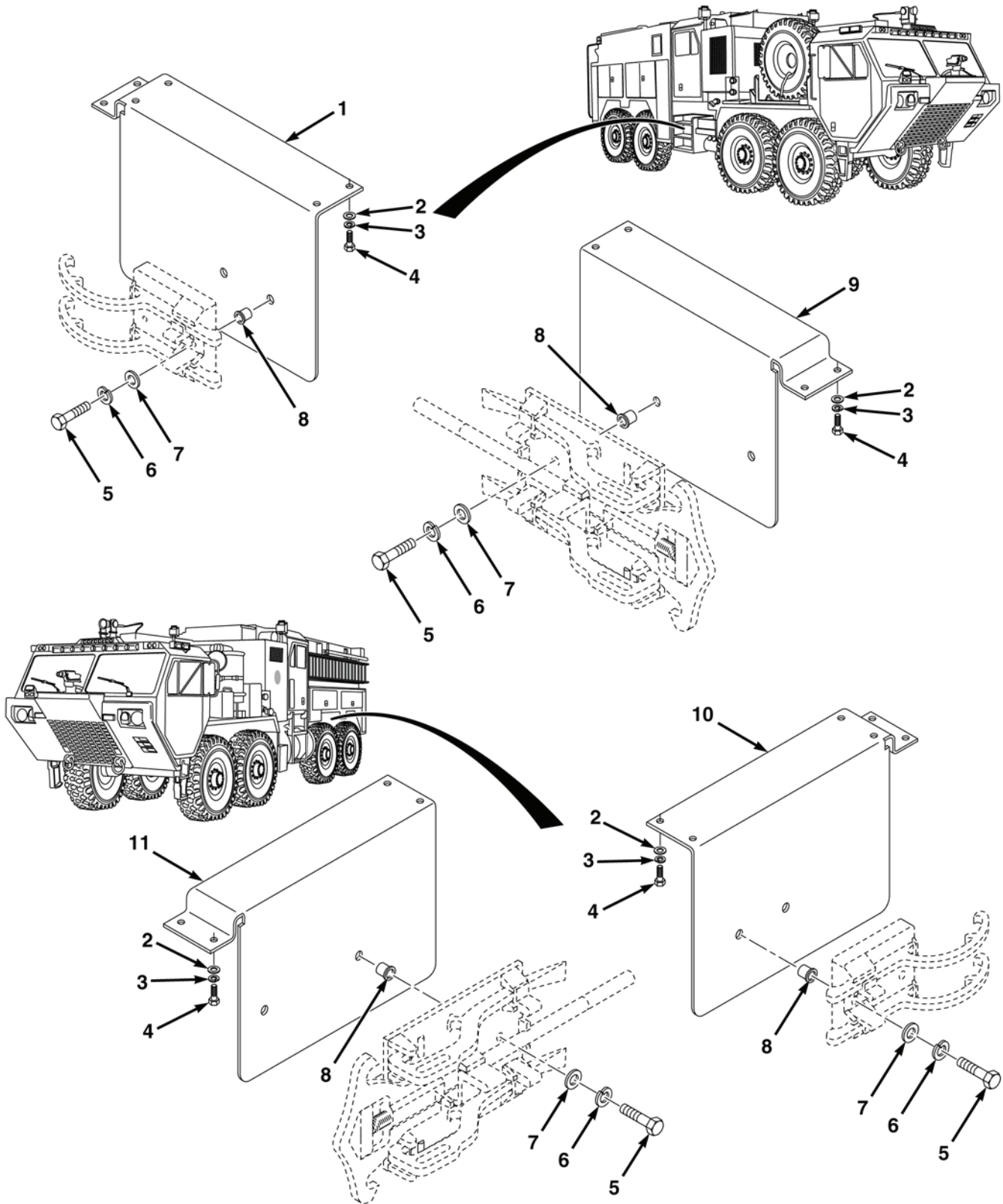


FIG. 165 HYDRANT TOOLS MOUNTING BRACKETS



| (1)      | (2)      | (3)              | (4)   | (5)          | (6)   | (7) |
|----------|----------|------------------|-------|--------------|---|-----|
| ITEM NO. | SMR CODE | NSN              | CAGEC | PART NUMBER  | DESCRIPTION AND USABLE ON CODES (UOC)                           | QTY |
|          |          |                  |       |              | GROUP 7636 MOUNTING BRACKET,<br>FUEL TANK, AND AIR<br>RESERVOIR |     |
|          |          |                  |       |              | FIG. 165 HYDRANT TOOLS<br>MOUNTING BRACKETS                     |     |
| 1        | PFFZZ    |                  | 04664 | 1356392      | BRACKET,MOUNTING SPANNER<br>WRENCH.....                         | 1   |
| 2        | PAFZZ    | 5310-00-809-3078 | 96906 | MS27183-11   | WASHER,FLAT 5/16 .....  | 16  |
| 3        | PAFZZ    | 5310-00-407-9566 | 80205 | MS35338-45   | WASHER,LOCK 5/16.....   | 16  |
| 4        | PAFZZ    | 5305-00-941-3618 | 80205 | MS51095-303  | SCREW,CAP,HEXAGON 1/4-20 X 1/2. . .                             | 16  |
| 5        | PAFZZ    | 5305-00-071-2086 | 96906 | MS51957-86   | SCREW,MACHINE 1/4-20 X 1 3/4. ....                              | 8   |
| 6        | PAFZZ    | 5310-00-883-9417 | 80205 | MS35338-158  | WASHER,LOCK 1/4. ....   | 8   |
| 7        | PAFZZ    | 5310-00-823-8804 | 96906 | MS27183-9    | WASHER,FLAT 1/4 .....   | 8   |
| 8        | PAFZZ    | 5325-01-394-2414 | 78276 | ALS7-420-165 | INSERT,SCREW THREAD 1/4-20 .....                                | 8   |
| 9        | PFFZZ    |                  | 04664 | 1356395      | BRACKET,MOUNTING SPANNER<br>WRENCH.....                         | 1   |
| 10       | PFFZZ    |                  | 04664 | 1356394      | BRACKET,MOUNTING SPANNER<br>WRENCH.....                         | 1   |
| 11       | PFFZZ    |                  | 04664 | 1356397      | BRACKET,MOUNTING SPANNER<br>WRENCH.....                         | 1   |
|          |          |                  |       |              | <b>END OF FIGURE</b>  |     |

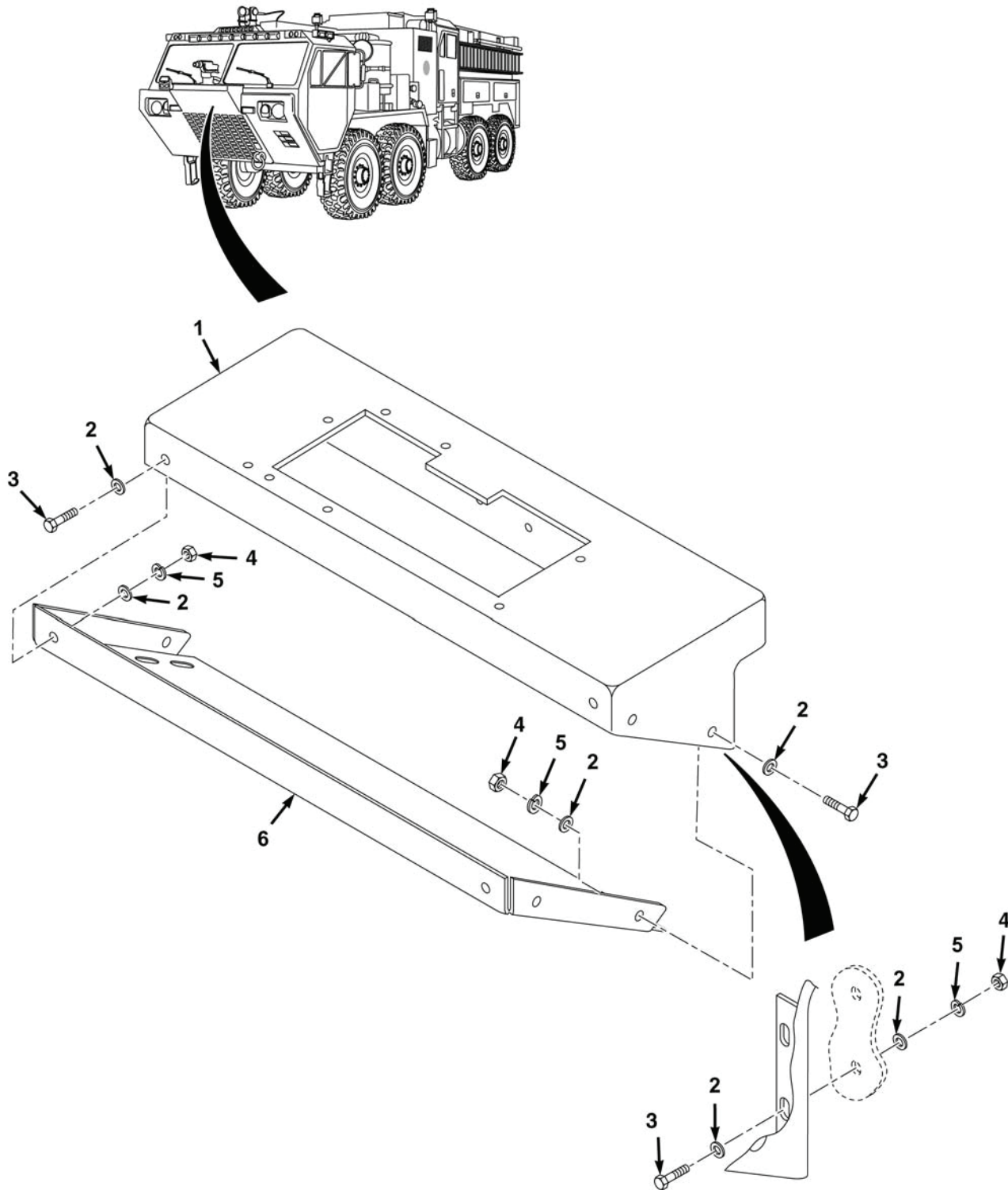


FIG. 166 BUMPER TURRET PLATFORM INSTALLATION

| (1)      | (2)      | (3)              | (4)   | (5)             | (6)   | (7) |
|----------|----------|------------------|-------|-----------------|---|-----|
| ITEM NO. | SMR CODE | NSN              | CAGEC | PART NUMBER     | DESCRIPTION AND USABLE ON CODES (UOC)                     | QTY |
|          |          |                  |       |                 | GROUP 7636 MOUNTING BRACKET, FUEL TANK, AND AIR RESERVOIR |     |
|          |          |                  |       |                 | FIG. 166 BUMPER TURRET PLATFORM INSTALLATION              |     |
| 1        | PAFZZ    | 2540-01-559-2878 | 04664 | 1160318         | BRACKET,BUMPER .....                                      | 1   |
| 2        | PAFZZ    | 5310-00-080-6004 | 96906 | MS27183-14      | WASHER,FLAT .375 .....                                    | 12  |
| 3        | PAFZZ    | 5305-00-068-0510 | 80204 | B1821BH038C100N | SCREW,CAP,HEXAGON .375-16 X 1.00.                         | 10  |
| 4        | PAFZZ    | 5310-01-054-4644 | 06032 | 2100-0123-001   | NUT,PLAIN,HEXAGON .375-16 UNC ...                         | 8   |
| 5        | PAFZZ    | 5310-00-004-5033 | 80205 | MS35338-46      | WASHER,LOCK .375.....                                     | 10  |
| 6        | PAFZZ    |                  | 04664 | 1160319         | INSIDE,BUMPER.....  | 1   |
|          |          |                  |       |                 | <b>END OF FIGURE</b>                                      |     |

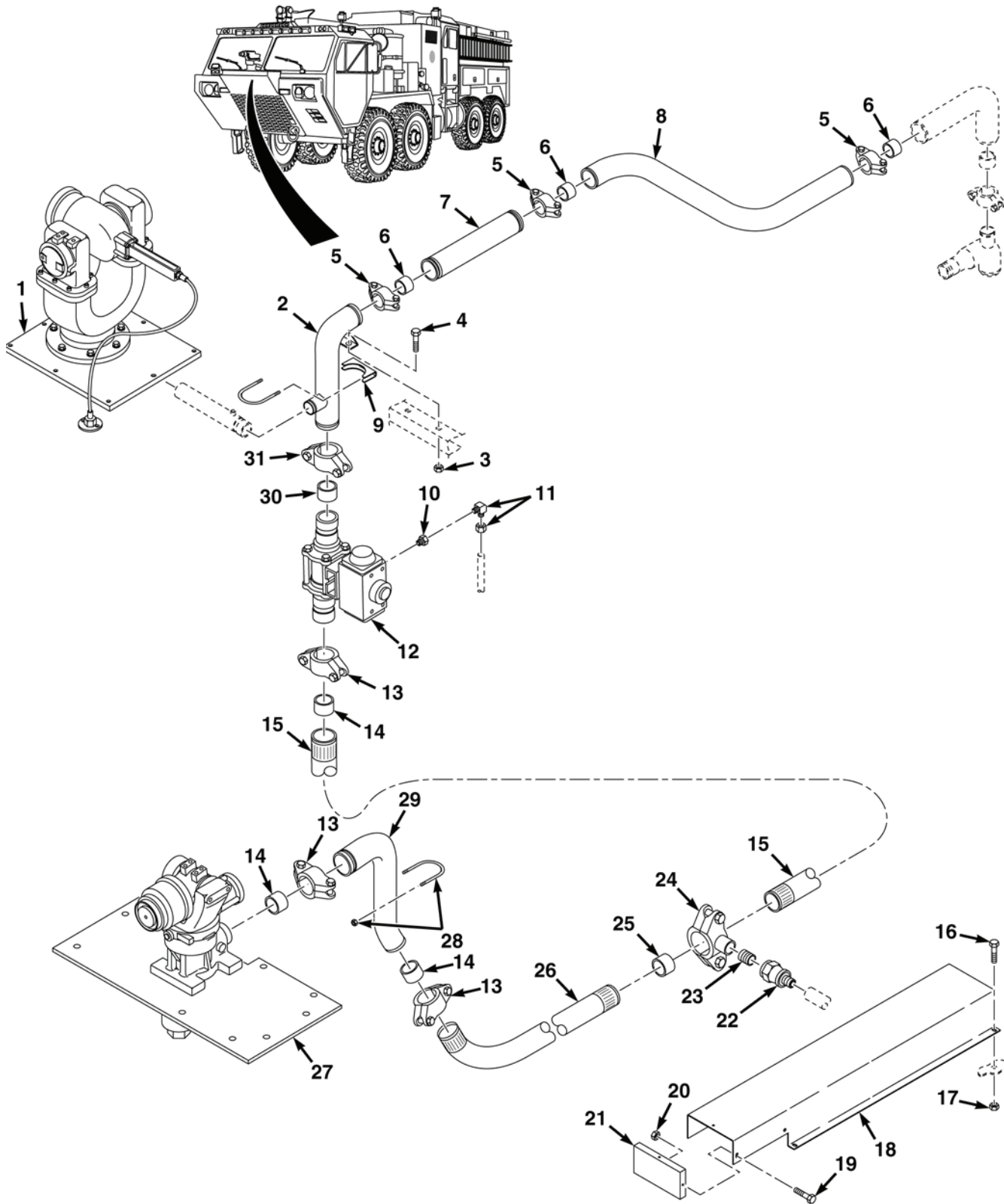


FIG. 167 ROOF AND BUMPER TURRET PIPING SYSTEM

| (1)  | (2)      | (3)              | (4)   | (5)                      | (6)   | (7) |
|--|----------|------------------|-------|--------------------------|---|-----|
| ITEM NO.   | SMR CODE | NSN              | CAGEC | PART NUMBER              | DESCRIPTION AND USABLE ON CODES (UOC)                 | QTY |
| GROUP 7639 FIXED FIRE FIGHTING<br>FIG. 167 ROOF AND BUMPER<br>TURRET PIPING SYSTEM |          |                  |       |                          |   |     |
| 1  | PAFZZ    |                  | 00912 | 3460                     | TURRET,ROOF,500 GPM . . . . .                         | 1   |
| 2  | PAFZZ    |                  | 04664 | 1203967                  | WELDMENT,TEE,ROOF/B . . . . .                         | 1   |
| 3  | PAFZZ    | 5310-01-054-4644 | 06032 | 2100-0123-001            | NUT,PLAIN,HEXAGON 3/8-16. . . . .                     | 2   |
| 4  | PAFZZ    | 5305-00-781-3927 | 80204 | B1821BH038C350N          | SCREW,CAP,HEXAGON HEAD,<br>3/8-16 X 3 1/2. . . . .    | 2   |
| 5  | PAFZZ    | 4730-01-518-1974 | 79154 | 3.0INCH07T               | COUPLING,CLAMP,PIPE STYLE 07 X 3. . . . .             | 3   |
| 6  | PAFZZ    | 5330-01-518-2030 | 79154 | 3.0INCH07T-GASKET        | GASKET. . . . .                                       | 3   |
| 7  | PAFZZ    |                  | 04664 | 1348481                  | PIPE,PRECONNECT,RH. . . . .                           | 1   |
| 8  | PAFZZ    |                  | 04664 | 1336191                  | PIPE,TURRET TRANSITION. . . . .                       | 1   |
| 9  | PAFZZ    | 5340-01-517-3685 | 96566 | 139350-00                | CLEVIS AND U-BOLT 3 1/2. . . . .                      | 1   |
| 10   | PAFZZ    | 4730-00-202-6491 | 93061 | 209P-6-4                 | BUSHING,PIPE . . . . .                                | 2   |
| 11   | PAFZZ    | 4730-01-086-4064 | 81343 | SAE J246 4-4<br>100202BA | ELBOW,PIPE TO TUBE 90 DEG. . . . .                    | 2   |
| 12   | PAFZZ    | 4820-01-517-5336 | 04664 | 1332091-0200             | VALVE,BALL . . . . .                                  | 1   |
| 13   | PAFZZ    | 4730-01-518-1977 | 79154 | L020007PT0               | COUPLING,CLAMP,PIPE STYLE 07 X 2. . . . .             | 3   |
| 14   | PAFZZ    | 5330-01-518-2033 | 79154 | 2.0INCH07T-GASKET        | GASKET. . . . .                                       | 3   |
| 15   | PAFZZ    | 4720-01-517-5436 | 04664 | 1363740                  | HOSE ASSEMBLY,NONME. . . . .                          | 1   |
| 16   | PAFZZ    | 5305-00-068-0510 | 80204 | B1821BH038C100N          | SCREW,CAP,HEXAGON HEAD<br>,3/8-16 X 1 . . . . .       | 4   |
| 17   | PAFZZ    | 5310-01-477-8639 | 39428 | 90640A131                | NUT,SELF-LOCKING 3/8-16 . . . . .                     | 4   |
| 18   | PFFZZ    |                  | 04664 | 1225925                  | COVER,TURRET PIPE . . . . .                           | 1   |
| 19   | PAFZZ    | 5306-00-637-9675 | 96906 | MS35307-332              | BOLT,MACHINE 5/16-18 X 3/4 . . . . .                  | 3   |
| 20   | PAFZZ    | 5310-00-807-1469 | 56878 | FN12A054                 | NUT,SELF-LOCKING EXTENDED<br>WASHER,5/16-24 . . . . . | 3   |
| 21   | PFFZZ    |                  | 04664 | 1225924                  | COVER . . . . .                                       | 1   |
| 22   | PAFZZ    | 4730-01-114-8326 | 56161 | 10557954-2               | ADAPTER,STRAIGHT TUBE TO HOSE . . . . .               | 1   |
| 23   | PAFZZ    | 4730-01-305-8657 | 39428 | 4830K191                 | NIPPLE,PIPE . . . . .                                 | 1   |
| 24   | PAFZZ    | 4730-01-518-5405 | 79154 | 2.0INCH72T               | COUPLING,CLAMP,PIPE. . . . .                          | 1   |
| 25   | PAFZZ    | 5330-01-518-2035 | 57733 | 2.0INCH72T-GASKE         | GASKET. . . . .                                       | 1   |
| 26   | PAFZZ    | 4720-01-517-5434 | 04664 | 1363739                  | HOSE ASSEMBLY,NONME. . . . .                          | 1   |
| 27   | PBFZZ    | 4210-01-517-4088 | 00912 | 3465                     | TURRET,BUMPER,FIRET . . . . .                         | 1   |
| 28   | PAFZZ    | 5340-01-398-6995 | 72741 | 656-214                  | CLAMP,LOOP 2 1/4 . . . . .                            | 1   |

| (1)      | (2)      | (3)              | (4)   | (5)                  | (6)                                   | (7) |
|----------|----------|------------------|-------|----------------------|---------------------------------------|-----|
| ITEM NO. | SMR CODE | NSN              | CAGEC | PART NUMBER          | DESCRIPTION AND USABLE ON CODES (UOC) | QTY |
| 29       | PAFZZ    |                  | 04664 | 1203968              | PIPE,INLET .....                      | 1   |
| 30       | PAFZZ    | 5330-01-521-1773 | 79154 | 30X20INCH750T-GASKET | GASKET.....                           | 1   |
| 31       | PAFZZ    | 4730-01-521-6588 | 79154 | 3.0X2.0INCH750T      | COUPLING,CLAMP,PIPE.....              | 1   |

END OF FIGURE

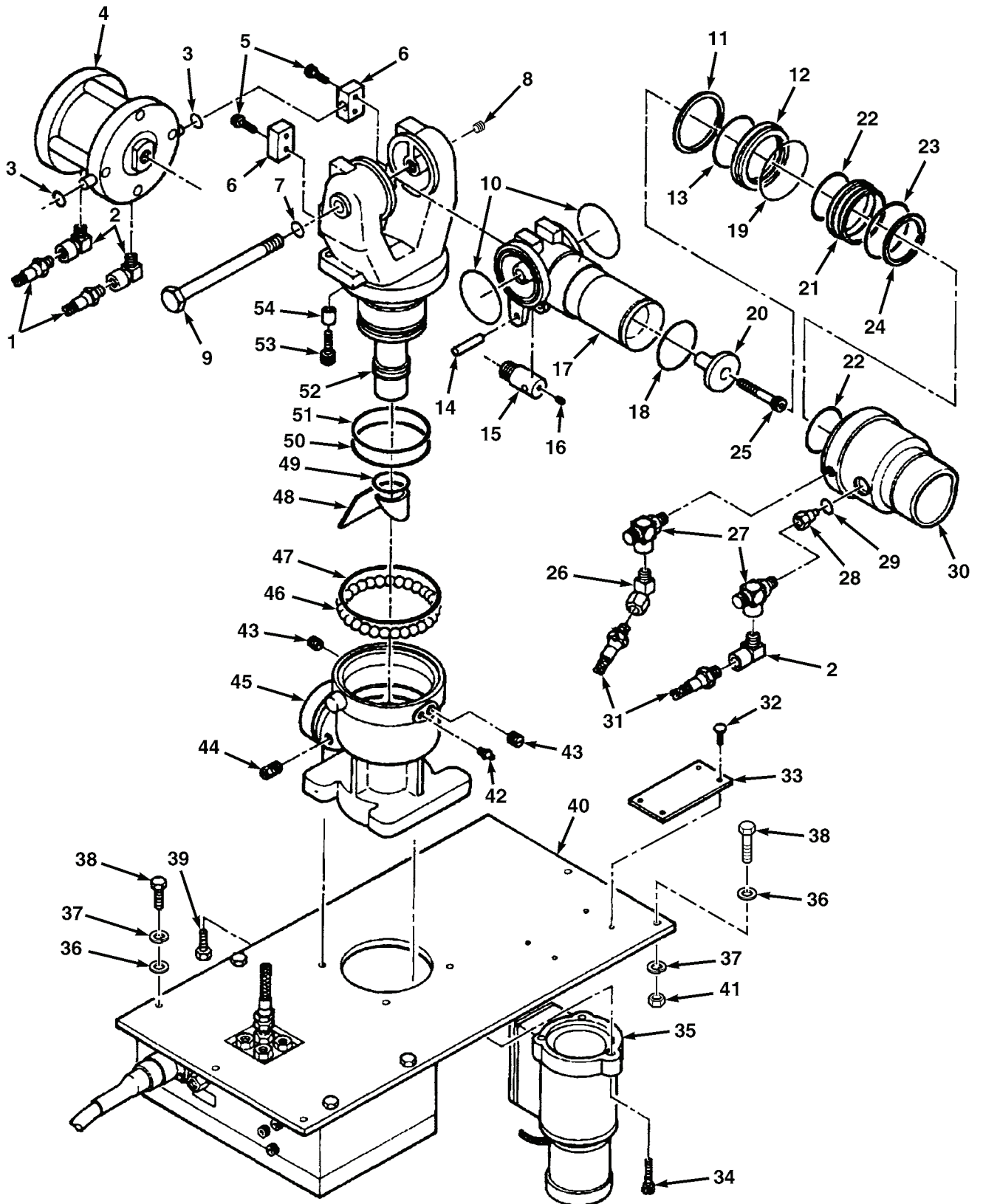


FIG. 168 BUMPER TURRET ASSEMBLY (SHEET 1 OF 2)

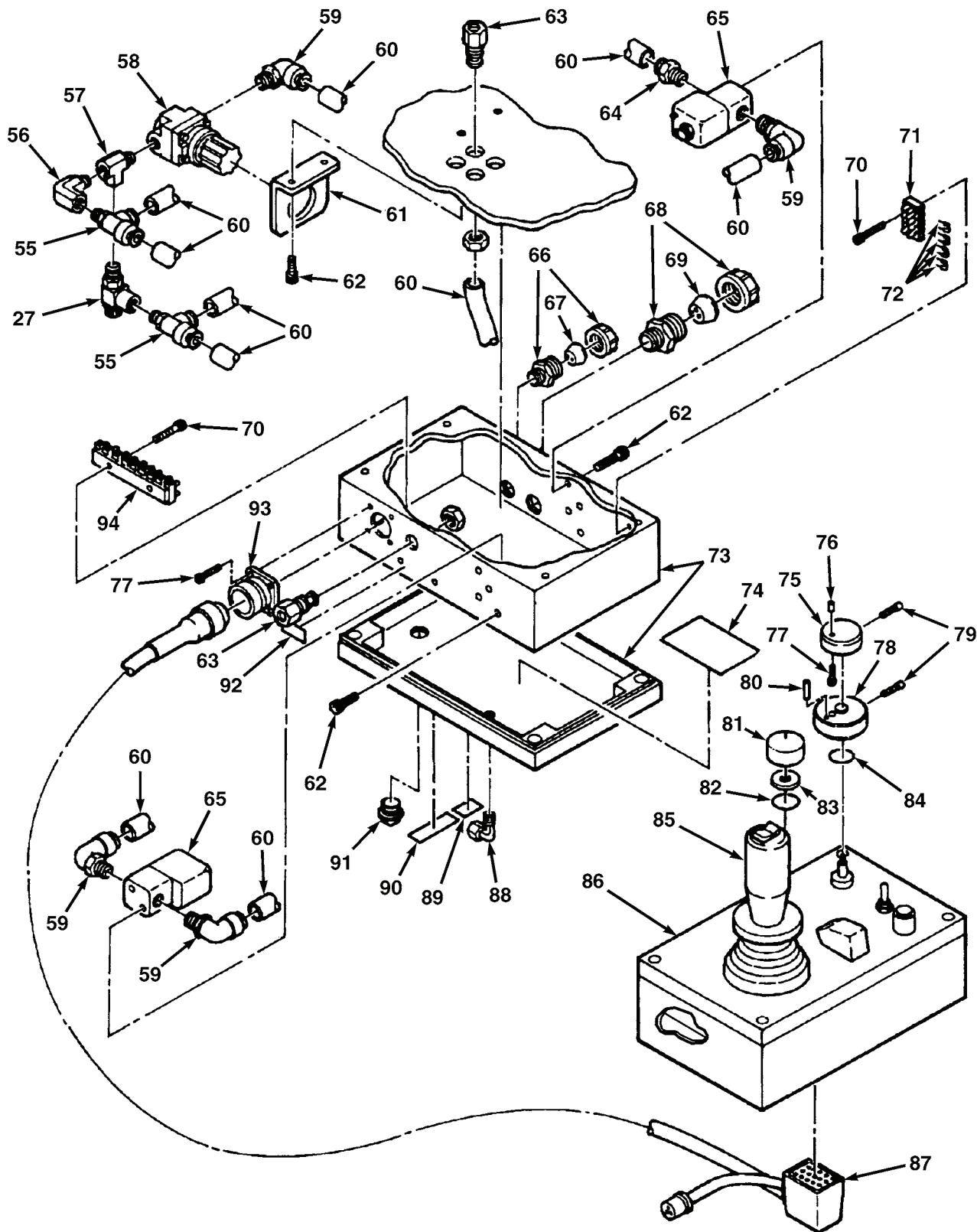


FIG. 168 BUMPER TURRET ASSEMBLY (SHEET 2 OF 2)



| (1)  | (2)      | (3)              | (4)   | (5)         | (6)                                    | (7) |
|--|----------|------------------|-------|-------------|--|-----|
| ITEM NO.   | SMR CODE | NSN              | CAGEC | PART NUMBER | DESCRIPTION AND USABLE ON CODES (UOC)  | QTY |
| GROUP 7639 FIXED FIRE FIGHTING<br>FIG. 168 BUMPER TURRET<br>ASSEMBLY |          |                  |       |             |  |     |
| 1  | PAFZZ    | 4720-01-517-5323 | 00912 | 7-21-260    | HOSE ASSEMBLY NONMETALLIC . . . . .    | 2   |
| 2  | PAFZZ    | 4730-01-517-5262 | 00912 | 7-13-199    | ELBOW,HOSE 90 DEG . . . . .            | 3   |
| 3  | PAFZZ    | 5331-01-087-8709 | 00912 | 7-57-005    | O-RING . . . . .                       | 2   |
| 4  | PAFZZ    | 2530-01-517-8982 | 00912 | 109216      | CHAMBER,AIR BRAKE . . . . .            | 1   |
| 5  | PAFZZ    | 5305-01-517-3730 | 00912 | 7-67-086    | SCREW,CAP,HEXAGON HEAD . . . . .       | 4   |
| 6  | PFFZZ    | 3040-01-517-7013 | 00912 | 7-07-267    | BRACKET,EYE ROTATING . . . . .         | 2   |
| 7  | PAFZZ    | 5331-01-129-4333 | 00912 | 7-57-095    | O-RING . . . . .                       | 1   |
| 8  | PAFZZ    | 5305-01-517-4218 | 00912 | 7-65-099    | SETSCREW . . . . .                     | 1   |
| 9  | PAFZZ    | 5305-01-517-3760 | 00912 | 7-61-083    | SCREW,CAP,HEXAGON HEAD . . . . .       | 1   |
| 10   | PAFZZ    | 5331-01-517-3941 | 00912 | 7-57-289    | O-RING . . . . .                       | 2   |
| 11   | PAFZZ    | 5325-01-517-3954 | 00912 | 7-58-187    | RING,RETAINING . . . . .               | 1   |
| 12   | PAFZZ    | 4210-01-518-5333 | 00912 | 104481      | PISTON,BUMPER . . . . .                | 1   |
| 13   | PAFZZ    | 5331-01-517-3955 | 00912 | 7-57-286    | O-RING . . . . .                       | 1   |
| 14   | PAFZZ    | 5315-01-517-3938 | 00912 | 7-44-302    | PIN,STRAIGHT . . . . .                 | 1   |
| 15   | PAFZZ    | 5340-01-517-2883 | 00912 | 7-07-266    | ROD,STRAIGHT HEADLESS . . . . .        | 1   |
| 16   | PAFZZ    | 5305-01-517-3210 | 00912 | 7-65-025    | SETSCREW . . . . .                     | 1   |
| 17   | PAFZZ    |                  | 00912 | 109229      | TEE,OUTLET UP TO 300 GPM . . . . .     | 1   |
| 18   | PAFZZ    | 5331-01-517-3944 | 00912 | 7-57-246    | O-RING . . . . .                       | 1   |
| 19   | PAFZZ    | 5331-01-517-3959 | 00912 | 7-57-287    | O-RING . . . . .                       | 1   |
| 20   | PAFZZ    | 6680-01-517-9039 | 00912 | 104491      | BAFFLE 250 GPM . . . . .               | 1   |
| 21   | PAFZZ    | 4210-01-421-8494 | 00912 | 104482      | PISTON,BUMPER . . . . .                | 1   |
| 22   | PAFZZ    | 5331-01-517-3949 | 00912 | 7-57-285    | O-RING . . . . .                       | 2   |
| 23   | PAFZZ    | 5331-01-517-3962 | 00912 | 7-57-288    | O-RING . . . . .                       | 1   |
| 24   | PAFZZ    | 5325-01-517-4190 | 00912 | 7-58-186    | RING,RETAINING . . . . .               | 1   |
| 25   | PAFZZ    | 5305-01-517-3946 | 00912 | 7-67-096    | SCREW,CAP,SOCKET HEAD . . . . .        | 1   |
| 26   | PAFZZ    | 4730-01-517-5267 | 00912 | 7-13-067    | ELBOW,PIPE TO TUBE . . . . .           | 1   |
| 27   | PAFZZ    | 4820-01-517-5269 | 00912 | 7-79-058    | VALVE,FLOW CONTROL . . . . .           | 3   |
| 28   | PAFZZ    | 4730-01-517-5272 | 00912 | 7-07-262    | ADAPTER BUSHING . . . . .              | 1   |
| 29   | PAFZZ    | 5330-00-426-3321 | 00912 | 7-57-022    | PACKING,PREFORMED 5/8 X 7/16 . . . . . | 1   |
| 30   | PAFZZ    | 4210-01-518-5329 | 00912 | 109304      | HOUSING,NOZZLE . . . . .               | 1   |
| 31   | PAFZZ    | 4720-01-517-5263 | 00912 | 7-21-265    | HOSE ASSEMBLY NONMETALLIC . . . . .    | 2   |
| 32   | PAFZZ    | 5305-01-517-3932 | 00912 | 7-36-045    | SCREW,DRIVE . . . . .                  | 4   |
| 33   | PAFZZ    |                  | 00912 | 744414      | PLATE,DATA . . . . .                   | 1   |
| 34   | PAFZZ    | 5305-01-517-3768 | 00912 | 7-67-112    | SCREW,CAP,SOCKET HEAD . . . . .        | 3   |

| (1)      | (2)      | (3)              | (4)   | (5)           | (6)                                      | (7) |
|----------|----------|------------------|-------|---------------|--|-----|
| ITEM NO. | SMR CODE | NSN              | CAGEC | PART NUMBER   | DESCRIPTION AND USABLE ON CODES (UOC)    | QTY |
| 35       | PAFZZ    | 6105-01-517-9047 | 00912 | 3465-0056     | MOTOR,DIRECT 24 VOLT . . . . .           | 1   |
| 36       | PAFZZ    | 5310-00-809-4061 | 96906 | MS27183-15    | WASHER,FLAT 7/16 . . . . .               | 8   |
| 37       | PAFZZ    | 5310-00-004-5033 | 80205 | MS35338-46    | WASHER,LOCK 3/8 . . . . .                | 8   |
| 38       | PAFZZ    | 5305-01-517-3927 | 00912 | 7-61-070      | SCREW,CAP,HEXAGON HEAD. . . . .          | 4   |
| 39       | PAFZZ    | 5305-01-517-3930 | 00912 | 7-61-072      | SCREW,CAP,HEXAGON HEAD. . . . .          | 4   |
| 40       | PAFZZ    |                  | 00912 | 742093        | PLATE,MOUNTING . . . . .                 | 1   |
| 41       | PAFZZ    | 5310-01-054-4644 | 06032 | 2100-0123-001 | NUT,PLAIN,HEXAGON 3/8-16. . . . .        | 4   |
| 42       | PAFZZ    | 4730-01-517-5266 | 00912 | 7-13-191      | FITTING,LUBRICATION . . . . .            | 1   |
| 43       | PAFZZ    | 5365-01-517-5377 | 00912 | 7-42-024      | PLUG,MACHINE THREAD . . . . .            | 2   |
| 44       | PAFZZ    | 4730-00-044-4689 | 00912 | 7-44-009      | PLUG,PIPE . . . . .                      | 1   |
| 45       | PAFZZ    | 4730-01-517-5265 | 00912 | 104477        | ADAPTER,STRAIGHT . . . . .               | 1   |
| 46       | PAFZZ    | 3120-01-422-5932 | 00912 | 7-04-020      | BEARING,SLEEVE . . . . .                 | 29  |
| 47       | PAFZZ    | 5330-00-495-7304 | 00912 | 7-57-036      | PACKING,PREFORMED 3 3/4 X 3 1/2. . . . . | 1   |
| 48       | PAFZZ    | 3110-01-517-4227 | 00912 | 7-04-288      | BEARING,BALL,PIVOT . . . . .             | 1   |
| 49       | PCFZZ    | 5331-01-121-8323 | 00912 | 7-57-064      | O-RING . . . . .                         | 1   |
| 50       | PAFZZ    | 5331-01-517-3765 | 00912 | 7-57-029      | O-RING . . . . .                         | 1   |
| 51       | PAFZZ    | 5330-00-482-8540 | 00912 | 7-57-046      | PACKING,PREFORMED 3 3/4 X 3 1/2. . . . . | 1   |
| 52       | PAFZZ    | 4210-01-518-0905 | 00912 | 104493        | SIAMESE CONNECTION . . . . .             | 1   |
| 53       | PAFZZ    | 5305-01-517-3763 | 00912 | 7-66-036      | SCREW,CAP,HEXAGON HEAD. . . . .          | 1   |
| 54       | PAFZZ    | 5365-01-517-5371 | 00912 | 7-70-270      | SPACER,SLEEVE . . . . .                  | 1   |
| 55       | PAFZZ    | 4730-01-517-5317 | 00912 | 7-13-080      | TEE,BOSS . . . . .                       | 2   |
| 56       | PAFZZ    | 4730-01-517-5316 | 00912 | 7-13-085      | ELBOW,BOSS . . . . .                     | 1   |
| 57       | PAFZZ    | 4730-01-517-5314 | 00912 | 7-13-084      | TEE,BOSS . . . . .                       | 1   |
| 58       | PAFZZ    | 4820-01-517-5313 | 00912 | 7-58-190      | VALVE,REGULATING . . . . .               | 1   |
| 59       | PAFZZ    | 4730-01-517-5273 | 00912 | 7-10-091      | ELBOW,HOSE 90 DEG . . . . .              | 7   |
| 60       | PAFZZ    | 4720-01-517-5287 | 00912 | 7-21-261      | HOSE ASSEMBLY NONMETALLIC . . . . .      | 1   |
| 61       | PPFZZ    |                  | 00912 | 704779        | BRACKET,REGULATOR . . . . .              | 1   |
| 62       | PAFZZ    | 5305-01-517-4206 | 00912 | 7-65-152      | SCREW,CAP,SOCKET HEAD . . . . .          | 10  |
| 63       | PAFZZ    | 4730-01-517-5308 | 00912 | 7-13-081      | ADAPTER,STRAIGHT . . . . .               | 5   |
| 64       | PAFZZ    | 4730-01-517-5319 | 00912 | 7-13-082      | ADAPTER,STRAIGHT . . . . .               | 2   |
| 65       | PAFZZ    | 4810-01-517-5286 | 00912 | 7-69-464      | VALVE,SOLENOID 24 VOLT,500 GPM . . . . . | 4   |
| 66       | PAFZZ    | 4730-01-517-5311 | 00912 | 7-18-014      | SLEEVE,COMPRESSION . . . . .             | 1   |
| 67       | PAFZZ    | 5365-01-517-5367 | 00912 | 7-18-098      | BUSHING,MACHINE THREAD . . . . .         | 1   |
| 68       | PAFZZ    | 4730-01-517-5309 | 00912 | 7-18-141      | SLEEVE,COMPRESSION . . . . .             | 1   |
| 69       | PAFZZ    | 5365-01-517-5369 | 00912 | 7-03-398      | BUSHING,MACHINE THREAD . . . . .         | 1   |
| 70       | PAFZZ    | 5305-01-517-4209 | 00912 | 7-67-094      | SCREW,CAP,SOCKET HEAD . . . . .          | 4   |
| 71       | PAFZZ    | 5940-01-517-8219 | 00912 | 7-04-294      | TERMINAL JUNCTION BOX . . . . .          | 1   |
| 72       | PAFZZ    |                  | 00912 | 7-25-024      | . JUMPER. . . . .                        | 4   |
| 73       | PAFZZ    |                  | 00912 | 7-03-414      | BOX,JUNCTION. . . . .                    | 1   |

| (1)      | (2)      | (3)              | (4)   | (5)         | (6)   | (7) |
|----------|----------|------------------|-------|-------------|---|-----|
| ITEM NO. | SMR CODE | NSN              | CAGEC | PART NUMBER | DESCRIPTION AND USABLE ON CODES (UOC)             | QTY |
| 74       | PAFZZ    |                  | 00912 | 7-29-123    | LABEL,WIRING . . . . .                            | 1   |
| 75       | PAFZZ    | 5355-01-517-4275 | 00912 | 104479      | . KNOB . . . . .                                  | 1   |
| 76       | PAFZZ    | 5315-00-145-4555 | 00912 | 7-44-066    | . PIN,SPRING . . . . .                            | 1   |
| 77       | PAFZZ    | 5305-01-517-4205 | 00912 | 7-67-019    | . SCREW,CAP,SOCKET HEAD . . . . .                 | 4   |
| 78       | PAFZZ    | 5355-01-517-4202 | 00912 | 104478      | . KNOB . . . . .                                  | 1   |
| 79       | PAFZZ    | 5305-01-517-4204 | 00912 | 7-65-164    | . SCREW,CAP,SOCKET HEAD . . . . .                 | 2   |
| 80       | PAFZZ    | 5315-01-193-9327 | 00912 | 7-44-050    | . PIN,STRAIGHT HEADLESS . . . . .                 | 1   |
| 81       | PAFZZ    | 5355-01-517-4198 | 00912 | 7-27-037    | . KNOB . . . . .                                  | 1   |
| 82       | PAFZZ    | 5331-01-517-4191 | 00912 | 7-57-226    | . O-RING . . . . .                                | 1   |
| 83       | PAFZZ    | 5365-01-517-5374 | 00912 | 7-70-269    | . SPACER,STRAIGHT . . . . .                       | 1   |
| 84       | PAFZZ    | 5331-01-517-4199 | 00912 | 7-57-243    | . O-RING . . . . .                                | 1   |
| 85       | XAFZZ    |                  | 00912 | 7-25-025    | JOYSTICK . . . . .                                | 1   |
| 86       | PAFZZ    |                  | 00912 | 34650072    | CONTROL BOX ASSY LANDSCAPE,24 VOLT . . . . .      | 1   |
| 87       | PAFZZ    | 6150-01-517-9044 | 00912 | 7-21-263    | CABLE ASSEMBLY SPECIAL,8 FT, WITH PLUGS . . . . . | 1   |
| 88       | PAFZZ    | 4730-01-517-5307 | 00912 | 7-13-075    | ELBOW,FLANGE . . . . .                            | 1   |
| 89       | PAFZZ    |                  | 00912 | 7-29-126    | LABEL,AIR EXHAUST . . . . .                       | 1   |
| 90       | PAFZZ    |                  | 00912 | 7-29-124    | LABEL,SPEED CONTROL . . . . .                     | 1   |
| 91       | PAFZZ    | 5365-01-517-5379 | 00912 | 7-44-303    | PLUG,MACHINE THREAD . . . . .                     | 1   |
| 92       | PAFZZ    |                  | 00912 | 7-29-125    | LABEL,AIR INLET . . . . .                         | 1   |
| 93       | PAFZZ    | 5935-01-517-5343 | 00912 | 7-07-265    | ADAPTER,CONNECTOR . . . . .                       | 1   |
| 94       | PAFZZ    | 5940-01-517-8222 | 00912 | 7-04-293    | TERMINAL JUNCTION BOX . . . . .                   | 1   |

END OF FIGURE

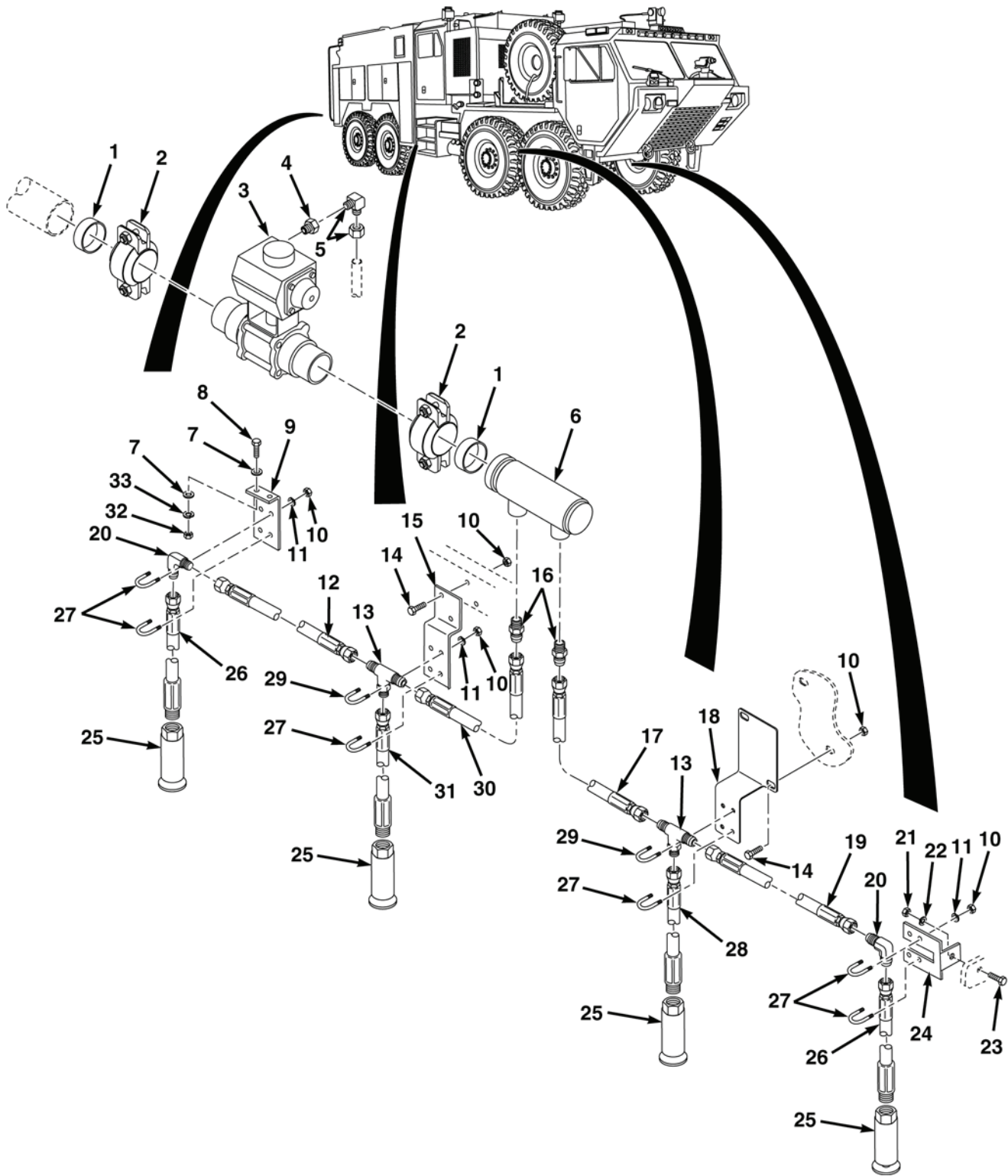


FIG. 169 GROUND SWEEP INSTALLATION

| (1)   | (2)      | (3)              | (4)   | (5)                      | (6)  | (7) |
|---|----------|------------------|-------|--------------------------|--|-----|
| ITEM NO.  | SMR CODE | NSN              | CAGEC | PART NUMBER              | DESCRIPTION AND USABLE ON CODES (UOC)          | QTY |
| GROUP 7639 FIXED FIRE FIGHTING<br>FIG. 169 GROUND SWEEP<br>INSTALLATION |          |                  |       |                          |  |     |
| 1   | PAFZZ    | 5330-01-518-2027 | 79154 | G014077LT0               | GASKET.....                                    | 2   |
| 2   | PAFZZ    | 4730-01-518-1972 | 79154 | 1.5INCH07T               | COUPLING,CLAMP,PIPE STYLE 07....               | 2   |
| 3   | PAFZZ    | 4820-01-517-5333 | 04664 | 1332091-0150             | VALVE,BALL.....                                | 1   |
| 4   | PAFZZ    | 4730-00-202-6491 | 93061 | 209P-6-4                 | BUSHING,PIPE.....                              | 2   |
| 5   | PAFZZ    | 4730-01-086-4064 | 81343 | SAE J246 4-4<br>100202BA | ELBOW,PIPE TO TUBE 90 DEG.....                 | 2   |
| 6   | PAFZZ    |                  | 04664 | 1336197                  | PIPE,UNDER TRUCK SWEEPS.....                   | 1   |
| 7   | PAFZZ    | 5310-00-087-7493 | 96906 | MS27183-13               | WASHER,FLAT 3/8.....                           | 6   |
| 8   | PAFZZ    | 5305-00-068-0510 | 80204 | B1821BH038C100N          | SCREW,CAP,HEXAGON HEAD,<br>3/8-16 X 1.....     | 2   |
| 9   | PFFZZ    |                  | 04664 | 1207288                  | BRACKET,MOUNTING.....                          | 1   |
| 10  | PAFZZ    | 5310-01-081-5351 | 08928 | SN-524NE-24              | NUT,SELF-LOCKING 5/16-18 UNC....               | 30  |
| 11  | PAFZZ    | 5310-00-809-3078 | 96906 | MS27183-11               | WASHER,FLAT 5/16.....                          | 28  |
| 12  | PAFZZ    | 4720-01-517-5002 | 04664 | 1207127-0001             | HOSE ASSEMBLY,NONME 106 IN. LG. .              | 1   |
| 13  | PAFZZ    | 4730-01-518-0898 | 30780 | 223T-16-16               | TEE,PIPE TO TUBE.....                          | 2   |
| 14  | PAFZZ    | 5305-00-543-2866 | 80204 | B1821BH038C250N          | SCREW,CAP,HEXAGON HEAD,<br>3/8-16 X 2 1/2..... | 2   |
| 15  | PFFZZ    |                  | 04664 | 1207287                  | BRACKET,MOUNTING.....                          | 1   |
| 16  | PAFZZ    | 4730-00-718-2621 | 96906 | MS51500A16               | ADAPTER,STRAIGHT PIPE TO TUBE..                | 2   |
| 17  | PAFZZ    | 4720-01-517-5008 | 04664 | 1207127-0003             | HOSE ASSEMBLY,NONME 79 IN. LG. .               | 1   |
| 18  | PFFZZ    |                  | 04664 | 1207286                  | BRACKET,MOUNTING.....                          | 1   |
| 19  | PAFZZ    | 4720-01-517-5312 | 04664 | 1207127-0006             | HOSE ASSEMBLY,NONME 128 IN. LG. .              | 1   |
| 20  | PAFZZ    | 4730-00-595-1871 | 79470 | C5455X12                 | ELBOW,PIPE TO TUBE.....                        | 2   |
| 21  | PAFZZ    | 5310-01-494-4566 | 81349 | M45913/1-12CG8Z          | NUT,SELF-LOCKING 3/4-10.....                   | 1   |
| 22  | PAFZZ    | 5310-00-809-8533 | 96906 | MS27183-23               | WASHER,FLAT 3/4.....                           | 1   |
| 23  | PAFZZ    | 5305-00-947-4352 | 80204 | B1821BH075C125N          | SCREW,CAP,HEXAGON HEAD,<br>3/4-10 X 1 1/4..... | 1   |
| 24  | PFFZZ    |                  | 04664 | 1207285                  | BRACKET,MOUNTING.....                          | 1   |
| 25  | PAFZZ    | 4730-01-519-2480 | 04664 | 1186153                  | NOZZLE,SPRAY,FLUID-.....                       | 4   |
| 26  | PAFZZ    | 4720-01-517-5310 | 04664 | 1207127-0005             | HOSE ASSEMBLY,NONME 17-1/2 IN. LG.             | 2   |
| 27  | PAFZZ    | 5340-01-517-3680 | 96566 | 139275-00                | CLAMP,LOOP.....                                | 6   |
| 28  | PAFZZ    | 4720-01-517-5315 | 04664 | 1207127-0007             | HOSE ASSEMBLY,NONME 24-1/2 IN. LG.             | 1   |
| 29  | PAFZZ    | 5340-01-517-3685 | 96566 | 139350-00                | CLEVIS AND U-BOLT 3 1/2.....                   | 2   |
| 30  | PAFZZ    | 4720-01-517-5006 | 04664 | 1207127-0002             | HOSE ASSEMBLY,NONME 145 IN. LG. .              | 1   |
| 31  | PAFZZ    | 4720-01-517-5011 | 04664 | 1207127-0004             | HOSE ASSEMBLY,NONME 11 IN. LG. .               | 1   |

| (1)           | (2)      | (3)              | (4)   | (5)         | (6)                                   | (7) |
|---------------|----------|------------------|-------|-------------|---------------------------------------|-----|
| ITEM NO.      | SMR CODE | NSN              | CAGEC | PART NUMBER | DESCRIPTION AND USABLE ON CODES (UOC) | QTY |
| 32            | PAFZZ    | 5310-01-477-8639 | 39428 | 90640A131   | NUT,SELF-LOCKING 3/8-16 .....         | 2   |
| 33            | PAFZZ    | 5310-00-926-5877 | 96906 | MS35338-160 | WASHER,LOCK 3/8 .....                 | 2   |
| END OF FIGURE |          |                  |       |             |                                       |     |

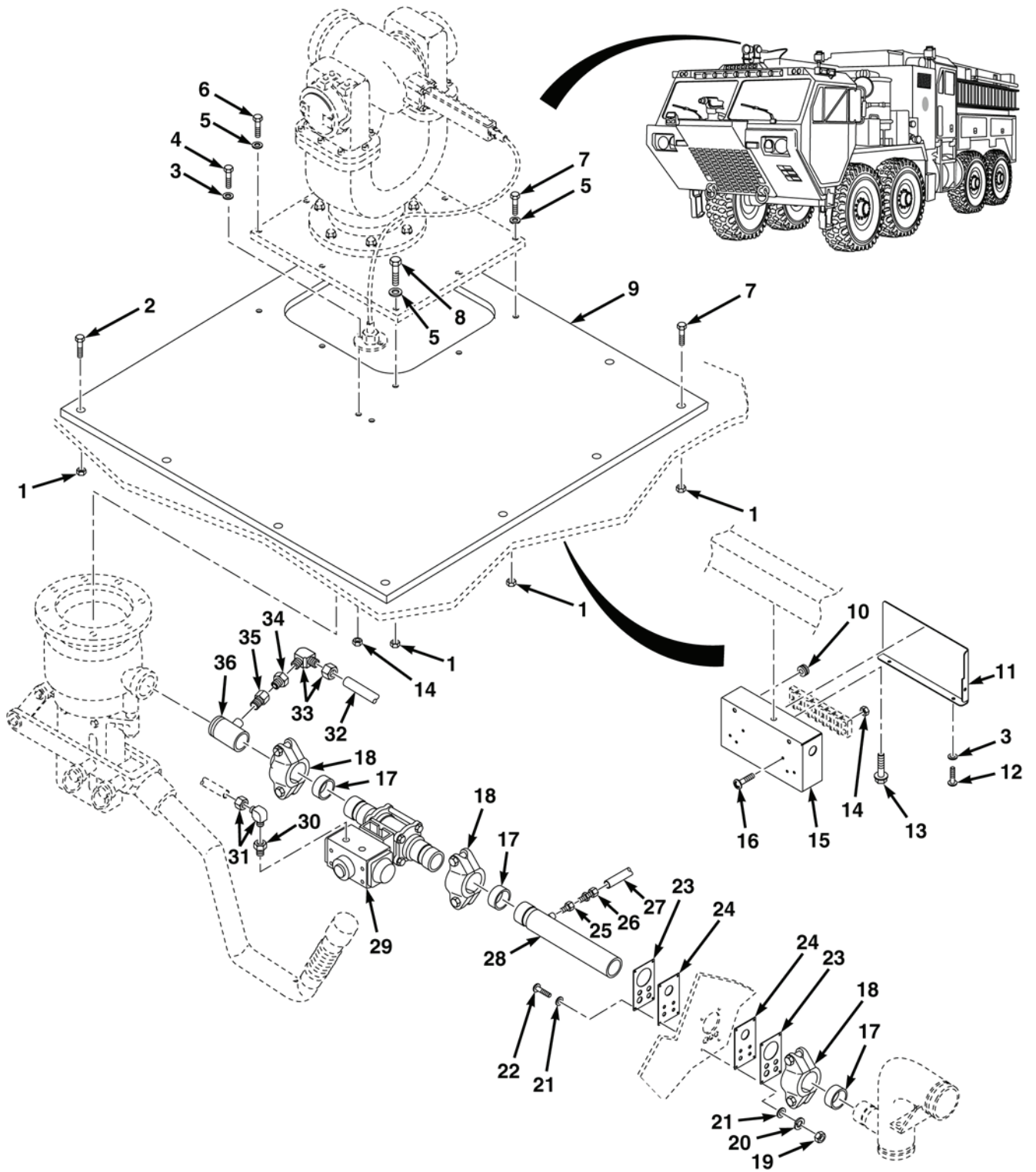


FIG. 170 ROOF TURRET INSTALLATION (SHEET 1 OF 2)

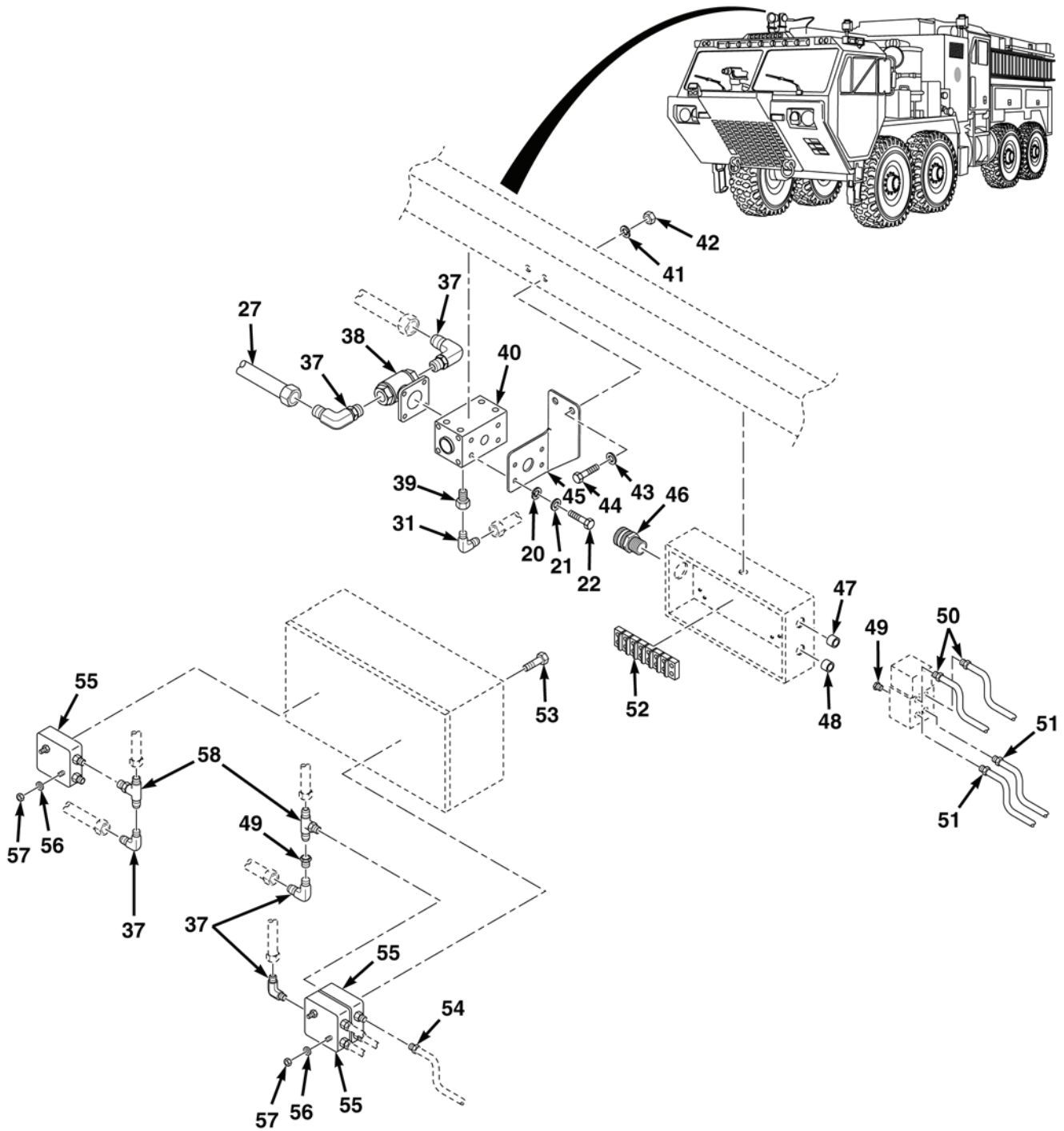


FIG. 170 ROOF TURRET INSTALLATION (SHEET 2 OF 2)



| (1)  | (2)      | (3)              | (4)   | (5)              | (6)  | (7) |
|--|----------|------------------|-------|------------------|--|-----|
| ITEM NO.   | SMR CODE | NSN              | CAGEC | PART NUMBER      | DESCRIPTION AND USABLE ON CODES (UOC)              | QTY |
| GROUP 7639 FIXED FIRE FIGHTING<br>FIG. 170 ROOF TURRET<br>INSTALLATION |          |                  |       |                  |  |     |
| 1  | PPFZZ    | 5310-01-054-4644 | 06032 | 2100-0123-001    | NUT,PLAIN,HEXAGON 3/8-16. . . . .                  | 16  |
| 2  | PAFZZ    | 5305-00-781-3927 | 80204 | B1821BH038C350N  | SCREW,CAP,HEXAGON HEAD,<br>3/8-16 X 3 1/2. . . . . | 1   |
| 3  | PAFZZ    | 5310-00-823-8804 | 96906 | MS27183-9        | WASHER,FLAT 1/4 . . . . .                          | 2   |
| 4  | PAFZZ    | 5305-00-225-3843 | 80204 | B1821BH025C100N  | SCREW,CAP,HEXAGON HEAD,<br>1/4-20 X 1. . . . .     | 2   |
| 5  | PAFZZ    | 5310-00-080-6004 | 96906 | MS27183-14       | WASHER,FLAT 3/8 . . . . .                          | 16  |
| 6  | PAFZZ    | 5305-00-781-3928 | 80204 | B1821BH038C400N  | SCREW,CAP,HEXAGON HEAD,<br>3/8-16 X 4. . . . .     | 3   |
| 7  | PAFZZ    | 5305-00-846-5703 | 80204 | B1821BH038C300N  | SCREW,CAP,HEXAGON HEAD,<br>3/8-16 X 3. . . . .     | 9   |
| 8  | PAFZZ    | 5305-00-068-0510 | 80204 | B1821BH038C100N  | SCREW,CAP,HEXAGON HEAD,<br>3/8-16 X 1. . . . .     | 3   |
| 9  | PAFZZ    |                  | 04664 | 1186154          | PLATE,MOUNTING,ROOF. . . . .                       | 1   |
| 10   | PCFZZ    | 5325-00-174-9312 | 96906 | MS35489-36       | GROMMET,NONMETALLIC. . . . .                       | 2   |
| 11   | PPFZZ    |                  | 04664 | 1372499          | COVER,JUNCTION BOX . . . . .                       | 1   |
| 12   | PAFZZ    | 5305-00-988-1723 | 80205 | MS35206-279      | SCREW,MACHINE 1/4-20 X 1/2 . . . . .               | 1   |
| 13   | PAFZZ    | 5305-00-071-2513 | 80204 | B1821BH025C250N  | SCREW,CAP,HEXAGON HEAD,<br>1/4-20 X 2 1/2. . . . . | 1   |
| 14   | PAFZZ    | 5310-01-156-7706 | 96906 | MS16286-1        | NUT,PLAIN,HEXAGON 1/4-20. . . . .                  | 3   |
| 15   | PAFZZ    |                  | 04664 | 1372498          | BOX,JUNCTION . . . . .                             | 1   |
| 16   | PAFZZ    | 5305-00-765-4344 | 80205 | MS51959-36       | SCREW,MACHINE .138-32 X 1.50 . . . . .             | 2   |
| 17   | PAFZZ    | 5330-01-518-2013 | 79154 | 1.5INCH75T-GASKE | GASKET. . . . .                                    | 3   |
| 18   | PAFZZ    | 4730-01-518-1973 | 79154 | 1.5INCH75T       | COUPLING,CLAMP,PIPE STYLE<br>75 X1-1/2 . . . . .   | 3   |
| 19   | PAFZZ    | 5310-01-142-7049 | 45152 | 1817HX           | NUT,PLAIN,HEXAGON 10-24 . . . . .                  | 4   |
| 20   | PAFZZ    | 5310-00-045-3296 | 80205 | MS35338-43       | WASHER,LOCK #10 . . . . .                          | 4   |
| 21   | PAFZZ    | 5310-00-765-3197 | 96906 | MS27183-41       | WASHER,FLAT 3/16 . . . . .                         | 8   |
| 22   | PAFZZ    | 5305-00-984-6214 | 80205 | MS35206-267      | SCREW,MACHINE 10-24 X 1 . . . . .                  | 4   |
| 23   | PPFZZ    |                  | 04664 | 1221018          | BRACKET,TURRET,SEAL . . . . .                      | 1   |
| 24   | PPFZZ    | 5340-01-517-2760 | 04664 | 1221019          | BRACKET,MOUNTING TURRET<br>BRACKET . . . . .       | 2   |
| 25   | PAFZZ    | 4730-00-278-3888 | 30780 | 0102-12-8        | REDUCER,PIPE 3/4 X 1/2. . . . .                    | 1   |
| 26   | PAFZZ    | 4730-01-096-9127 | 93061 | 68NTA-6-8        | ADAPTER,STRAIGHT,PI . . . . .                      | 1   |

| (1)      | (2)      | (3)              | (4)   | (5)                      | (6)   | (7) |
|----------|----------|------------------|-------|--------------------------|---|-----|
| ITEM NO. | SMR CODE | NSN              | CAGEC | PART NUMBER              | DESCRIPTION AND USABLE ON CODES (UOC)   | QTY |
| 27       | MFFZZ    |                  | 04664 | 944035-24                | TUBING, NONMETALLIC MAKE FROM P/N NT10006BK, CAGE 01276, APPROX 24 IN. LG. ....   | 1   |
| 28       | PAFZZ    |                  | 04664 | 1215640                  | PIPE, INLET, ROOF TURRET. ....  | 1   |
| 29       | PAFZZ    | 4820-01-517-5333 | 04664 | 1332091-0150             | VALVE, BALL. ....   | 1   |
| 30       | PAFZZ    | 4730-00-202-6491 | 93061 | 209P-6-4                 | BUSHING, PIPE. ....   | 1   |
| 31       | PAFZZ    | 4730-01-086-4064 | 81343 | SAE J246 4-4<br>100202BA | ELBOW, PIPE TO TUBE 90 DEG. ....  | 4   |
| 32       | MFFZZ    |                  | 04664 | 944035-110               | TUBING, NONMETALLIC MAKE FROM P/N NT10006BK, CAGE 01276, APPROX 110 IN. LG. ....  | 1   |
| 33       | PAFZZ    | 4730-01-291-8460 | 93061 | 269CA-6-2                | ELBOW, PIPE TO TUBE. ....   | 1   |
| 34       | PAFZZ    | 4730-00-278-3167 | 81343 | 12-8130140BA             | BUSHING, PIPE. ....   | 1   |
| 35       | PAFZZ    | 4820-01-517-4992 | 00912 | 3467-0001                | COCK, DRAIN 3/4 IN. NPT. ....   | 1   |
| 36       | PAFZZ    |                  | 04664 | 1348480                  | WELDMENT, TURRET/PUM. ....  | 1   |
| 37       | PAFZZ    | 4730-01-471-6636 | 93061 | 169PMT-4-2               | ELBOW, PIPE TO TUBE. ....   | 5   |
| 38       | PAFZZ    | 4810-01-517-4961 | 04664 | 1062712                  | VALVE, BALL. ....   | 1   |
| 39       | PAFZZ    | 4730-21-914-3820 | 36621 | 68PMT-4-2                | ADAPTER, STRAIGHT, PI PIPE TO TUBE  | 2   |
| 40       | XC       |                  | 04664 | 1365928                  | PUMP COOLER. ....   | 1   |
| 41       | PAFZZ    | 5310-00-004-5033 | 80205 | MS35338-46               | WASHER, LOCK 3/8. ....  | 2   |
| 42       | PAFZZ    | 5310-00-245-3615 | 80205 | MS35649-2314             | NUT, PLAIN, HEXAGON 5/16-18. ....   | 2   |
| 43       | PAFZZ    | 5310-00-809-3078 | 96906 | MS27183-11               | WASHER, FLAT 5/16. ....   | 2   |
| 44       | PAFZZ    | 5305-00-226-4831 | 80204 | B1821BH031C150N          | SCREW, CAP, HEXAGON HEAD, 5/16-18 X 1 1/2. ....                                   | 2   |
| 45       | PFFZZ    |                  | 04664 | 1346471                  | BRACKET, PUMP COOLER. ....  | 1   |
| 46       | PAFZZ    | 5975-00-519-8334 | 49367 | DB338                    | BOX CONNECTOR, ELECT. ....  | 1   |
| 47       | PAFZZ    | 5975-00-977-8478 | 28520 | 2096                     | BUSHING, ELECTRICAL CONDUCTOR. ....   | 1   |
| 48       | PAFZZ    | 5365-01-517-3967 | 28520 | 2075                     | BUSHING BLANK CONDUCTOR. ....   | 2   |
| 49       | PAFZZ    | 5340-01-171-1071 | 99016 | 0157018 F18              | PLUG, VENT. ....  | 3   |
| 50       | MFFZZ    |                  | 04664 | 1111827-0001-120         | TUBING, NONMETALLIC MAKE FROM P/N PFT-4A-RED, CAGE 61424, APPROX 120 IN. LG. .... | 10  |
| 51       | MFFZZ    |                  | 04664 | 1111827-0002-120         | TUBING, NONMETALLIC MAKE FROM P/N PFT-4A-BLU, CAGE 98441, APPROX 120 IN. LG. .... | 10  |
| 52       | PAFZZ    | 5940-01-508-5925 | 13445 | M-427                    | TERMINAL JUNCTION B BLOCK, 6 CONDUCTOR. ....                                      | 1   |
| 53       | PAFZZ    | 5305-00-984-6225 | 80205 | MS35206-238              | SCREW, MACHINE .138-32 X 2. ....  | 4   |
| 54       | PAFZZ    | 4730-01-517-8577 | 1ET59 | D31BR                    | ADAPTER, STRAIGHT, PI. ....   | 3   |
| 55       | PAFZZ    | 4810-01-517-4957 | 04664 | 1241335                  | VALVE, REGULATING, FL. ....   | 3   |
| 56       | PAFZZ    | 5310-01-303-4701 | 96906 | MS51412-1                | WASHER, FLAT 11/64. ....  | 4   |

| (1)           | (2)      | (3)              | (4)   | (5)         | (6)                                   | (7) |
|---------------|----------|------------------|-------|-------------|---------------------------------------|-----|
| ITEM NO.      | SMR CODE | NSN              | CAGEC | PART NUMBER | DESCRIPTION AND USABLE ON CODES (UOC) | QTY |
| 57            | PAFZZ    | 5310-00-934-9757 | 96906 | MS35649-282 | NUT,PLAIN,HEXAGON . . . . .           | 4   |
| 58            | PAFZZ    | 4730-01-457-8006 | 93061 | 1203P-2     | TEE,OIL PRESSURE. . . . .             | 2   |
| END OF FIGURE |          |                  |       |             |                                       |     |

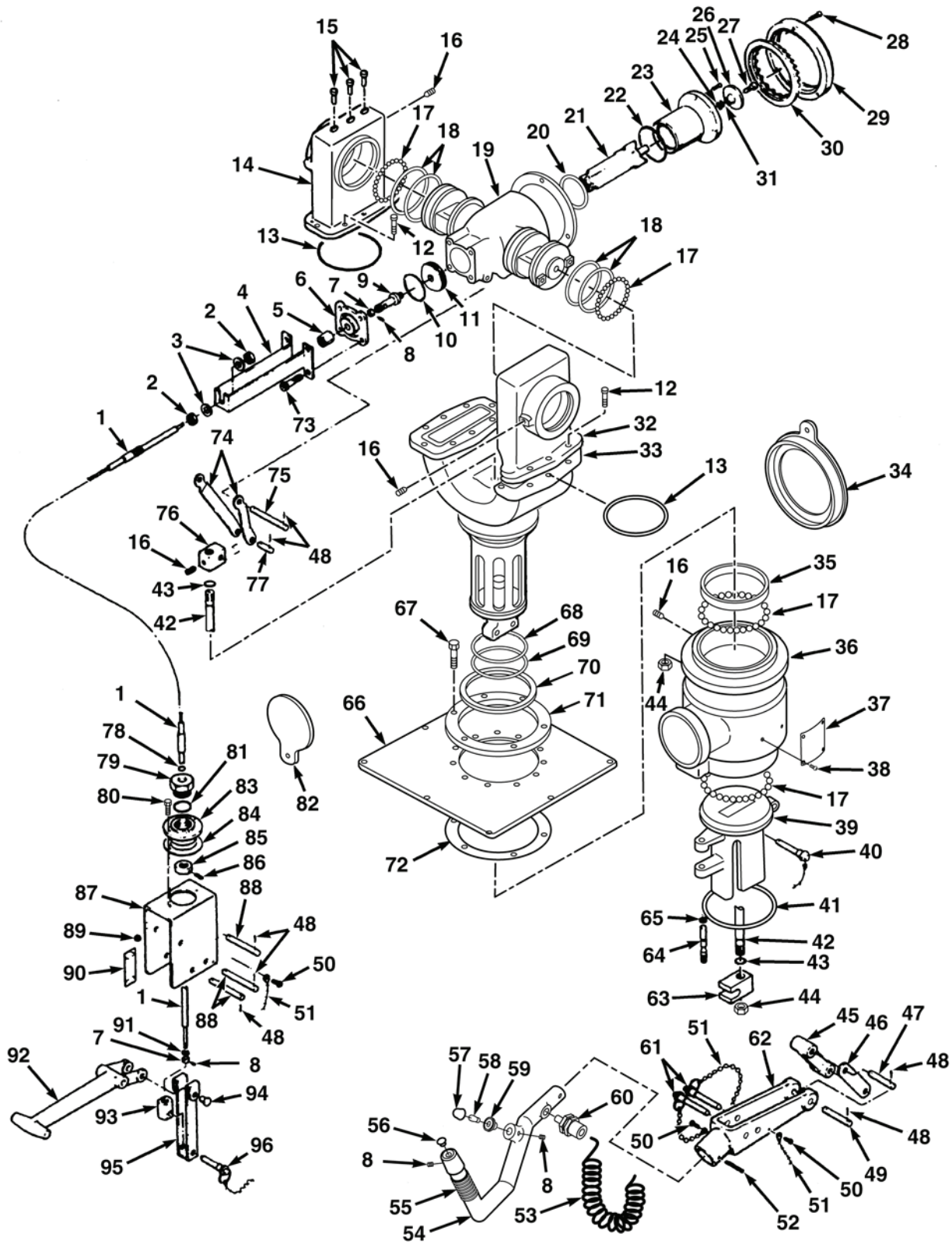


FIG. 171 ROOF TURRET ASSEMBLY

| (1)                            | (2)      | (3)              | (4)   | (5)          | (6)                                   | (7) |
|--------------------------------|----------|------------------|-------|--------------|---------------------------------------|-----|
| ITEM NO.                       | SMR CODE | NSN              | CAGEC | PART NUMBER  | DESCRIPTION AND USABLE ON CODES (UOC) | QTY |
| GROUP 7639 FIXED FIRE FIGHTING |          |                  |       |              |                                       |     |
| FIG. 171 ROOF TURRET ASSEMBLY  |          |                  |       |              |                                       |     |
| 1                              | PAFZZ    | 4210-01-213-4461 | 00912 | 7-07-095     | CABLE,PATTERN CONTR . . . . .         | 1   |
| 2                              | PAFZZ    | 5310-01-518-2435 | 00912 | 7-34-065     | NUT,PLAIN,HEXAGON . . . . .           | 2   |
| 3                              | PAFZZ    | 5310-01-517-4248 | 00912 | 7-84-054     | WASHER,FLAT . . . . .                 | 2   |
| 4                              | PFFZZ    |                  | 00912 | 7-04-161     | BRACKET,NOZZLE CABL . . . . .         | 1   |
| 5                              | PAFZZ    | 5310-01-518-0973 | 00912 | 7-34-068     | NUT,PLAIN,HEXAGON . . . . .           | 1   |
| 6                              | PAFZZ    | 3110-01-517-4256 | 00912 | 105697       | PLATE,RETAINING,BEA . . . . .         | 1   |
| 7                              | PAFZZ    | 3040-01-213-8551 | 00912 | 7-07-090     | COLLAR,SHAFT . . . . .                | 2   |
| 8                              | PAFZZ    | 5305-01-517-4217 | 00912 | 7-67-026     | SETSCREW . . . . .                    | 4   |
| 9                              | PAFZZ    | 5315-01-517-4242 | 00912 | 105740       | PIN,SHOULDER,HEADED . . . . .         | 1   |
| 10                             | PCFZZ    | 5331-01-109-6064 | 00912 | 7-57-032     | O-RING 2 X 1 3/4 . . . . .            | 1   |
| 11                             | PAFZZ    | 5365-01-517-5355 | 00912 | 105698       | SPACER,SPECIAL SHAP . . . . .         | 1   |
| 12                             | PAFZZ    | 5305-01-184-0776 | 00912 | 7-67-003     | SCREW . . . . .                       | 16  |
| 13                             | PAFZZ    | 5331-01-241-2709 | 00912 | 7-57-210     | O-RING 4 1/8 X 3 7/8 . . . . .        | 2   |
| 14                             | PAFZZ    |                  | 00912 | 106354       | STANCHION . . . . .                   | 1   |
| 15                             | PAFZZ    | 5305-01-517-4821 | 00912 | 7-44-194     | SCREW,CAP,HEXAGON H . . . . .         | 3   |
| 16                             | PAFZZ    | 5305-01-182-3208 | 00912 | 7-65-083     | SETSCREW . . . . .                    | 6   |
| 17                             | PAFZZ    | 3110-01-185-8726 | 00912 | 7-03-050     | BALL,BEARING . . . . .                | 244 |
| 18                             | PCFZZ    | 5331-01-192-2233 | 00912 | 7-57-065     | O-RING 3 1/8 X 2 7/8 . . . . .        | 4   |
| 19                             | PAFZZ    |                  | 00912 | 105687       | BODY,NOZZLE . . . . .                 | 1   |
| 20                             | PAFZZ    | 5325-00-530-5898 | 81349 | M2742630152D | RING,RETAINING . . . . .              | 1   |
| 21                             | PAFZZ    | 4210-01-234-3436 | 00912 | 105688       | BLADE,NOZZLE . . . . .                | 1   |
| 22                             | PCFZZ    | 5331-01-192-2234 | 00912 | 7-57-205     | O-RING 2 5/8 X 2 3/8 . . . . .        | 1   |
| 23                             | PAFZZ    | 4210-01-518-0419 | 00912 | 105702       | HOUSING,NOZZLE . . . . .              | 1   |
| 24                             | PAFZZ    | 4820-01-291-8529 | 00912 | 7-69-224     | SEAT,VALVE . . . . .                  | 1   |
| 25                             | PAFZZ    | 5305-01-182-3209 | 00912 | 7-65-042     | SETSCREW . . . . .                    | 4   |
| 26                             | PAFZZ    | 4730-01-517-5331 | 00912 | 105689       | BAFFLE HEAD . . . . .                 | 1   |
| 27                             | PAFZZ    | 5305-01-517-4276 | 00912 | 7-63-043     | SCREW,CAP,HEXAGON H HEAD . . . . .    | 1   |
| 28                             | PAFZZ    | 5305-01-517-4211 | 00912 | 7-65-052     | SCREW,CAP,SOCKET HE HEAD . . . . .    | 3   |
| 29                             | PAFZZ    | 5325-01-517-4250 | 00912 | 105700       | RING,RETAINING . . . . .              | 1   |
| 30                             | PAFZZ    | 4210-01-189-3286 | 00912 | 7-72-101     | TURBINE,TURRET-ROOF . . . . .         | 1   |
| 31                             | PAFZZ    | 5365-01-517-5352 | 00912 | 7-68-141     | SHIM . . . . .                        | 10  |
| 32                             | PAFZZ    |                  | 00912 | 105701       | STANCHION . . . . .                   | 1   |
| 33                             | PAFZZ    |                  | 00912 | 109858       | BASE,SIAMESE . . . . .                | 1   |
| 34                             | PAFZZ    |                  | 00912 | 7-07-097     | CAP,MONITOR WEATHER . . . . .         | 1   |

| (1)      | (2)      | (3)              | (4)   | (5)         | (6)                                      | (7) |
|----------|----------|------------------|-------|-------------|--|-----|
| ITEM NO. | SMR CODE | NSN              | CAGEC | PART NUMBER | DESCRIPTION AND USABLE ON CODES (UOC)    | QTY |
| 35       | PAFZZ    | 5365-01-517-5358 | 00912 | 7-03-035    | SPACER,RING . . . . .                    | 1   |
| 36       | PAFZZ    |                  | 00912 | 105699      | POT,ROOF . . . . .                       | 1   |
| 37       | PAFZZ    |                  | 00912 | 7-44-185    | PLATE,IDENTIFICATIO . . . . .            | 1   |
| 38       | PAFZZ    | 5305-01-517-3932 | 00912 | 7-36-045    | SCREW,DRIVE . . . . .                    | 4   |
| 39       | PAFZZ    |                  | 00912 | 105743      | SOCKET,DRIVE . . . . .                   | 1   |
| 40       | PAFZZ    | 5315-01-359-4537 | 00912 | 7-04-158    | PIN,STRAIGHT,HEADED. . . . .             | 2   |
| 41       | PAFZZ    | 5325-01-517-4797 | 00912 | 7-58-133    | RING,RETAINING. . . . .                  | 1   |
| 42       | PAFZZ    |                  | 00912 | 7-56-075    | ROD,CONTROL . . . . .                    | 1   |
| 43       | PAFZZ    | 5330-00-482-6901 | 00912 | 0757034     | PACKING,PREFORMED 1/2 X 3/8. . . . .     | 2   |
| 44       | PAFZZ    | 5310-01-517-4796 | 00912 | 7-34-063    | NUT,PLAIN,HEXAGON . . . . .              | 7   |
| 45       | PAFZZ    |                  | 00912 | 7-69-261    | SPACER,HANDLE YOKE. . . . .              | 1   |
| 46       | PAFZZ    | 3040-01-213-8704 | 00912 | 7-29-055    | CONNECTING LINK,RIG. . . . .             | 2   |
| 47       | PAFZZ    | 5315-01-517-4801 | 00912 | 7-44-172    | PIN,STRAIGHT,HEADLE . . . . .            | 1   |
| 48       | PAFZZ    | 5315-01-517-4244 | 00912 | 7-44-168    | PIN,COTTER . . . . .                     | 14  |
| 49       | PAFZZ    | 5315-01-517-4819 | 00912 | 7-44-171    | PIN,STRAIGHT,HEADLE . . . . .            | 1   |
| 50       | PAFZZ    | 5305-01-517-4825 | 00912 | 7-65-104    | SCREW,MACHINE. . . . .                   | 3   |
| 51       | PAFZZ    | 4010-01-517-9001 | 00912 | 7-07-080    | CHAIN ASSEMBLY,SING. . . . .             | 5   |
| 52       | PAFZZ    | 5315-01-517-4823 | 00912 | 7-44-169    | PIN,STRAIGHT,HEADLE . . . . .            | 1   |
| 53       | PAFZZ    | 4210-01-213-4461 | 00912 | 7-07-095    | CABLE,PATTERN CONTR. . . . .             | 1   |
| 54       | PAFZZ    |                  | 00912 | 117931      | HANDLE,OPERATING . . . . .               | 1   |
| 55       | PAFZZ    |                  | 00912 | 7-18-071    | HANDLE GRIP . . . . .                    | 1   |
| 56       | PAFZZ    | 5930-01-517-4908 | 00912 | 769473      | PUSH BUTTON . . . . .                    | 1   |
| 57       | PAFZZ    | 6220-01-518-0249 | 00912 | 7-29-198    | LENS,LIGHT . . . . .                     | 1   |
| 58       | PAFZZ    | 6240-01-518-0240 | 00912 | 7-29-200    | LAMP,INCANDESCENT. . . . .               | 1   |
| 59       | PAFZZ    | 6220-01-518-0243 | 00912 | 7-29-199    | INDICATOR,LIGHT. . . . .                 | 1   |
| 60       | PAFZZ    | 4730-01-517-5311 | 00912 | 7-18-014    | SLEEVE,COMPRESSION . . . . .             | 1   |
| 61       | PAFZZ    | 5315-01-291-9168 | 00912 | 7-04-160    | PIN,STRAIGHT,HEADLE . . . . .            | 2   |
| 62       | PAFZZ    |                  | 00912 | 105739      | YOKE,HANDLE . . . . .                    | 1   |
| 63       | PFFZZ    | 3040-01-517-7018 | 00912 | 7-07-092    | BRACKET,EYE,ROTATIN CONTROL . . . . .    | 1   |
| 64       | PAFZZ    | 5315-01-517-4800 | 00912 | 7-41-050    | PIN,STRAIGHT,HEADLE . . . . .            | 1   |
| 65       | PAFZZ    | 5325-01-517-4799 | 00912 | 7-56-077    | RING,RETAINING. . . . .                  | 1   |
| 66       | PAFZZ    |                  | 00912 | 7-42-067    | PLATE,MOUNTING . . . . .                 | 1   |
| 67       | PAFZZ    | 5305-01-517-4284 | 00912 | 7-65-107    | SCREW,CAP,HEXAGON H HEAD. . . . .        | 6   |
| 68       | PAFZZ    | 5330-00-495-7304 | 00912 | 7-57-036    | PACKING,PREFORMED 3 3/4 X 3 1/2. . . . . | 1   |
| 69       | PAFZZ    | 5331-01-517-4794 | 00912 | 7-57-216    | O-RING 3 5/8 X 3 3/8 . . . . .           | 1   |
| 70       | PAFZZ    | 5330-01-163-3149 | 45152 | 2BF671      | GASKET. . . . .                          | 1   |
| 71       | PAFZZ    | 5365-01-517-5361 | 00912 | 105692      | SPACER,RING . . . . .                    | 1   |
| 72       | PAFZZ    | 5330-01-517-4793 | 00912 | 7-14-165    | GASKET . . . . .                         | 1   |
| 73       | PAFZZ    | 5305-01-517-3763 | 00912 | 7-66-036    | SCREW,CAP,HEXAGON HEAD. . . . .          | 4   |

| (1)      | (2)      | (3)              | (4)   | (5)         | (6)                                    | (7) |
|----------|----------|------------------|-------|-------------|--|-----|
| ITEM NO. | SMR CODE | NSN              | CAGEC | PART NUMBER | DESCRIPTION AND USABLE ON CODES (UOC)  | QTY |
| 74       | PAFZZ    |                  | 00912 | 7-29-056    | LINK,UPPER CONTROL . . . . .           | 2   |
| 75       | PAFZZ    | 5315-01-517-4238 | 00912 | 7-44-173    | PIN,STRAIGHT,HEADED . . . . .          | 1   |
| 76       | PAFZZ    | 4210-01-213-4459 | 00912 | 7-07-093    | UPPER CONTROL BLOCK CONTROL . . . . .  | 1   |
| 77       | PAFZZ    | 5315-01-517-4239 | 00912 | 7-44-174    | PIN,STRAIGHT,HEADED . . . . .          | 1   |
| 78       | PAFZZ    | 5330-00-426-3321 | 00912 | 7-57-022    | PACKING,PREFORMED 5/8 X 7/16 . . . . . | 1   |
| 79       | PAFZZ    | 5310-01-518-0974 | 00912 | 7-34-067    | NUT,PLAIN,HEXAGON . . . . .            | 1   |
| 80       | PAFZZ    | 5305-01-517-4277 | 00912 | 7-61-064    | SCREW,CAP,HEXAGON H HEAD. . . . .      | 2   |
| 81       | PAFZZ    | 5331-01-517-4278 | 00912 | 7-57-001    | O-RING 1 X 3/4 . . . . .               | 1   |
| 82       | PAFZZ    |                  | 00912 | 7-07-096    | CONTROL WEATHER CAP. . . . .           | 1   |
| 83       | PAFZZ    | 5325-01-518-2817 | 00912 | 105741      | GROMMET,NONMETALLIC. . . . .           | 1   |
| 84       | PAFZZ    | 5330-01-517-4279 | 00912 | 7-14-164    | GASKET. . . . .                        | 1   |
| 85       | PAFZZ    | 3040-01-213-8552 | 00912 | 7-07-091    | COLLAR,SHAFT . . . . .                 | 1   |
| 86       | PAFZZ    | 5305-01-517-3210 | 00912 | 7-65-025    | SETSCREW. . . . .                      | 1   |
| 87       | PFFZZ    |                  | 00912 | 7-04-162    | BRACKET,LEVER . . . . .                | 1   |
| 88       | PAFZZ    | 5315-01-517-4283 | 00912 | 7-44-175    | PIN,STRAIGHT,HEADLE . . . . .          | 3   |
| 89       | PAFZZ    | 5310-01-517-4285 | 00912 | 7-34-061    | NUT,PLAIN,HEXAGON . . . . .            | 2   |
| 90       | PAFZZ    |                  | 00912 | 7-08-067    | LABEL, PATTERN CONTROL. . . . .        | 2   |
| 91       | PAFZZ    | 5325-01-517-4280 | 00912 | 7-58-134    | RING,RETAINING . . . . .               | 1   |
| 92       | PAFZZ    | 5340-01-517-4288 | 00912 | 105732      | LEVER,MANUAL CONTROL PATTERN . . . . . | 1   |
| 93       | PAFZZ    | 4030-01-517-9016 | 00912 | 7-10-059    | SWIVEL,EYE AND LINK . . . . .          | 1   |
| 94       | PAFZZ    | 5315-01-517-4282 | 00912 | 7-44-170    | PIN,STRAIGHT,HEADED . . . . .          | 2   |
| 95       | PAFZZ    | 4210-01-213-4458 | 00912 | 7-07-094    | CABLE CONNECTOR. . . . .               | 1   |
| 96       | PAFZZ    | 5315-01-517-4873 | 00912 | 7-04-159    | PIN,QUICK RELEASE. . . . .             | 1   |

END OF FIGURE





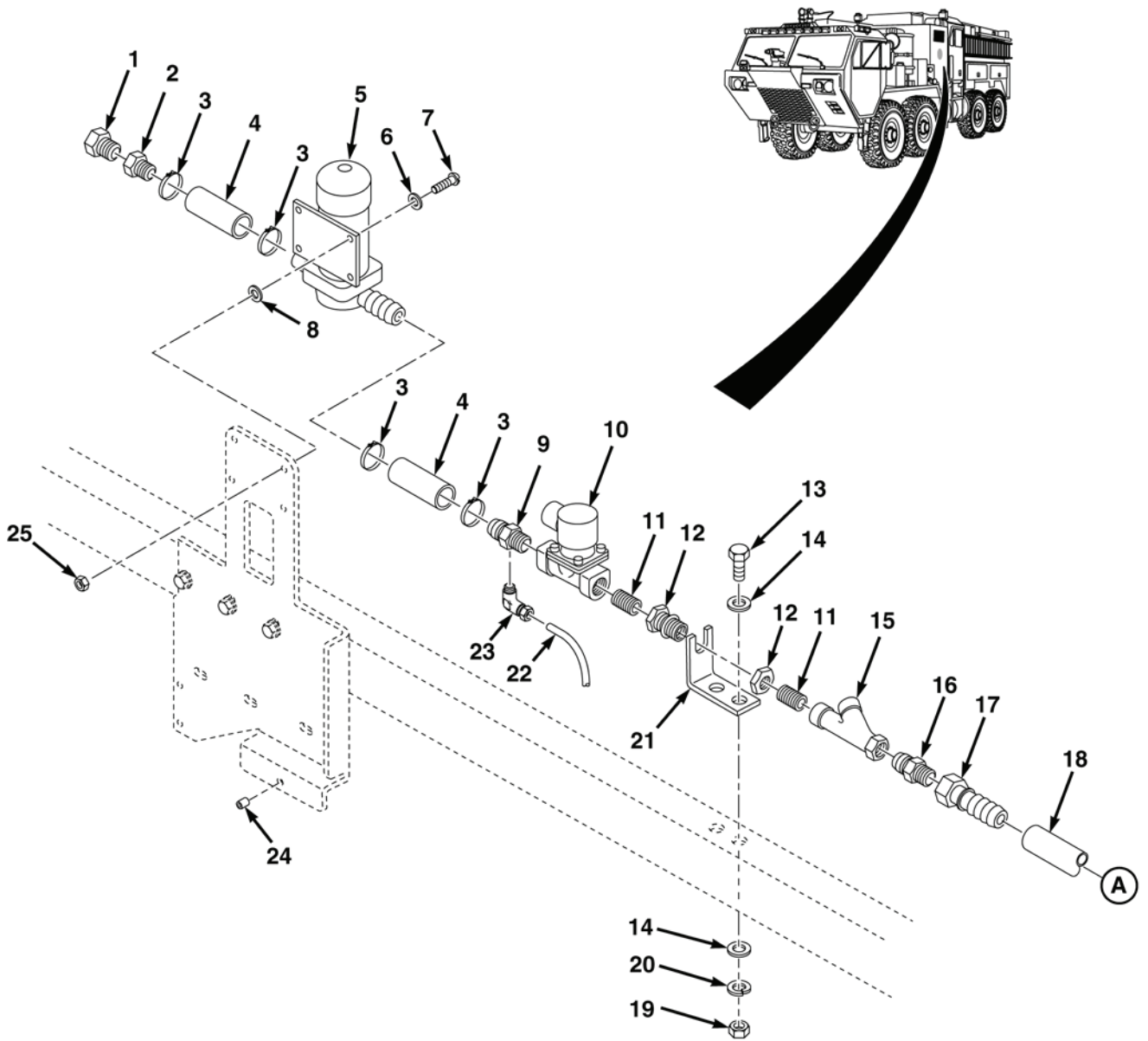


FIG. 172 WINDSHIELD DELUGE INSTALLATION (SHEET 1 OF 2)

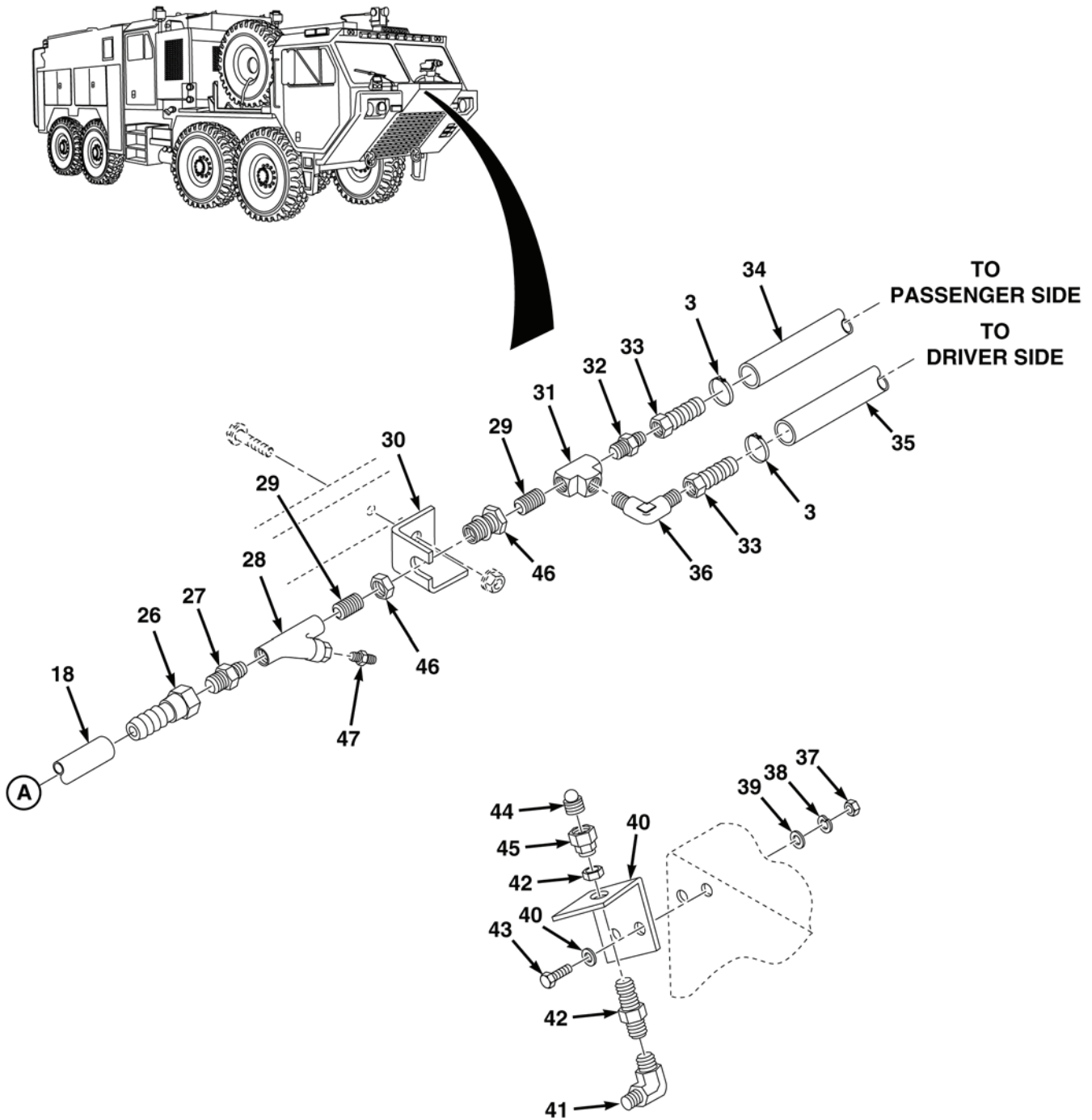


FIG. 172 WINDSHIELD DELUGE INSTALLATION (SHEET 2 OF 2)

| (1)  | (2)      | (3)              | (4)   | (5)             | (6)   | (7) |
|--|----------|------------------|-------|-----------------|---|-----|
| ITEM NO.   | SMR CODE | NSN              | CAGEC | PART NUMBER     | DESCRIPTION AND USABLE ON CODES (UOC)   | QTY |
| GROUP 7639 FIXED FIRE FIGHTING<br>FIG. 172 WINDSHIELD DELUGE<br>INSTALLATION |          |                  |       |                 |   |     |
| 1  | PAFZZ    | 4730-01-233-3395 | 14127 | PF42            | ADAPTER,STRAIGHT PIPE TO HOSE. . .  | 1   |
| 2  | PAFZZ    | 4730-01-518-0375 | 87373 | 30182-8-12B     | COUPLING,PIPE . . . . .   | 1   |
| 3  | PAFZZ    | 4730-01-333-2273 | 81646 | 6410            | CLAMP,HOSE . . . . .  | 6   |
| 4  | MFFZZ    |                  | 04664 | 940004-110      | HOSE,HEATER MAKE FROM P/N<br>580004191,CAGE 0CME1,APPROX 110<br>IN. LG. . . . .         | 110 |
| 5  | PAFZZ    | 2540-01-517-5295 | 1ET59 | 4100-343        | PUMP,WINDSHIELD<br>WASHER,AUTOMOTIVE,5 GPM. . . . .                                     | 1   |
| 6  | PAFZZ    | 5310-01-393-3735 | 39428 | 90313A104       | WASHER,FLAT 10-24 . . . . .   | 4   |
| 7  | PAFZZ    | 5305-00-050-9233 | 96906 | MS51957-67      | SCREW,MACHINE 10-24 X 1 . . . . .   | 4   |
| 8  | PAFZZ    | 5970-00-373-0773 | 82577 | 3310861-1       | INSULATOR,WASHER 7/32 . . . . .   | 4   |
| 9  | PAFZZ    | 4730-00-068-9641 | 01276 | 4738-12-12B     | ADAPTER,STRAIGHT,PI ,12MNPTF,12P  | 1   |
| 10   | PAFZZ    | 4810-01-518-0457 | 0BCX7 | H211GF16N5EG5   | VALVE,SOLENOID. . . . .   | 1   |
| 11   | PAFZZ    | 4730-01-305-8657 | 39428 | 4830K191        | NIPPLE,PIPE . . . . .   | 2   |
| 12   | PAFZZ    | 4730-01-517-8535 | 93061 | 207ACBH-0012    | COUPLING,PIPE . . . . .   | 1   |
| 13   | PAFZZ    | 5305-00-543-2419 | 80204 | B1821BH038C113N | SCREW,CAP,HEXAGON HEAD,<br>3/8-16 X 1 1/8. . . . .                                      | 2   |
| 14   | PAFZZ    | 5310-00-087-7493 | 96906 | MS27183-13      | WASHER,FLAT 3/8 . . . . .   | 2   |
| 15   | PAFZZ    | 4730-01-517-5353 | 04664 | 1348158         | STRAINER,SEDIMENT . . . . .   | 1   |
| 16   | PAFZZ    | 4730-00-828-8084 | 30780 | 0103-12-12      | ADAPTER,STRAIGHT,PI PIPE TO TUBE  | 2   |
| 17   | PAFZZ    | 4730-01-114-8326 | 56161 | 10557954-2      | ADAPTER,STRAIGHT TUBE TO HOSE .   | 2   |
| 18   | MFFZZ    |                  | 04664 | 831-8-120       | HOSE,SUPPLY MAKE FROM P/N 611-6,<br>CAGE 98441,APPROX 120 IN. LG. . . . .               | 1   |
| 19   | PAFZZ    | 5310-01-054-4644 | 06032 | 2100-0123-001   | NUT,PLAIN,HEXAGON 3/8-16. . . . .   | 2   |
| 20   | PAFZZ    | 5310-00-926-5877 | 96906 | MS35338-160     | WASHER,LOCK 3/8. . . . .  | 2   |
| 21   | PAFZZ    |                  | 04664 | 1346477         | BRKT,WINDSHIELD . . . . .   | 1   |
| 22   | MFFZZ    |                  | 04664 | 944035-35       | TUBING,NONMETALLIC MAKE FROM P/<br>N NT10006BK, CAGE 01276,APPROX 35<br>IN. LG. . . . . | 1   |
| 23   | PAFZZ    | 4730-00-777-6681 | 30780 | 6CBI2B          | ELBOW,PIPE TO TUBE. . . . .   | 1   |
| 24   | PAFZZ    | 5325-01-394-2414 | 78276 | ALS7-420-165    | INSERT,SCREW THREAD 1/4-20. . . . .   | 1   |
| 25   | PAFZZ    | 5310-00-761-6882 | 96906 | MS51967-2       | NUT,PLAIN,HEXAGON 1/4-20. . . . .   | 4   |
| 26   | PAFZZ    | 4730-00-497-8280 | 19200 | 12604244-143    | ADAPTER,STRAIGHT TUBE TO HOSE .   | 1   |
| 27   | PAFZZ    | 4730-00-813-9611 | 96906 | MS51500-B8      | ADAPTER,STRAIGHT,PI PIPE TO TUBE  | 1   |
| 28   | PAFZZ    | 4730-01-517-4951 | 04664 | 51-4002         | STRAINER,SEDIMENT . . . . .   | 1   |
| 29   | PAFZZ    | 4730-00-188-1864 | 81346 | A733S-49CFB     | NIPPLE,PIPE . . . . .   | 2   |

| (1)      | (2)      | (3)              | (4)   | (5)           | (6)   | (7) |
|----------|----------|------------------|-------|---------------|---|-----|
| ITEM NO. | SMR CODE | NSN              | CAGEC | PART NUMBER   | DESCRIPTION AND USABLE ON CODES (UOC)                             | QTY |
| 30       | PFFZZ    |                  | 04664 | 1207294       | BRACKET,MOUNTING WINDSHIELD...                                    | 1   |
| 31       | PAFZZ    | 4730-00-277-7331 | 93061 | 2203P-6       | TEE,PIPE .....  | 1   |
| 32       | PAFZZ    | 4730-00-322-8457 | 96906 | MS51500A6-6   | ADAPTER,STRAIGHT PIPE TO TUBE ..                                  | 1   |
| 33       | PAFZZ    | 4730-00-588-2614 | 30780 | 30682-6-6B    | ADAPTER,STRAIGHT TUBE TO HOSE .                                   | 2   |
| 34       | MFFZZ    |                  | 04664 | 831-6-48      | HOSE,NOZZLE,RH MAKE FROM P/N 611-6,CAGE 98441,APPROX 48 IN. LG. . | 1   |
| 35       | MFFZZ    |                  | 04664 | 831-6-72      | HOSE,NOZZLE,RH MAKE FROM P/N 611-6,CAGE 98441,APPROX 72 IN. LG. . | 1   |
| 36       | PAFZZ    | 4730-00-833-4613 | 30780 | 6-6CBTXB      | ELBOW,PIPE TO TUBE .....  | 1   |
| 37       | PAFZZ    | 5310-00-761-6882 | 96906 | MS51967-2     | NUT,PLAIN,HEXAGON 1/4-21 .....                                    | 4   |
| 38       | PAFZZ    | 5310-00-883-9417 | 80205 | MS35338-158   | WASHER,LOCK 1/4 .....   | 4   |
| 39       | PAFZZ    | 5310-00-823-8804 | 96906 | MS27183-9     | WASHER,FLAT 1/4 .....   | 8   |
| 40       | PFFZZ    |                  | 04664 | 1203963       | BRACKET,MOUNTING WINDSHIELD...                                    | 2   |
| 41       | PAFZZ    | 4730-00-231-3065 | 88041 | 811CT6        | ELBOW,PIPE TO TUBE .....  | 1   |
| 42       | PAFZZ    | 4730-01-164-3365 | 93061 | 207ACBH-4     | COUPLING,PIPE .....   | 1   |
| 43       | PAFZZ    | 5305-00-988-1727 | 80205 | MS35206-283   | SCREW,MACHINE 1/4-20 X 1 .....                                    | 4   |
| 44       | PAFZZ    | 4730-01-518-5386 | 82247 | H1/4U-11020   | NOZZLE,SPRAY,FLUID- 1/4 BRASS ....                                | 2   |
| 45       | PAFZZ    | 4730-01-518-0491 | 82247 | 36275-1/4X1/4 | ADAPTER,STRAIGHT .....  | 2   |
| 46       | PAFZZ    | 4730-00-511-1677 | 93061 | 207ACBH-6     | COUPLING,PIPE .....   | 1   |
| 47       | PAFZZ    | 4730-01-452-3277 | 93061 | 68C-4-4       | ADAPTER,STRAIGHT PIPE TO TUBE ..                                  | 1   |

END OF FIGURE



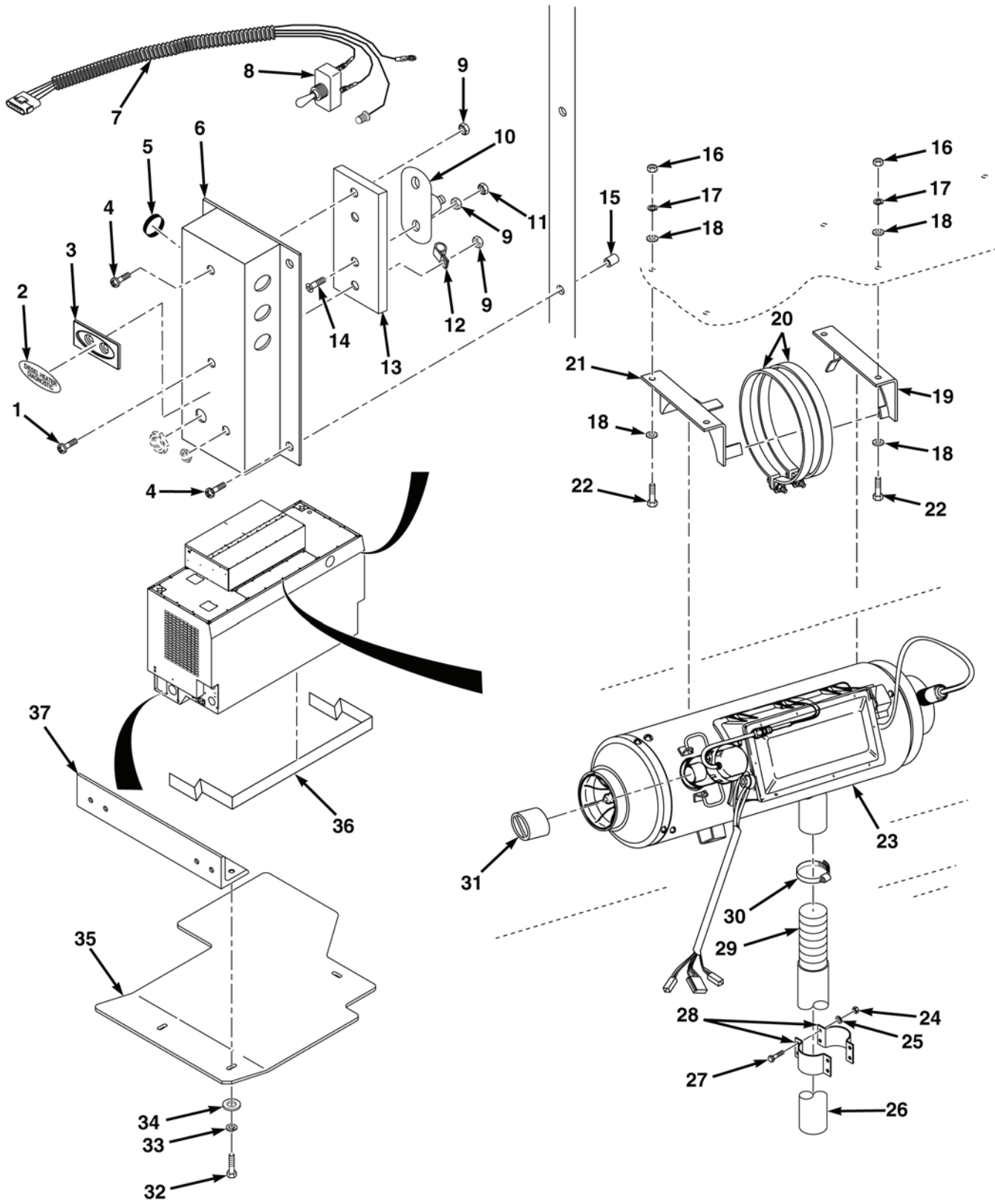


FIG. 173 PUMP HOUSE HEATER INSTALLATION

| (1)      | (2)      | (3)              | (4)   | (5)             | (6)   | (7) |
|----------|----------|------------------|-------|-----------------|---|-----|
| ITEM NO. | SMR CODE | NSN              | CAGEC | PART NUMBER     | DESCRIPTION AND USABLE ON CODES (UOC)   | QTY |
|          |          |                  |       |                 | GROUP 7651 HEATER ASSEMBLY,<br>REAR COMPARTMENT<br>FIG. 173 PUMP HOUSE HEATER<br>INSTALLATION |     |
| 1        | PAFZZ    | 5305-00-984-6214 | 80205 | MS35206-267     | SCREW,MACHINE 10-24 X 1.0. ....   | 1   |
| 2        | PAFZZ    | 9905-01-519-3387 | 04664 | 1253082-0003    | PLATE,IDENTIFICATIO DIESEL HEATER<br>DIAG .....   | 1   |
| 3        | PAFZZ    | 2590-01-517-3439 | 04664 | 1091733-0014    | BEZEL,AUTOMOTIVE TRIM .....   | 1   |
| 4        | PAFZZ    | 5305-00-050-9231 | 96906 | MS51957-65      | SCREW,MACHINE 10-24 X .75. ....   | 3   |
| 5        | PAFZZ    |                  | 04664 | 81-1021-0017    | GROMMET,NONMETALIC 5/8" .....   | 1   |
| 6        | PFFZZ    |                  | 04664 | 1341838         | BRACKET,HOUSING KLIXON SWITCH .   | 1   |
| 7        | PAFZZ    |                  | 3NZK0 | CA 1 60 807-001 | HARNES,SWITCH INC. SWITCH AND<br>DIAG. LED .....  | 1   |
| 8        | PAFZZ    |                  | 04664 | 64-6636         | SWITCH,TOGGLE,SEALE .....   | 1   |
| 9        | PAFZZ    | 5310-00-208-1918 | 88044 | AN365-1024A     | NUT,SELF-LOCKING 10-24. ....  | 4   |
| 10       | PAFZZ    |                  | 3NZK0 | 44-3795         | SWITCH,KLIXON TEMP CONTROL ....   | 1   |
| 11       | PAFZZ    |                  | 3A054 | 90675A011       | NUT,KEPS,LOCK 10-24UNC. ....  | 1   |
| 12       | PAFZZ    | 5340-00-385-8820 | 75272 | C0V0909         | CLAMP,LOOP 1/2" .....   | 1   |
| 13       | PAFZZ    | 5340-01-517-5868 | 04664 | 1280513         | PLATE,MOUNTING .....  | 1   |
| 14       | PAFZZ    | 5305-00-984-6212 | 80205 | MS35206-265     | SCREW,MACHINE 10-24 X .75. ....   | 2   |
| 15       | PAFZZ    | 5325-01-411-0066 | 78276 | ALS4-1024-130   | INSERT,SCREW THREAD 10-24 .....   | 2   |
| 16       | PAFZZ    | 5310-01-477-8639 | 39428 | 90640A131       | NUT,SELF-LOCKING .375. ....   | 4   |
| 17       | PAFZZ    | 5310-00-004-5033 | 80205 | MS35338-46      | WASHER,LOCK .375. ....  | 4   |
| 18       | PAFZZ    | 5310-00-087-7493 | 96906 | MS27183-13      | WASHER,FLAT 3/8 .....   | 4   |
| 19       | PFFZZ    | 2540-12-171-3411 | D8435 | 251244050002    | BRACKET,MOUNTING .....  | 1   |
| 20       | PAFZZ    | 5340-12-171-2845 | D8435 | 102062192209    | CLAMP,LOOP .....  | 2   |
| 21       | PFFZZ    | 2540-12-346-1912 | D8435 | 251728050001    | BRACKET,MOUNTING .....  | 1   |
| 22       | PAFZZ    | 5305-00-068-0510 | 80204 | B1821BH038C100N | SCREW,CAP,HEXAGON .375-16 X 1.0. .  | 4   |
| 23       | PAFZZ    | 2540-12-360-5948 | D8435 | 251891000000    | HEATER,VEHICULAR,CO 24 V. ....  | 1   |
| 24       | PAFZZ    | 5310-01-466-7850 | 5T389 | H001145         | NUT,SELF-LOCKING .312. ....   | 1   |
| 25       | PAFZZ    | 5310-00-081-4219 | 96906 | MS27183-12      | WASHER,FLAT .312 .....  | 1   |
| 26       | PAFZZ    | 4720-01-517-5328 | 04664 | 42-0985-36      | SHEATH,FIRE HOSE MAKE FROM P/N<br>FS-F-32,CAGE 87373. APPROX 36 IN.<br>LG. ....               | 4   |
| 27       | PAFZZ    | 5305-01-082-0049 | 11939 | 93543216        | SCREW,CAP,HEX HEAD .312-18 X 1. .   | 1   |
| 28       | PAFZZ    |                  | 04664 | 1471086-0003    | CLAMP,HOSE .....  | 2   |
| 29       | PAFZZ    | 4720-12-351-2042 | D8435 | 36061381        | HOSE,METALLIC. ....   | 1   |
| 30       | PAFZZ    | 4730-01-273-3671 | 81646 | 6428            | CLAMP,HOSE .....  | 1   |

| (1)      | (2)      | (3)              | (4)   | (5)             | (6)                                   | (7) |
|----------|----------|------------------|-------|-----------------|---------------------------------------|-----|
| ITEM NO. | SMR CODE | NSN              | CAGEC | PART NUMBER     | DESCRIPTION AND USABLE ON CODES (UOC) | QTY |
| 31       | PAFZZ    | 2990-12-351-0797 | D8435 | 251766050001    | CONNECTOR,EXHAUST P.....              | 1   |
| 32       | PAFZZ    | 5305-00-068-0510 | 80204 | B1821BH038C100N | SCREW,CAP,HEXAGON .375-16 X 1.0..     | 3   |
| 33       | PAFZZ    | 5310-00-926-5877 | 96906 | MS35338-160     | WASHER,LOCK .375.....                 | 3   |
| 34       | PAFZZ    | 5310-00-087-7493 | 96906 | MS27183-13      | WASHER,FLAT 5/16 .....                | 3   |
| 35       | PAFZZ    | 5999-01-517-8940 | 04664 | 1365300         | HEAT SINK,ELECTRICA UNDER PUMP.       | 1   |
| 36       | PAFZZ    | 5330-01-517-8528 | 2L480 | ED-5340         | SEAL,NONMETALLIC SP .....             | 1   |
| 37       | PFFZZ    |                  | 04664 | 1365299         | BRACKET,MOUNTING HEAT PAN .....       | 1   |

END OF FIGURE





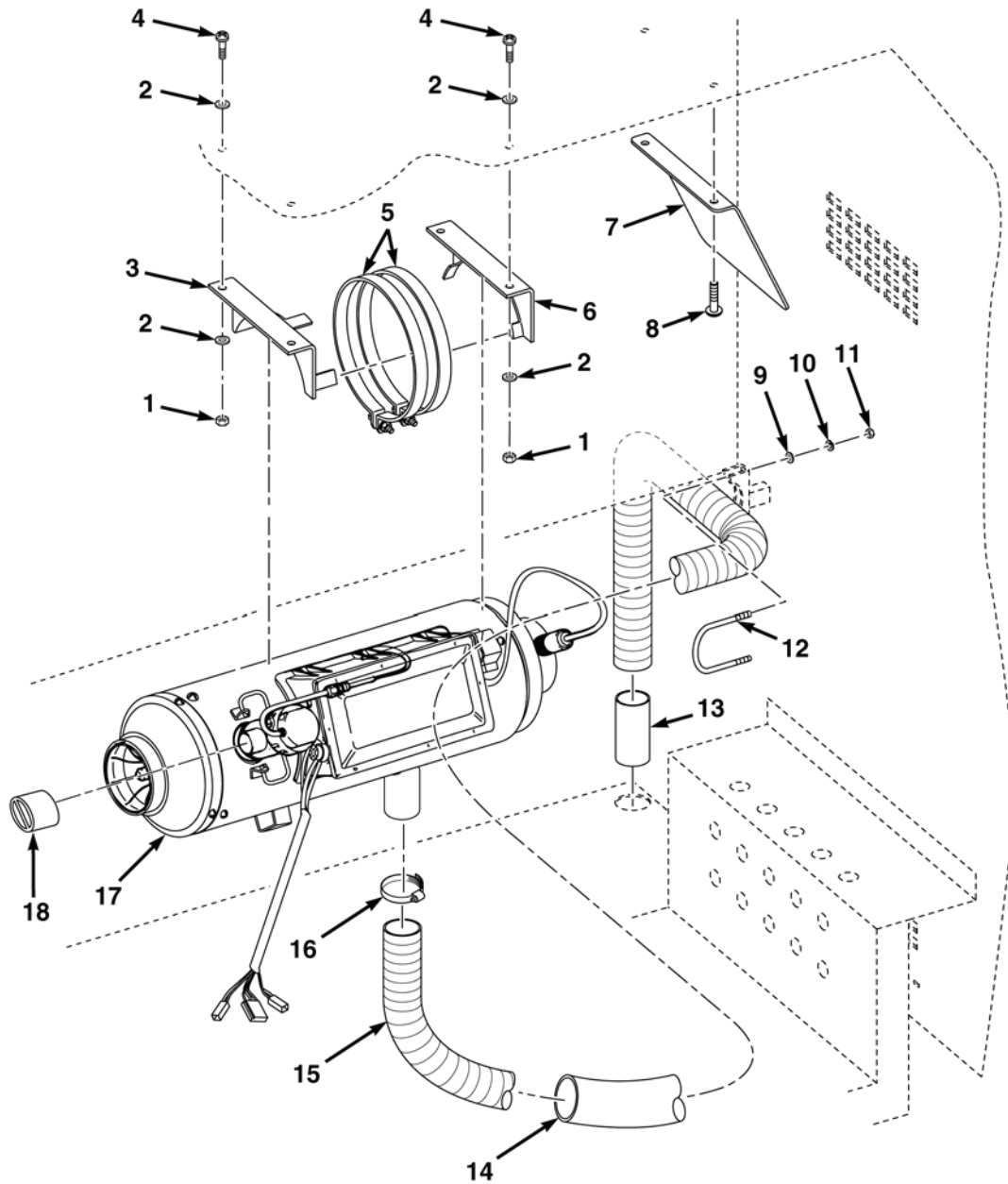


FIG. 174 REAR COMPARTMENT HEATER INSTALLATION

| (1)      | (2)      | (3)              | (4)   | (5)           | (6)   | (7) |
|----------|----------|------------------|-------|---------------|---|-----|
| ITEM NO. | SMR CODE | NSN              | CAGEC | PART NUMBER   | DESCRIPTION AND USABLE ON CODES (UOC)   | QTY |
|          |          |                  |       |               | GROUP 7651 HEATER ASSEMBLY,<br>REAR COMPARTMENT<br>FIG. 174 REAR COMPARTMENT<br>HEATER INSTALLATION |     |
| 1        | PAFZZ    | 5310-01-477-8639 | 39428 | 90640A131     | NUT,SELF-LOCKING .375-16 . . . . .  | 4   |
| 2        | PAFZZ    | 5310-00-087-7493 | 96906 | MS27183-13    | WASHER,FLAT 3/8 . . . . .   | 4   |
| 3        | PFFZZ    | 2540-12-346-1912 | D8435 | 251728050001  | BRACKET,MOUNTING . . . . .  | 1   |
| 4        | PAFZZ    | 5305-00-051-0852 | 96906 | MS51957-111   | SCREW,MACHINE .375-16 X 1.00 . . . . .  | 4   |
| 5        | PAFZZ    | 5340-12-171-2845 | D8435 | 102062192209  | CLAMP,LOOP . . . . .  | 2   |
| 6        | PFFZZ    | 2540-12-171-3411 | D8435 | 251244050002  | BRACKET,MOUNTING . . . . .  | 1   |
| 7        | PFFZZ    |                  | 04664 | 1217894       | DEFLECTOR,AIR REAR COMPT . . . . .  | 1   |
| 8        | PAFZZ    | 5305-00-855-0957 | 45152 | 2477HX        | SCREW,TAPPING . . . . .   | 2   |
| 9        | PAFZZ    | 5310-00-809-3078 | 96906 | MS27183-11    | WASHER,FLAT 5/16 . . . . .  | 6   |
| 10       | PAFZZ    | 5310-00-407-9566 | 80205 | MS35338-45    | WASHER,LOCK 5/16. . . . .   | 6   |
| 11       | PAFZZ    | 5310-00-245-3615 | 80205 | MS35649-2314  | NUT,PLAIN,HEXAGON 5/16-18. . . . .  | 6   |
| 12       | PAFZZ    | 5306-01-209-0504 | 80205 | NAS3105-12-12 | BOLT,U. . . . .   | 3   |
| 13       | PAFZZ    | 2990-12-347-3145 | D8435 | 221000400200  | CONNECTOR,EXHAUST P. . . . .  | 1   |
| 14       | MFFZZ    |                  | 04664 | 42-0985-72    | SHEATH,FIRE HOSE MAKE FROM P/N<br>FS-F-32,CAGE 87373,APPROX 72 IN.<br>LG. . . . .                   | 6   |
| 15       | PAFZZ    | 4720-12-351-2042 | D8435 | 36061381      | HOSE,METALLIC. . . . .  | 1   |
| 16       | PAFZZ    | 4730-01-273-3671 | 81646 | 6428          | CLAMP,HOSE . . . . .  | 1   |
| 17       | PAFZZ    | 2540-12-360-5948 | D8435 | 251891000000  | HEATER,VEHICULAR,CO 24 V. . . . .   | 1   |
| 18       | PAFZZ    | 2990-12-351-0797 | D8435 | 251766050001  | CONNECTOR,EXHAUST P. . . . .  | 1   |
|          |          |                  |       |               | <b>END OF FIGURE</b>  |     |

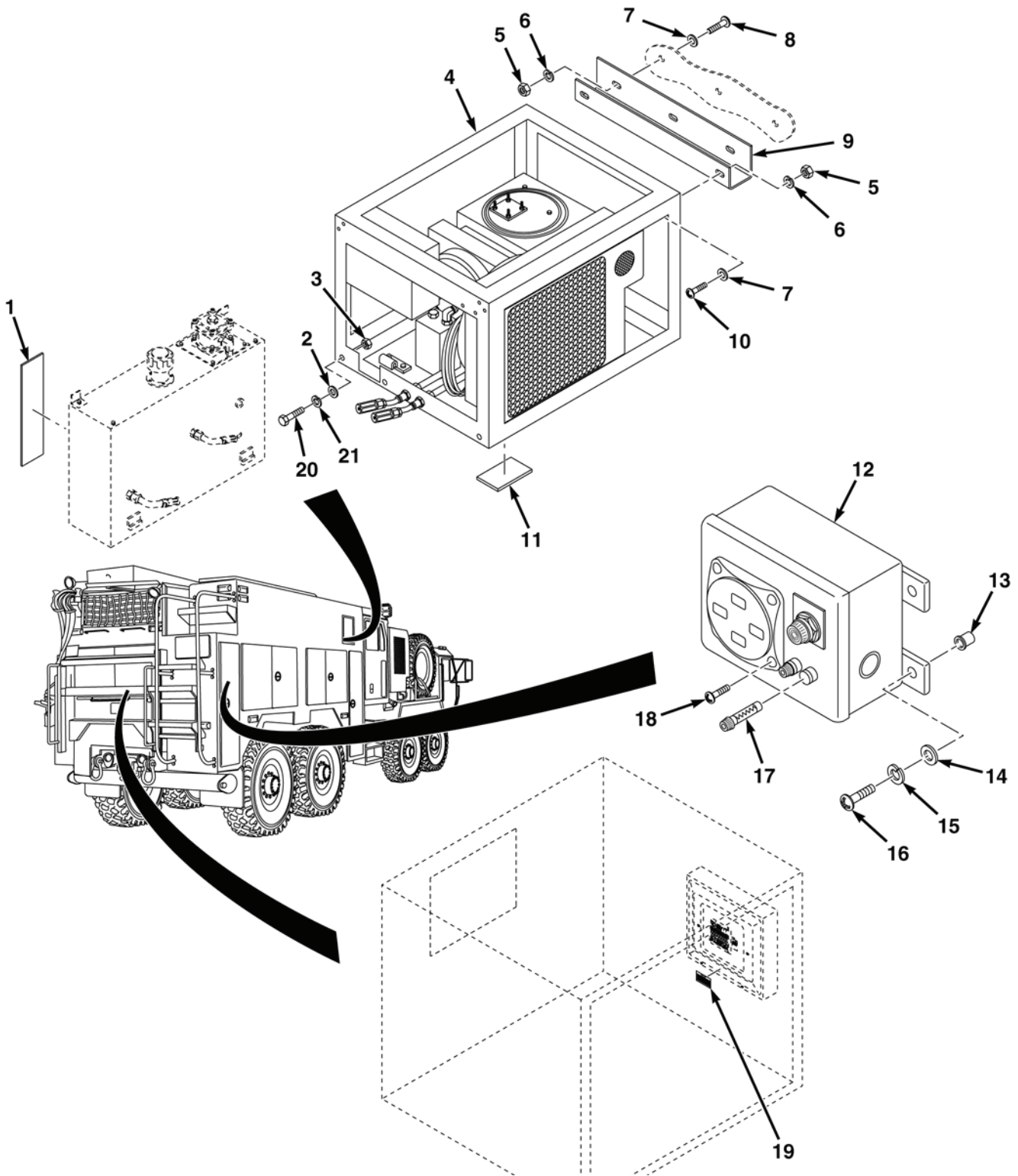


FIG. 175 GENERATOR ASSEMBLY INSTALLATION (1325750)

| (1)      | (2)      | (3)              | (4)   | (5)             | (6)   | (7) |
|----------|----------|------------------|-------|-----------------|---|-----|
| ITEM NO. | SMR CODE | NSN              | CAGEC | PART NUMBER     | DESCRIPTION AND USABLE ON CODES (UOC)   | QTY |
|          |          |                  |       |                 | GROUP 7653 GENERATOR<br>FIG. 175 GENERATOR ASSEMBLY<br>INSTALLATION (1325750)       |     |
| 1        | MFFZZ    |                  | 04664 | CV0200-2        | RUBBER,BLACK,13 IN. MAKE FROM P/ N MILR3065GRSC615-125, CAGE 81349,APPROX 2 IN. LG. | 2   |
| 2        | PFFZZ    | 5310-01-480-4250 | 56976 | 20-103          | WASHER,FLAT . . . . .   | 3   |
| 3        | PFFZZ    | 5310-01-154-3381 | 96046 | 4150            | NUT . . . . .   | 3   |
| 4        | PFFFZ    | 6115-01-517-4958 | 04664 | 1324605         | GENERATOR,DIRECT CU . . . . .   | 1   |
| 5        | PAFZZ    | 5310-01-054-4644 | 06032 | 2100-0123-001   | NUT,PLAIN,HEXAGON 3/8-16. . . . .   | 5   |
| 6        | PAFZZ    | 5310-00-926-5877 | 96906 | MS35338-160     | WASHER,LOCK 3/8. . . . .  | 5   |
| 7        | PAFZZ    | 5310-00-087-7493 | 96906 | MS27183-13      | WASHER,FLAT 3/8 . . . . .   | 5   |
| 8        | PAFZZ    | 5305-00-725-2317 | 80204 | B1821BH038C150N | SCREW,CAP,HEXAGON HEAD,<br>3/8-16 X 1 1/2. . . . .                                  | 2   |
| 9        | PFFZZ    |                  | 04664 | 1355912         | ANGLE,MOUNTING . . . . .  | 1   |
| 10       | PAFZZ    | 5305-00-068-0510 | 80204 | B1821BH038C100N | SCREW,CAP,HEXAGON HEAD,<br>3/8-16 X 1. . . . .                                      | 2   |
| 11       | MFFZZ    |                  | 04664 | 943125-3        | STRIP,RUBBER MAKE FROM P/N SK60-16X3X50,CAGE 0ABC1,APPROX 3 IN. LG. . . . .         | 4   |
| 12       | PAFZZ    | 6625-01-521-3923 | 54280 | FROG-D          | INDICATOR,DIGITAL D METER DIGITAL   | 1   |
| 13       | PAFZZ    | 5325-01-414-7133 | 78276 | ALS7-1024-225   | INSERT,SCREW THREAD 10-24 . . . . .   | 4   |
| 14       | PAFZZ    | 5310-00-765-3197 | 96906 | MS27183-41      | WASHER,FLAT 10 . . . . .  | 4   |
| 15       | PAFZZ    | 5310-00-045-3296 | 80205 | MS35338-43      | WASHER,LOCK #10 . . . . .   | 4   |
| 16       | PAFZZ    | 5305-00-059-3661 | 80205 | MS51958-65      | SCREW,MACHINE 10-24 X 3/4. . . . .  | 4   |
| 17       | PAFZZ    | 5920-01-459-3847 | 81495 | 1223-299        | FUSE,CARTRIDGE AGC-10 . . . . .   | 2   |
| 18       | PAFZZ    | 5305-00-050-9226 | 96906 | MS51957-60      | SCREW,MACHINE 10-24 X 5/16. . . . .   | 4   |
| 19       | PAFZZ    |                  | 04664 | 91-9023-0078    | LABEL,AC SUPPLY SPE. . . . .  | 1   |
| 20       | PAFZZ    | 5305-01-470-0966 | 50024 | 21513725        | SCREW,CAP,HEXAGON H . . . . .   | 3   |
| 21       | PAFZZ    | 5310-00-004-5033 | 80205 | MS35338-46      | WASHER,LOCK. . . . .  | 3   |
|          |          |                  |       |                 | <b>END OF FIGURE</b>  |     |

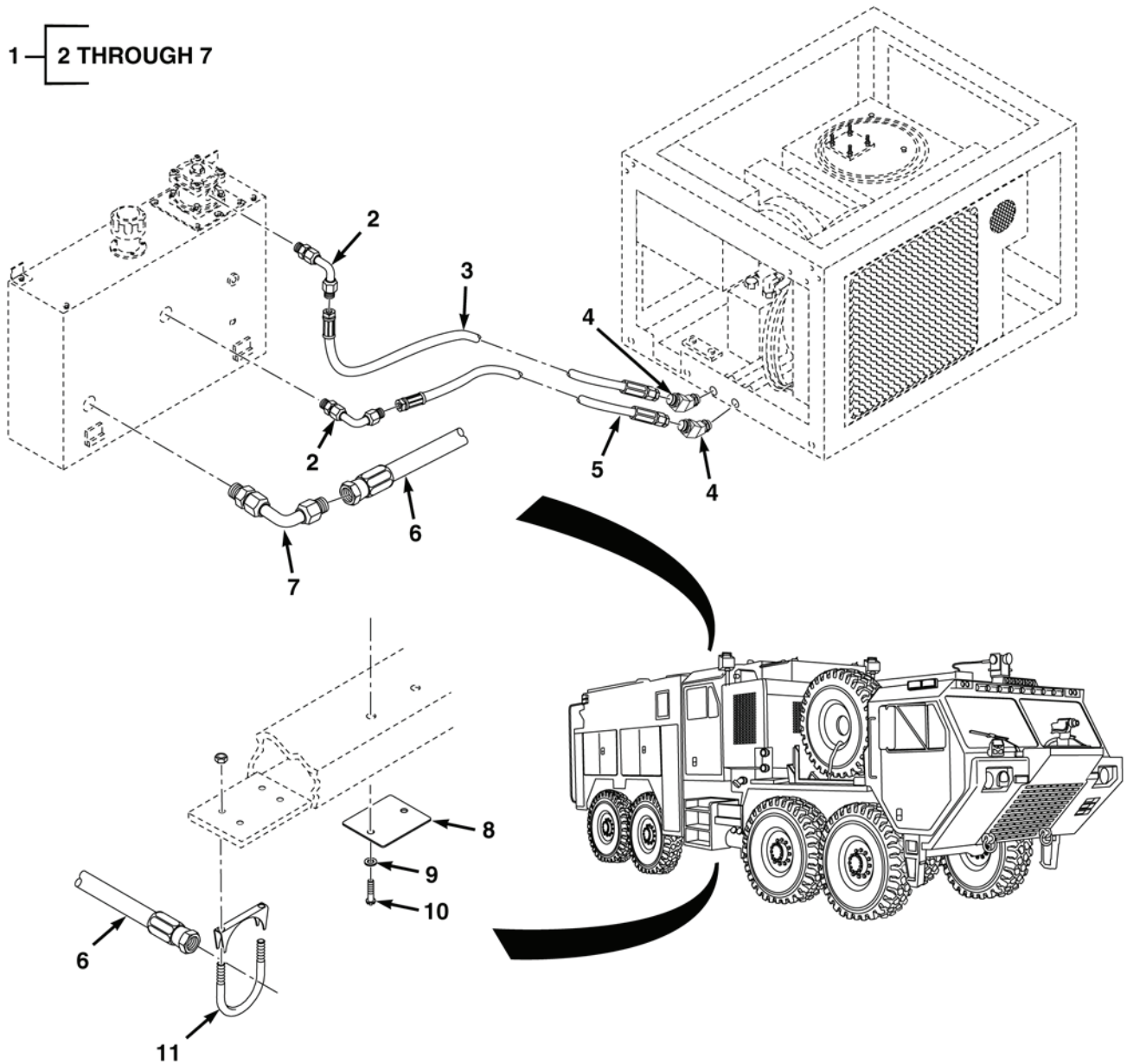


FIG. 176 HYDRAULIC GENERATOR LINES AND FITTINGS

| (1)  | (2)      | (3)              | (4)   | (5)           | (6)  | (7) |
|--|----------|------------------|-------|---------------|--|-----|
| ITEM NO.   | SMR CODE | NSN              | CAGEC | PART NUMBER   | DESCRIPTION AND USABLE ON CODES (UOC)                      | QTY |
| GROUP 7653 GENERATOR<br>FIG. 176 HYDRAULIC GENERATOR<br>LINES AND FITTINGS |          |                  |       |               |  |     |
| 1  | PAFZZ    |                  | 04664 | 1556396       | HOSE/FITTING KIT GENERATOR . . . . .                       | 1   |
| 2  | PAFZZ    | 4730-01-195-3805 | 98441 | 39T3-8-8      | . ELBOW,TUBE PART OF KIT P/N<br>1556396 . . . . .          | 2   |
| 3  | PAFZZ    | 4720-01-516-9306 | 04664 | 1366268-0002  | . HOSE ASSEMBLY,NONME PART OF<br>KIT P/N 1556396 . . . . . | 1   |
| 4  | PAFZZ    | 4730-01-270-2477 | 30780 | 8V6X-S        | . ELBOW,TUBE PART OF KIT P/N<br>1556396 . . . . .          | 2   |
| 5  | PAFZZ    | 4720-01-516-9309 | 04664 | 1366268-0003  | . HOSE ASSEMBLY,NONME PART OF<br>KIT P/N 1556396 . . . . . | 1   |
| 6  | PAFZZ    | 4720-01-516-9308 | 04664 | 1366268-0001  | . HOSE ASSEMBLY,NONME PART OF<br>KIT P/N 1556396 . . . . . | 1   |
| 7  | PAFZZ    | 4730-00-313-0825 | 87373 | 39T3-16-16    | . ELBOW,TUBE PART OF KIT P/N<br>1556396 . . . . .          | 1   |
| 8  | PAFZZ    |                  | 04664 | 1365743       | TAG,GENERATOR OIL D. . . . .                               | 1   |
| 9  | PAFZZ    | 5310-00-765-3197 | 96906 | MS27183-41    | WASHER,FLAT 3/16 . . . . .                                 | 2   |
| 10   | PAFZZ    | 5305-00-855-0964 | 80205 | MS24629-48    | SCREW,TAPPING . . . . .                                    | 2   |
| 11   | PAFZZ    | 5306-01-367-9253 | 80205 | NAS3104-10-10 | BOLT,U. . . . .  | 2   |
| <b>END OF FIGURE</b>   |          |                  |       |               |  |     |

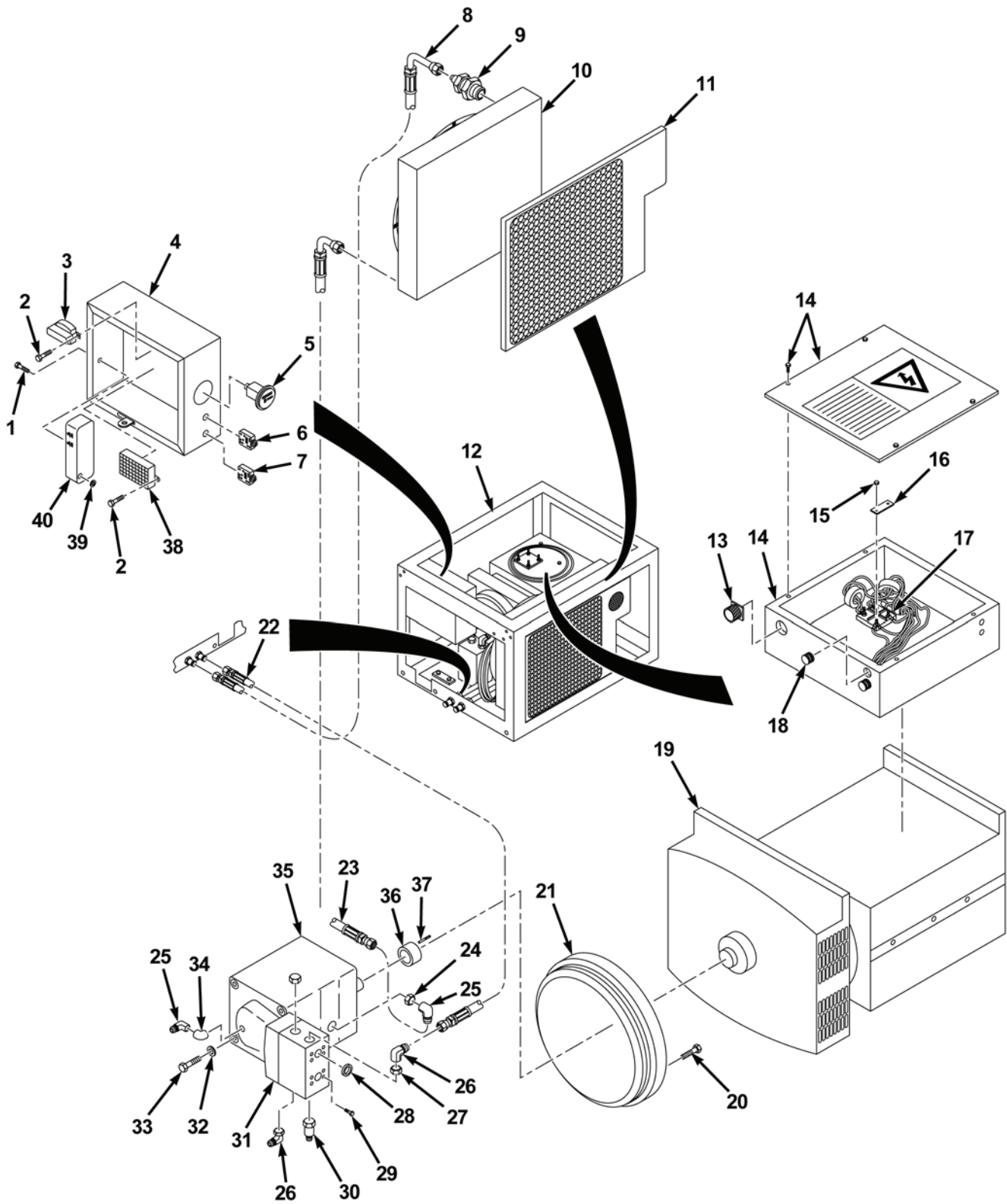


FIG. 177 HYDRAULIC GENERATOR



| (1)      | (2)      | (3)              | (4)   | (5)                | (6)  | (7) |
|----------|----------|------------------|-------|--------------------|--|-----|
| ITEM NO. | SMR CODE | NSN              | CAGEC | PART NUMBER        | DESCRIPTION AND USABLE ON CODES (UOC)                | QTY |
|          |          |                  |       |                    | GROUP 7653 GENERATOR<br>FIG. 177 HYDRAULIC GENERATOR |     |
| 1        | PAFZZ    | 5305-00-984-6224 | 80205 | MS35206-237        | SCREW,MACHINE 6-32 X 1 3/4 . . . . .                 | 2   |
| 2        | PAFZZ    | 5305-00-984-4992 | 80205 | MS35206-232        | SCREW,MACHINE 6-32 X 3/4. . . . .                    | 4   |
| 3        | PAFZZ    | 5925-01-286-9299 | 77342 | W58XB1A4A-30       | CIRCUIT BREAKER 30 AMP. . . . .                      | 1   |
| 4        | PFFZZ    |                  | 74545 | RSC080804          | BOX,CONTROL . . . . .                                | 1   |
| 5        | PAFZZ    | 6645-00-831-6826 | 81349 | M3971/2-5          | METER,TIME TOTALIZI. . . . .                         | 1   |
| 6        | PAFZZ    | 5925-00-883-0090 | 77342 | W58XB1A4A-3        | CIRCUIT BREAKER 3 AMP. . . . .                       | 1   |
| 7        | PAFZZ    | 5925-01-286-9299 | 77342 | W58XB1A4A-30       | CIRCUIT BREAKER 30 AMP. . . . .                      | 1   |
| 8        | PAFZZ    | 4720-01-522-1439 | 3MRG5 | CR08-36-48/50      | HOSE ASSEMBLY,NONME MOTOR<br>RETURN . . . . .        | 1   |
| 9        | PAFZZ    | 4730-01-160-8202 | 00624 | 221501-16-8S       | REDUCER,TUBE. . . . .                                | 2   |
| 10       | PFFZZ    |                  | 3MRG5 | WO560-2140         | COOLER ASSEMBLY INC FAN<br>ASSEMBLY . . . . .        | 1   |
| 11       | PFFZZ    |                  | 3MRG5 | BH550-1452         | PANEL,FRONT . . . . .                                | 1   |
| 12       | PFFZZ    |                  | 3MRG5 | BH550-1270         | FRAME. . . . .                                       | 1   |
| 13       | PAFZZ    | 5975-01-518-1306 | 74545 | SHC-1043           | BOX CONNECTOR,ELECT. . . . .                         | 1   |
| 14       | PFFZZ    |                  | 3MRG5 | BP560-6290         | BOX,JUNCTION . . . . .                               | 1   |
| 15       | PAFZZ    | 5310-01-201-1180 | 44114 | 1060-01-113        | NUT,PLAIN,ROUND 6 MM X 1 . . . . .                   | 4   |
| 16       | PAHZZ    | 6150-01-519-5516 | 04664 | 130-20702          | BUS,CONDUCTOR . . . . .                              | 1   |
| 17       | PAHZZ    | 2920-01-520-7810 | 04664 | 130-20916          | TERMINAL BLOCK,ELEC . . . . .                        | 1   |
| 18       | PAFZZ    | 5975-01-207-0230 | 05574 | SHC-1022           | BOX CONNECTOR . . . . .                              | 2   |
| 19       | XAFZZ    |                  | 3MRG5 | NWBCI-164D         | GENERATOR 15.0 KW . . . . .                          | 1   |
| 20       | PAFZZ    | 5305-00-990-0668 | 80205 | MS16995-81         | SCREW,CAP,SOCKET HEAD,3/8-16 X 1                     | 8   |
| 21       | PAHZZ    | 5340-01-519-3925 | 3MRG5 | DT733-110          | MOUNT,RESILENT,GENE . . . . .                        | 1   |
| 22       | PAFZZ    | 4720-01-521-9587 | 3MRG5 | CR08-7-48/81       | HOSE ASSEMBLY,NONME MOTOR<br>CASE . . . . .          | 1   |
| 23       | PAFZZ    | 4720-01-522-1349 | 3MRG5 | CR08-14-48/39      | HOSE ASSEMBLY,NONME COOLER<br>OUT . . . . .          | 1   |
| 24       | PAFZZ    | 4730-00-186-3845 | 81343 | 10-8 070120CA      | ADAPTER,STRAIGHT,TU TUBE TO<br>BOSS . . . . .        | 1   |
| 25       | PAFZZ    | 4730-00-023-5163 | 81343 | 8-8 070221C        | ELBOW,TUBE . . . . .                                 | 2   |
| 26       | PAFZZ    | 4730-01-088-9643 | 81343 | 8-12 070220CA      | ELBOW,TUBE TO BOSS. . . . .                          | 2   |
| 27       | PAFZZ    | 4820-01-518-0996 | 005K6 | CV10-23-0-N-5      | VALVE,CHECK . . . . .                                | 1   |
| 28       | PAFZZ    | 5330-01-331-2063 | 77445 | 2-214              | PACKING,PREFORMED . . . . .                          | 2   |
| 29       | PAFZZ    |                  | 80205 | NAS1352-6-56       | SCREW,CAP,SOCKET HE 1/4-20 X 1. . .                  | 8   |
| 30       | PAFZZ    | 4820-01-518-0983 | 005K6 | RV50-22A-0-P-50/45 | VALVE,SAFETY RELIEF . . . . .                        | 1   |
| 31       | PAFZZ    | 4730-01-522-1657 | 3MRG5 | W0702-618A         | MANIFOLD ASSEMBLY,H . . . . .                        | 1   |

| (1)      | (2)      | (3)              | (4)   | (5)             | (6)   | (7) |
|----------|----------|------------------|-------|-----------------|---|-----|
| ITEM NO. | SMR CODE | NSN              | CAGEC | PART NUMBER     | DESCRIPTION AND USABLE ON CODES (UOC)               | QTY |
| 32       | PAFZZ    | 5310-00-584-5272 | 80205 | MS35338-48      | WASHER,LOCK 1/2 . . . . .                           | 4   |
| 33       | PAFZZ    | 5305-00-071-2070 | 80204 | B1821BH050C175N | SCREW,CAP,HEXAGON HEAD,<br>1/2-13 X 1 3/4 . . . . . | 4   |
| 34       | PAFZZ    | 4730-01-156-4835 | 01276 | 213-202702-8-8  | ADAPTER,STRAIGHT,TU . . . . .                       | 1   |
| 35       | PAHZZ    | 2540-01-519-8144 | 04664 | 1778701         | MOTOR,HYDRAULIC 30 CC . . . . .                     | 1   |
| 36       | PAFZZ    | 5365-01-520-7402 | 3MRG5 | DT733-155       | SPACER,SLEEVE . . . . .                             | 1   |
| 37       | PAHZZ    | 5315-01-519-4148 | 3MRG5 | DF110-3088      | PIN,STRAIGHT,THREAD . . . . .                       | 5   |
| 38       | PAHZZ    | 5920-01-520-5328 | 3MRG5 | MN264-3         | FUSEHOLDER,BLOCK . . . . .                          | 1   |
| 39       | PAFZZ    | 5310-00-934-9747 | 80205 | MS35649-262     | NUT,PLAIN,HEXAGON 9/64-32 . . . . .                 | 1   |
| 40       | PAFZZ    | 6110-01-518-6040 | 97520 | VR63-4C/UL      | REGULATOR,VOLTAGE . . . . .                         | 1   |

END OF FIGURE



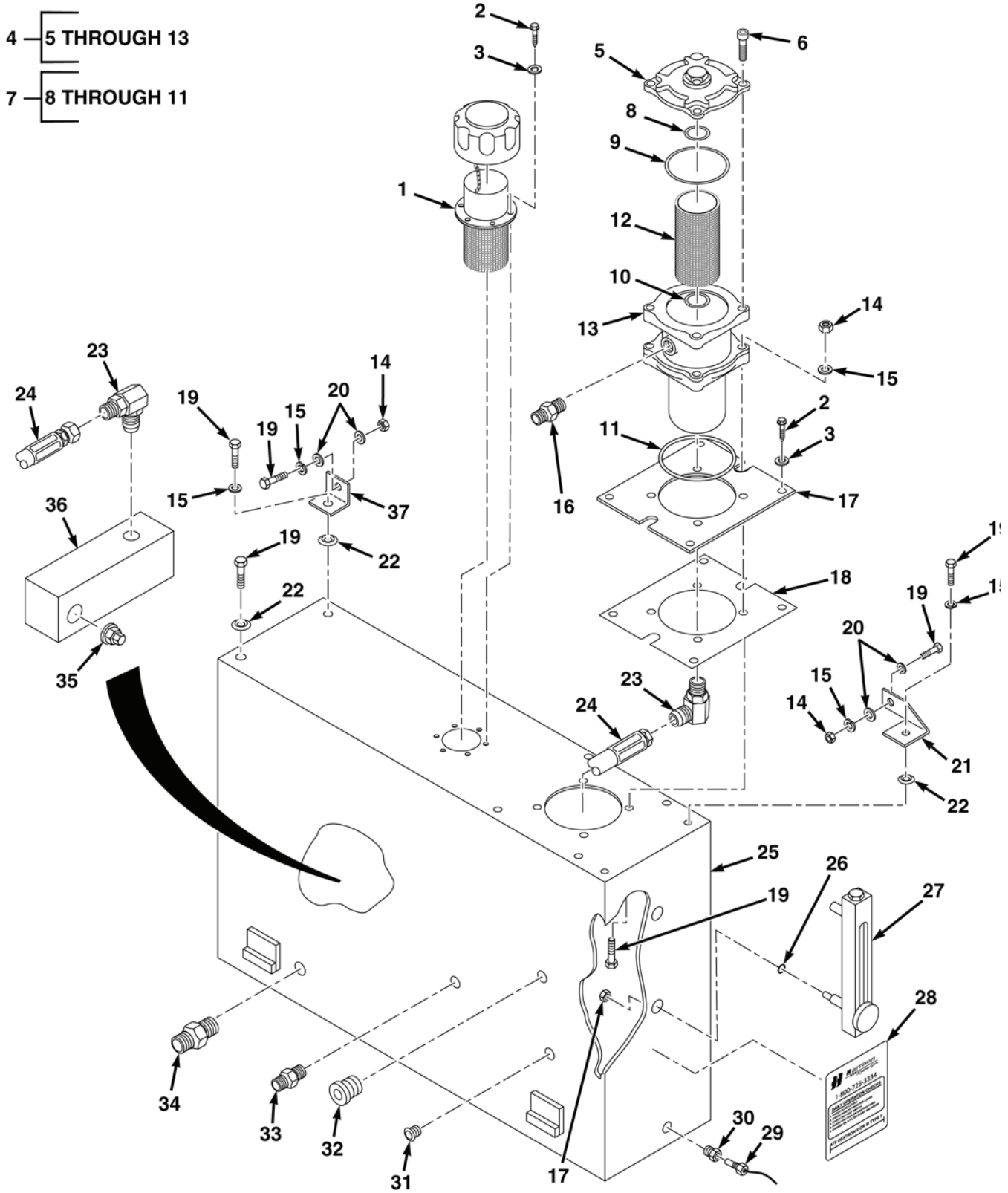


FIG. 178 HYDRAULIC GENERATOR RESERVOIR

| (1)      | (2)      | (3)              | (4)   | (5)                       | (6)   | (7) |
|----------|----------|------------------|-------|---------------------------|---|-----|
| ITEM NO. | SMR CODE | NSN              | CAGEC | PART NUMBER               | DESCRIPTION AND USABLE ON CODES (UOC)                             | QTY |
|          |          |                  |       |                           | GROUP 7653 GENERATOR<br>FIG. 178 HYDRAULIC GENERATOR<br>RESERVOIR |     |
| 1        | PAFZZ    | 2590-01-294-6075 | 97576 | 57XL-40                   | FILLER NECK,VEHICUL . . . . .                                     | 1   |
| 2        | PAFZZ    | 5305-01-021-2520 | 96906 | MS51869C15                | SCREW,TAPPING #10 X .750 . . . . .                                | 10  |
| 3        | PAFZZ    |                  | 0Y3H3 | 33163                     | WASHER,SEAL #10 . . . . .   | 10  |
| 4        | PAFZZ    | 2940-01-519-0690 | 1FLG9 | RFBN3HC110DC10A<br>1.0/12 | FILTER,FLUID . . . . .  | 1   |
| 5        | XAFZZ    | 2940-01-519-0690 | 1FLG9 | RFBN3HC110DC10A<br>1.0/12 | . FILTER,FLUID HEAD,3/16-32 X 21/32 .                             | 1   |
| 6        | PAFZZ    | 5305-00-983-6670 | 96906 | MS16998-58                | . SCREW,CAP,SOCKET .312-24 X .875 .                               | 4   |
| 7        | PAFZZ    | 5330-01-542-3232 | 59793 | 0206 2121                 | . PARTS KIT,SEAL REPLACEMENT,<br>MECHANICAL EQUIPMENT . . . . .   | 1   |
| 8        | XAFZZ    |                  | 59793 | 0206 2121XA1              | . . O-RING 18 X 2.5 BUNA O-RING . . . .                           | 1   |
| 9        | XAFZZ    |                  | 59793 | 0206 2121XA2              | . . O-RING 63.09 X 3.53 BUNA O-RING .                             | 1   |
| 10       | XAFZZ    |                  | 59793 | 0206 2121XA3              | . . O-RING 22 X 3.5 BUNA O-RING . . . .                           | 1   |
| 11       | XAFZZ    |                  | 59793 | 0206 2121XA4              | . . O-RING 82.14 X 3.53 BUNA O-RING .                             | 1   |
| 12       | PAFZZ    | 4330-01-423-6207 | 59793 | 02055990                  | . FILTER ELEMENT,FLUI 5/16. . . . .                               | 1   |
| 13       | XAFZZ    | 2940-01-519-0690 | 1FLG9 | RFBN3HC110DC10A<br>1.0/12 | . FILTER,FLUID 1/4-20 . . . . .                                   | 1   |
| 14       | PAFZZ    | 5310-00-761-6882 | 96906 | MS51967-2                 | NUT,PLAIN,HEXAGON .25-20 UNC . . . .                              | 4   |
| 15       | PAFZZ    | 5310-00-883-9417 | 80205 | MS35338-158               | WASHER,LOCK .25. . . . .  | 8   |
| 16       | PAFZZ    | 4730-00-627-2017 | 96906 | MS51500A8-12S             | ADAPTER,STRAIGHT,PI TUBE TO PIPE                                  | 1   |
| 17       | PAHZZ    | 5340-01-519-0767 | 1FLG9 | MT550-600                 | COVER,ACCESS. . . . .   | 1   |
| 18       | PAHZZ    | 5330-01-519-3918 | 3MRG5 | CT619-569                 | GASKET. . . . .   | 1   |
| 19       | PAFZZ    | 5305-00-225-3843 | 80204 | B1821BH025C100N           | SCREW,CAP,HEXAGON .25-20 X 1.00. .                                | 10  |
| 20       | PAFZZ    | 5310-00-823-8804 | 96906 | MS27183-9                 | WASHER,FLAT 1/4 . . . . .   | 4   |
| 21       | PFFZZ    |                  | 3MRG5 | BP560-3010                | BRACKET,FRONT . . . . .   | 1   |
| 22       | PAFZZ    | 5310-01-519-4149 | 39428 | 94708A413                 | WASHER,SEAL . . . . .   | 2   |
| 23       | PAFZZ    | 4730-01-088-9643 | 81343 | 8-12 070220CA             | ELBOW,TUBE TO BOSS. . . . .                                       | 2   |
| 24       | PAFZZ    | 4720-01-521-0979 | 3MRG5 | 08-21-48/48               | HOSE ASSEMBLY,NONME . . . . .                                     | 1   |
| 25       | PFFZZ    |                  | 3MRG5 | BH560-1000                | TANK . . . . .  | 1   |
| 26       | PAFZZ    | 5331-01-179-2860 | 45543 | 114-78-00-00              | O-RING . . . . .  | 2   |
| 27       | PAFZZ    | 6680-01-343-5861 | 24346 | G620-05-A-1               | INDICATOR,SIGHT,LIQ . . . . .                                     | 1   |
| 28       | PAFZZ    |                  | 3MRG5 | LG3.5X4                   | DECAL . . . . .   | 1   |
| 29       | PAFZZ    |                  | 3MRG5 | FR-0                      | SENSOR,AMBIENT TEMP . . . . .                                     | 1   |
| 30       | PAFZZ    | 4730-00-729-4930 | 30780 | 1-2X1-8PTRS               | BUSHING,PIPE . . . . .  | 1   |
| 31       | PAFZZ    | 4730-01-520-7433 | 01276 | 2222-8S                   | PLUG,PIPE 1/2 IN . . . . .  | 2   |

| (1)      | (2)      | (3)              | (4)   | (5)             | (6)  | (7) |
|----------|----------|------------------|-------|-----------------|--|-----|
| ITEM NO. | SMR CODE | NSN              | CAGEC | PART NUMBER     | DESCRIPTION AND USABLE ON CODES (UOC)          | QTY |
| 32       | PAFZZ    | 4730-00-809-9427 | 96906 | MS51500A8-8     | ADAPTER,STRAIGHT,PI .750 . . . . .             | 1   |
| 33       | PAFZZ    | 4730-00-809-9427 | 96906 | MS51500A8-8     | ADAPTER,STRAIGHT,PI PIPE TO TUBE               | 1   |
| 34       | PAFZZ    | 4730-00-930-5392 | 96906 | MS51525A16      | ADAPTER,STRAIGHT,TU TUBE TO BOSS . . . . .     | 1   |
| 35       | PAFZZ    | 4820-01-388-5238 | 8Z296 | 3C80-S          | VALVE,CHECK . . . . .                          | 1   |
| 36       | PAHZZ    | 4730-01-520-7107 | 04664 | W0990-5640      | MANIFOLD ASSEMBLY,H . . . . .                  | 1   |
| 37       | PAFZZ    | 4730-21-920-9834 | 36621 | 68PMT-4-4       | ADAPTER,STRAIGHT,PI TUBE TO PIPE               | 1   |
| 38       | PAFZZ    | 5305-00-071-2511 | 80204 | B1821BH025C200N | SCREW,CAP,HEXAGON HEAD,<br>1/4-20 X 2. . . . . | 2   |
| 39       | PFFZZ    |                  | 3MRG5 | BP560-3000      | BRACKET,REAR . . . . .                         | 1   |

END OF FIGURE



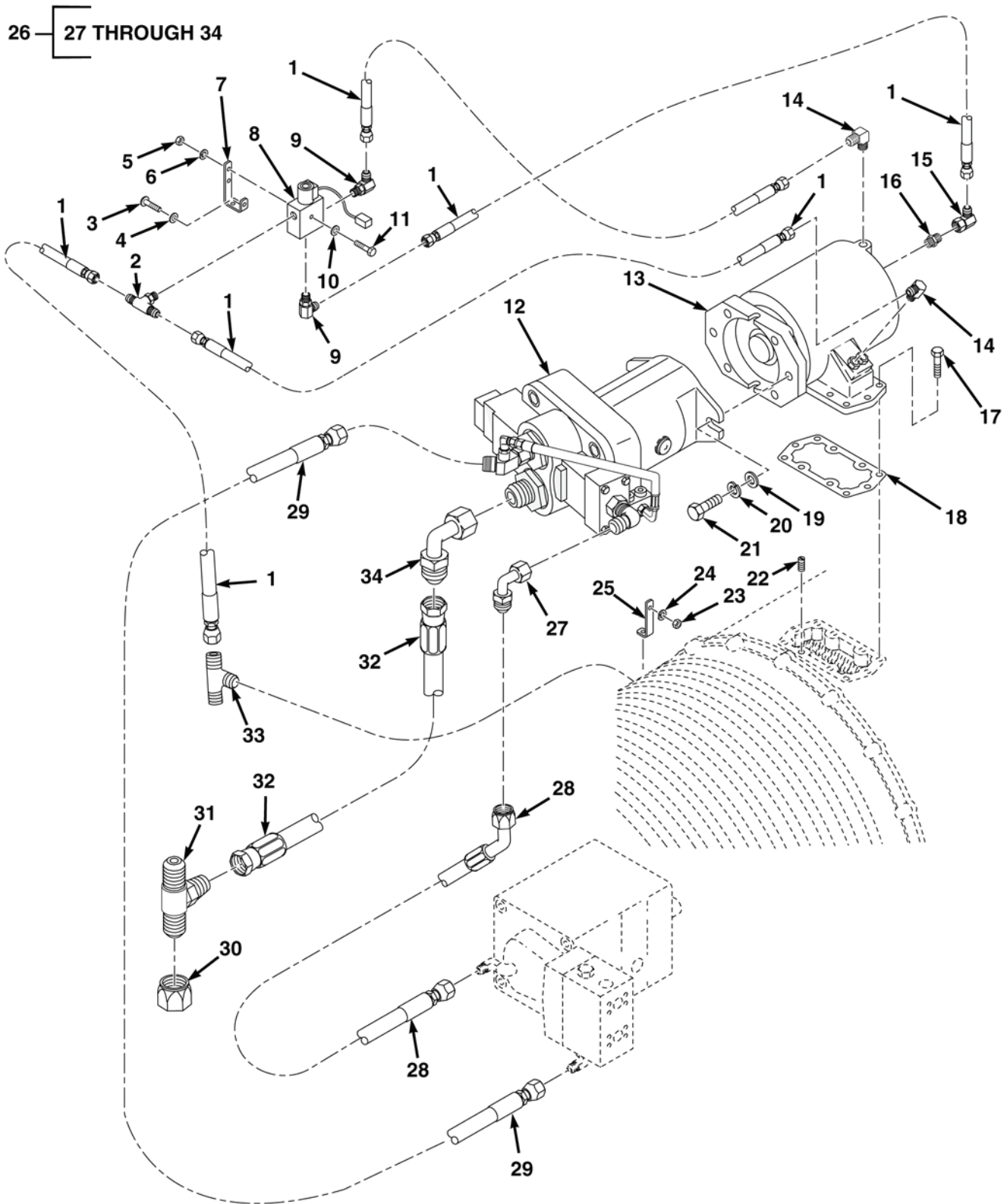


FIG. 179 PTO/HYDRAULIC GENERATOR PUMP



| (1)      | (2)      | (3)              | (4)   | (5)             | (6)  | (7) |
|----------|----------|------------------|-------|-----------------|--|-----|
| ITEM NO. | SMR CODE | NSN              | CAGEC | PART NUMBER     | DESCRIPTION AND USABLE ON CODES (UOC)                            | QTY |
|          |          |                  |       |                 | GROUP 7653 GENERATOR<br>FIG. 179 PTO/HYDRAULIC<br>GENERATOR PUMP |     |
| 1        | PAFZZ    | 4720-01-518-5413 | 06495 | 43T36274        | HOSE ASSEMBLY NONMETALLIC. ....                                  | 4   |
| 2        | PAFZZ    | 4730-01-518-3650 | 06495 | 43T36231        | TEE .....  | 1   |
| 3        | PAFZZ    | 5305-00-988-1727 | 80205 | MS35206-283     | SCREW,MACHINE .25-20 X 1.00 .....                                | 1   |
| 4        | PAFZZ    | 5310-00-823-8804 | 96906 | MS27183-9       | WASHER,FLAT 1/4 .....  | 1   |
| 5        | PAFZZ    | 5310-00-208-1918 | 88044 | AN365-1024A     | NUT,SELF-LOCKING 10-24. ....                                     | 2   |
| 6        | PAFZZ    | 5310-00-045-3296 | 80205 | MS35338-43      | WASHER,LOCK 10 .....   | 2   |
| 7        | PFFZZ    |                  | 04664 | 1283583         | BRACKET,PTO SOLENOID VALVE. ....                                 | 2   |
| 8        | PAFZZ    | 4810-01-521-7626 | 06495 | 35T37967        | VALVE ASSEMBLY MANIFOLD .....                                    | 1   |
| 9        | PAFZZ    | 4730-01-518-5381 | 06495 | 43M68014        | ELBOW,PIPE TO BOSS .....   | 3   |
| 10       | PAFZZ    | 5310-00-765-3197 | 96906 | MS27183-41      | WASHER,FLAT 10 .....   | 2   |
| 11       | PAFZZ    | 5306-00-823-5861 | 96906 | MS20074-03-34   | BOLT,MACHINE 10-24 X 3.50 .....                                  | 2   |
| 12       | PAFZZ    | 4320-01-518-2441 | 04664 | 1347146         | PUMP,HYDRAULIC .....   | 1   |
| 13       | PAFZZ    | 2520-01-517-5292 | 06495 | CS20-A1007-J3PX | DRIVE UNIT,HYDRAULI .....  | 1   |
| 14       | PAFZZ    | 4730-01-521-7630 | 06495 | 43T35867        | ELBOW,PIPE TO TUBE. ....   | 2   |
| 15       | PAFZZ    | 4730-01-159-0140 | 30780 | 4C6XSS          | ELBOW,TUBE .....   | 1   |
| 16       | PAFZZ    | 4730-01-518-5380 | 06495 | 43T37503        | ADAPTER,STRAIGHT FLUID,1/8 .....                                 | 1   |
| 17       | PAFZZ    | 5305-01-517-2866 | 06495 | 19T35778        | SCREW,CAP,SOCKET HE .....  | 8   |
| 18       | PAFZZ    | 5330-01-517-2830 | 06495 | 13T35777        | GASKET. ....   | 1   |
| 19       | PAFZZ    | 5310-00-809-5997 | 96906 | MS27183-17      | WASHER,FLAT .500 .....   | 2   |
| 20       | PAFZZ    | 5310-00-584-5272 | 80205 | MS35338-48      | WASHER,LOCK .500 .....   | 2   |
| 21       | PAFZZ    | 5305-00-732-0511 | 80204 | B1821BH050C113N | SCREW,CAP,HEXAGON .500-13 X 1.125                                | 2   |
| 22       | PAFZZ    | 5315-01-517-2837 | 06495 | 20T35779        | PIN,STRAIGHT,THREAD. ....  | 2   |
| 23       | PAFZZ    | 5310-00-761-6882 | 96906 | MS51967-2       | NUT,PLAIN,HEXAGON .25-20. ....                                   | 1   |
| 24       | PAFZZ    | 5310-00-883-9417 | 80205 | MS35338-158     | WASHER,LOCK 1/4. ....  | 1   |
| 25       | PFFZZ    |                  | 04664 | 1288504         | BRACKET,WIRE HARNES .....  | 1   |
| 26       | PAFZZ    |                  | 04664 | 1556398         | HOSE/FITTING GROUP GENERATOR .                                   | 1   |
| 27       | KFFZZ    | 4730-00-313-0820 | 98441 | 39T3-08-08      | . ELBOW,TUBE PART OF KIT P/N<br>1556398. ....                    | 1   |
| 28       | KFFZZ    |                  | 04664 | 1556398-316     | . HOSE ASSEMBLY,NONME PART OF<br>KIT P/N 1556398 .....           | 1   |
| 29       | KFFZZ    |                  | 04664 | 1556398-304     | . HOSE ASSEMBLY,NONME PART OF<br>KIT 1556398. ....               | 1   |
| 30       | KFFZZ    | 4730-01-517-8527 | 30780 | 16FNTX          | . CAP,TUBE PART OF KIT P/N 1556398.                              | 1   |
| 31       | KFFZZ    | 4730-01-517-8526 | 93061 | 16WJTX-WLN-S    | . TEE,TUBE PART OF KIT P/N 1556398.                              | 1   |

| (1)      | (2)      | (3)              | (4)   | (5)         | (6)  | (7) |
|----------|----------|------------------|-------|-------------|--|-----|
| ITEM NO. | SMR CODE | NSN              | CAGEC | PART NUMBER | DESCRIPTION AND USABLE ON CODES (UOC)                | QTY |
| 32       | KFFZZ    |                  | 04664 | 1556398-174 | . HOSE ASSEMBLY, NONME PART OF KIT P/N 1556398 ..... | 1   |
| 33       | KFFZZ    | 4730-00-618-5382 | 96906 | MS51523A4   | . TEE, TUBE PART OF KIT P/N 1556398.                 | 1   |
| 34       | KFFZZ    | 4730-00-313-0825 | 87373 | 39T3-16-16  | . ELBOW, TUBE PART OF KIT P/N 1556398 .....          | 1   |

END OF FIGURE



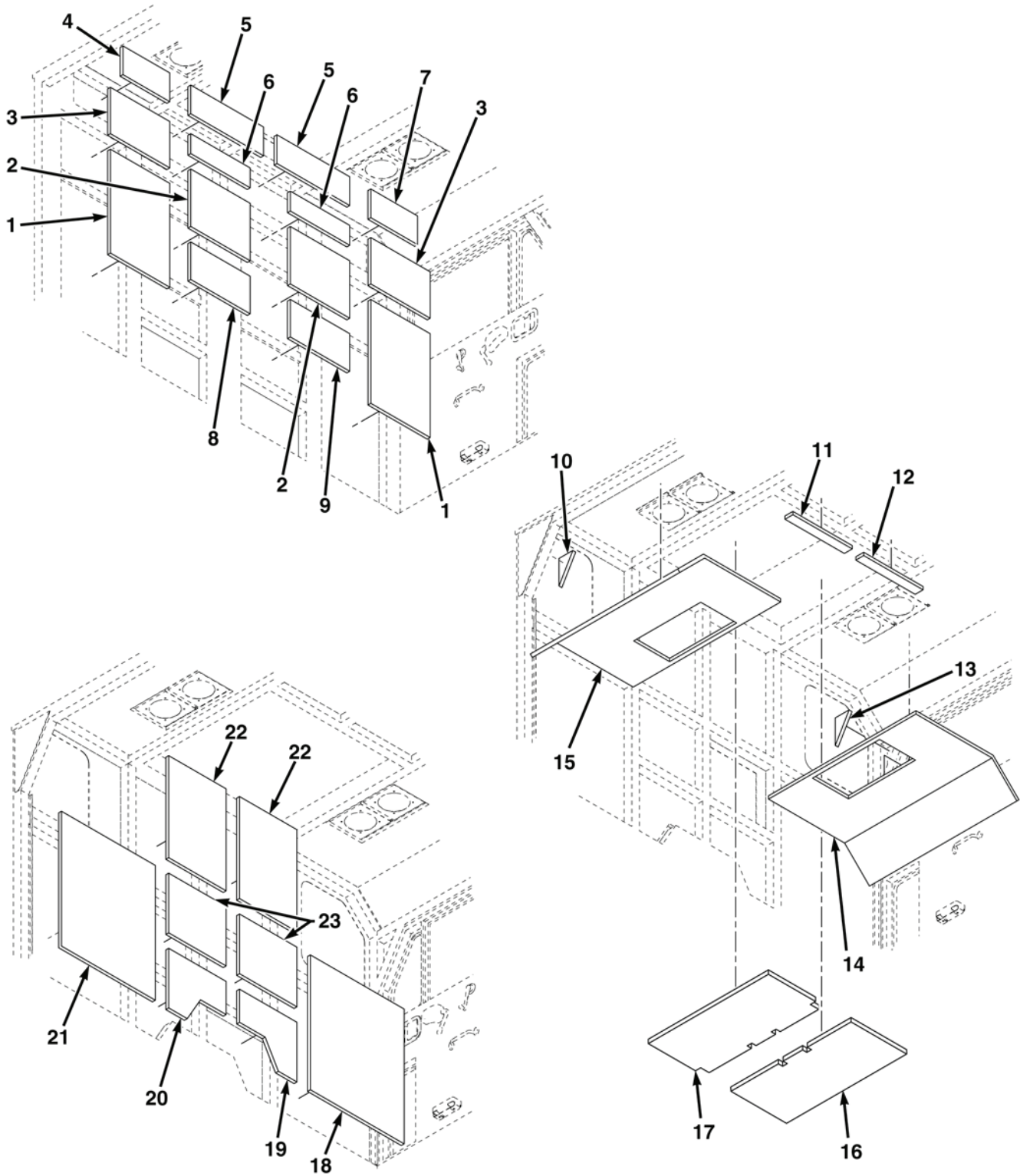


FIG. 180 CREW CAB INSULATION

| (1)                  | (2)      | (3) | (4)   | (5)         | (6)   | (7) |
|----------------------|----------|-----|-------|-------------|---|-----|
| ITEM NO.             | SMR CODE | NSN | CAGEC | PART NUMBER | DESCRIPTION AND USABLE ON CODES (UOC)   | QTY |
|                      |          |     |       |             | GROUP 7655 MISCELLANEOUS<br>WINTERIZATION EQUIPMENT<br>FIG. 180 CREW CAB INSULATION |     |
| 1                    | PFFZZ    |     | 04664 | 1223158     | INSULATION-F .....  | 2   |
| 2                    | PFFZZ    |     | 04664 | 1223156     | INSULATION-E .....  | 2   |
| 3                    | PFFZZ    |     | 04664 | 1223153     | INSULATION-C .....  | 2   |
| 4                    | PFFZZ    |     | 04664 | 1223150     | INSULATION-A .....  | 1   |
| 5                    | PFFZZ    |     | 04664 | 1223151     | INSULATION-B .....  | 2   |
| 6                    | PFFZZ    |     | 04664 | 1223155     | INSULATION-D .....  | 2   |
| 7                    | PFFZZ    |     | 04664 | 1361177     | INSULATION-U .....  | 1   |
| 8                    | PFFZZ    |     | 04664 | 1223159     | INSULATION-G .....  | 1   |
| 9                    | PFFZZ    |     | 04664 | 1237885     | INSULATION-Q .....  | 1   |
| 10                   | PFFZZ    |     | 04664 | 1223167     | INSULATION-L.....   | 1   |
| 11                   | PFFZZ    |     | 04664 | 1223163     | INSULATION-J.....   | 1   |
| 12                   | PFFZZ    |     | 04664 | 1223161     | INSULATION-I.....   | 1   |
| 13                   | PFFZZ    |     | 04664 | 1223164     | INSULATION-K .....  | 1   |
| 14                   | PFFZZ    |     | 04664 | 1361175     | INSULATION-T .....  | 1   |
| 15                   | PFFZZ    |     | 04664 | 1223160     | INSULATION-H .....  | 1   |
| 16                   | PFFZZ    |     | 04664 | 1392149     | INSULATION-W.....   | 1   |
| 17                   | PFFZZ    |     | 04664 | 1392148     | INSULATION-V .....  | 1   |
| 18                   | PFFZZ    |     | 04664 | 1361178     | INSULATION-O .....  | 1   |
| 19                   | PFFZZ    |     | 04664 | 1223173     | INSULATION-S .....  | 1   |
| 20                   | PFFZZ    |     | 04664 | 1223172     | INSULATION-R .....  | 1   |
| 21                   | PFFZZ    |     | 04664 | 1223170     | INSULATION-N .....  | 1   |
| 22                   | PFFZZ    |     | 04664 | 1223169     | INSULATION-M .....  | 2   |
| 23                   | PFFZZ    |     | 04664 | 1223171     | INSULATION-P .....  | 2   |
| <b>END OF FIGURE</b> |          |     |       |             |   |     |

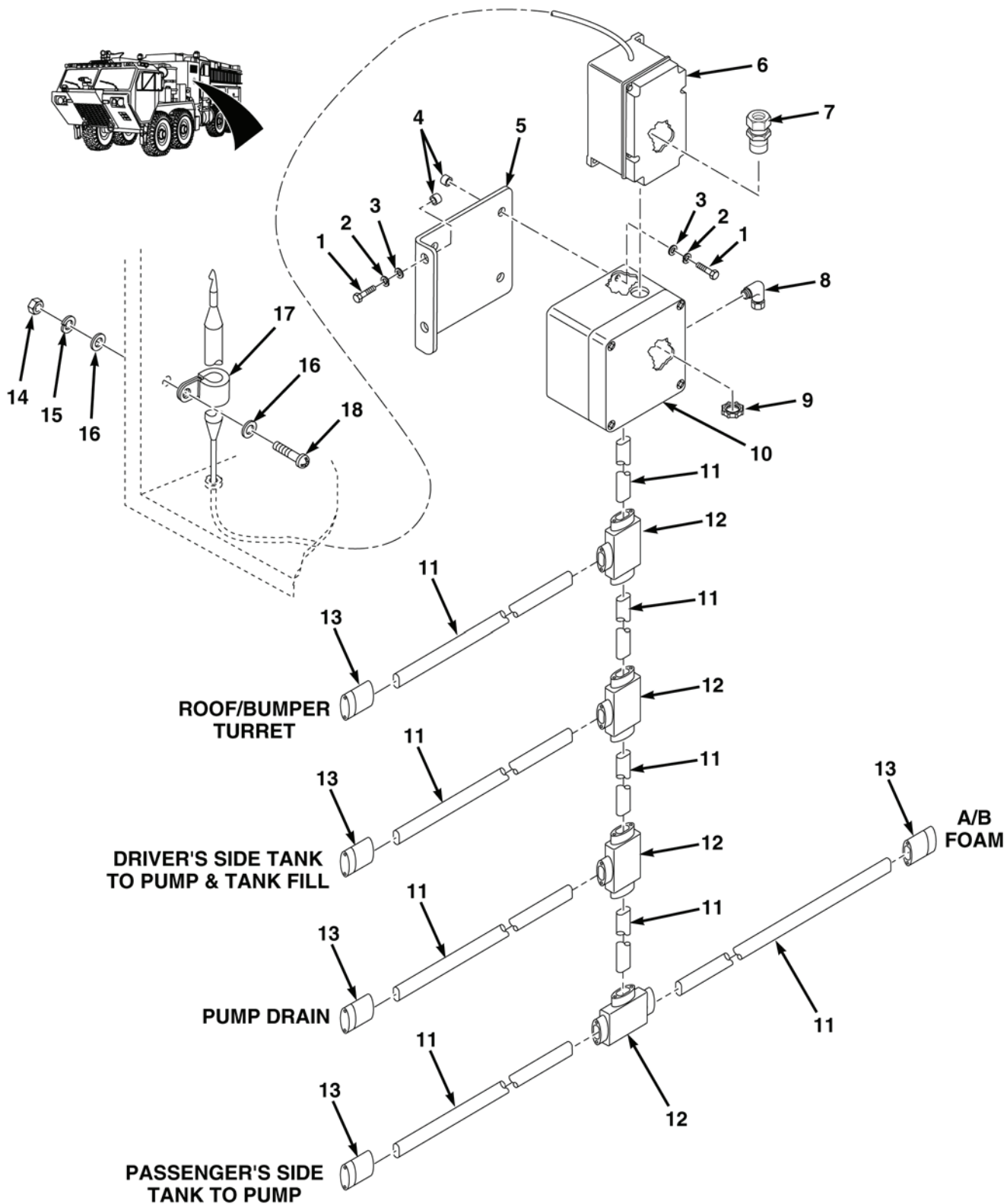


FIG. 181 HEAT TRACE SYSTEM INSTALLATION

| (1)                  | (2)      | (3)              | (4)   | (5)                      | (6)   | (7) |
|----------------------|----------|------------------|-------|--------------------------|---|-----|
| ITEM NO.             | SMR CODE | NSN              | CAGEC | PART NUMBER              | DESCRIPTION AND USABLE ON CODES (UOC)   | QTY |
|                      |          |                  |       |                          | GROUP 7655 MISCELLANEOUS<br>WINTERIZATION EQUIPMENT<br>FIG. 181 HEAT TRACE SYSTEM<br>INSTALLATION |     |
| 1                    | PAFZZ    | 5305-00-071-1318 | 96906 | MS51957-83               | SCREW,MACHINE 1/4-20 X 1.....   | 6   |
| 2                    | PAFZZ    | 5310-00-823-8804 | 96906 | MS27183-9                | WASHER,FLAT 1/4 .....   | 6   |
| 3                    | PAFZZ    | 5310-00-883-9417 | 80205 | MS35338-158              | WASHER,LOCK 1/4.....  | 6   |
| 4                    | PAFZZ    | 5325-01-394-2414 | 78276 | ALS7-420-165             | INSERT,SCREW THREAD 1/4-20.....   | 6   |
| 5                    | PFFZZ    |                  | 04664 | 1346483                  | BRACKET,THERMO HEAT .....   | 1   |
| 6                    | PAFZZ    | 5930-01-517-6020 | 00779 | AMC-F5                   | SWITCH,THERMOSTATIC SENSING...  | 1   |
| 7                    | PAFZZ    | 5975-01-464-9164 | 39428 | 7119K73                  | BOX CONNECTOR,ELECT.....  | 1   |
| 8                    | PAFZZ    | 5975-01-464-8195 | 39428 | 7119K83                  | BOX CONNECTOR,ELECT ELECTRICAL  | 1   |
| 9                    | PAFZZ    | 5975-00-816-9617 | 05500 | 324                      | BUSHING,ELECTRICAL ELECTRICAL<br>CONDUIT.....   | 2   |
| 10                   | PFFZZ    |                  | 06090 | 085947-000               | BOX,JUNCTION .....  | 1   |
| 11                   | PAFZZ    | 4540-01-342-1648 | 06090 | 10BTV1-CR 110/<br>115VAC | HEATING ELEMENT,ELE<br>ELECTRICAL,IMMERSION .....   | 9   |
| 12                   | PAFZZ    | 5940-01-518-1036 | 06090 | PMKG-LT                  | TERMINAL BOX .....  | 4   |
| 13                   | PAFZZ    | 5940-01-518-2830 | 06090 | E-150                    | COVER,TERMINAL .....  | 5   |
| 14                   | PAFZZ    | 5310-00-934-9758 | 80205 | MS35649-202              | NUT,PLAIN,HEXAGON 1/4-20.....   | 1   |
| 15                   | PAFZZ    | 5310-00-045-3296 | 80205 | MS35338-43               | WASHER,LOCK #10 .....   | 1   |
| 16                   | PAFZZ    | 5310-00-765-3197 | 96906 | MS27183-41               | WASHER,FLAT 3/16 .....  | 1   |
| 17                   | PAFZZ    | 5340-00-843-7825 | 80205 | MS21333-68               | CLAMP,LOOP .....  | 1   |
| 18                   | PAFZZ    | 5305-00-984-6214 | 80205 | MS35206-267              | SCREW,MACHINE 10-24 X 1 .....   | 1   |
| <b>END OF FIGURE</b> |          |                  |       |                          |   |     |





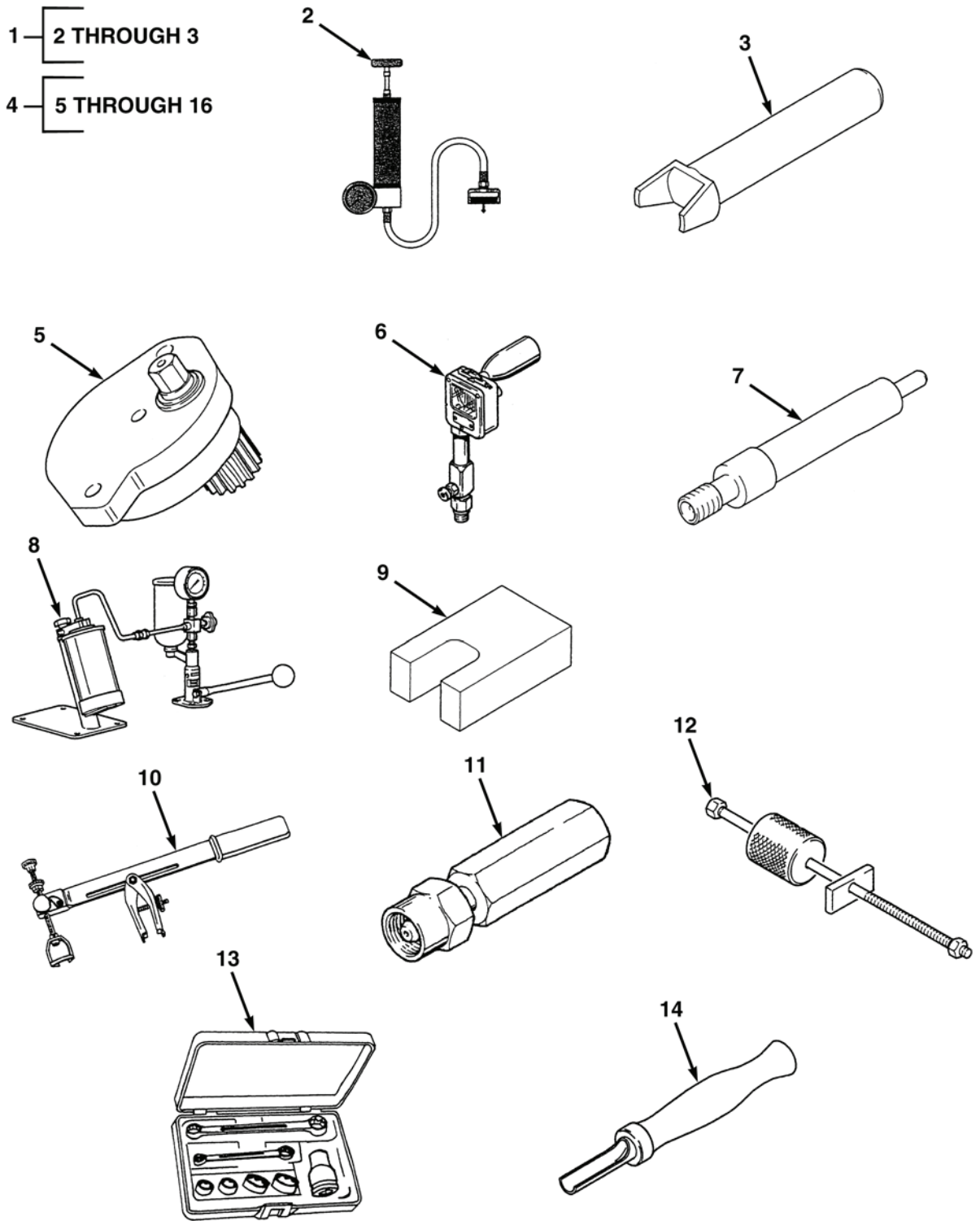


FIG. 182 DEUTZ SPECIAL TOOLS (SHEET 1 OF 2)

4 — 5 THROUGH 16

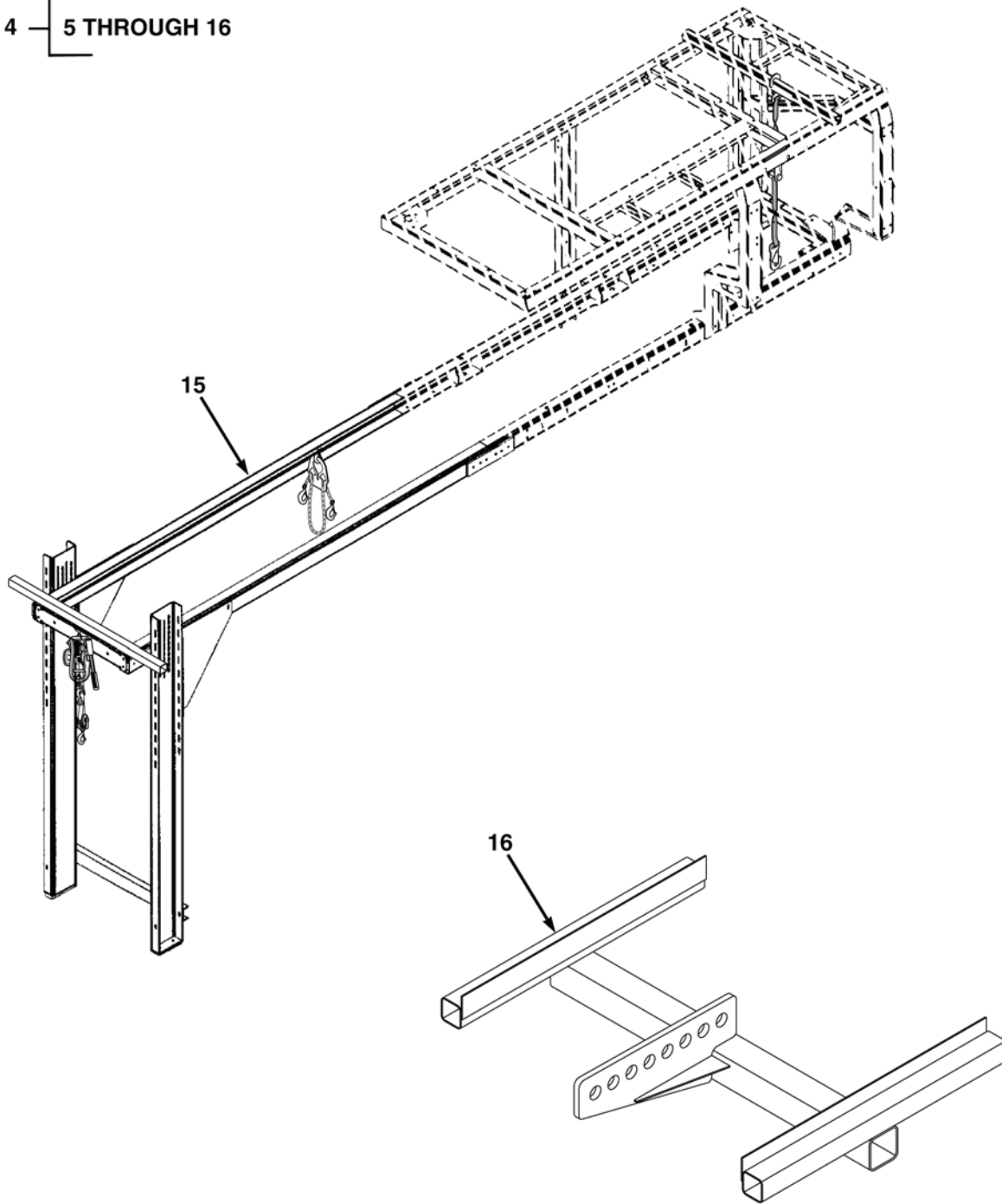


FIG. 182 DEUTZ SPECIAL TOOLS (SHEET 2 OF 2)

| (1)      | (2)      | (3)              | (4)   | (5)         | (6)   | (7) |
|----------|----------|------------------|-------|-------------|---|-----|
| ITEM NO. | SMR CODE | NSN              | CAGEC | PART NUMBER | DESCRIPTION AND USABLE ON CODES (UOC)   | QTY |
|          |          |                  |       |             | GROUP 7655 MISCELLANEOUS<br>WINTERIZATION EQUIPMENT<br>FIG. 182 DEUTZ SPECIAL TOOLS |     |
| 1        | PEFZZ    | 5180-01-523-0258 | 19207 | 57K4731     | TEST KIT,COOLING SY SUPPORT . . . .   | 1   |
| 2        | PEFZZ    | 4910-12-362-8034 | D8400 | 8002        | . TEST SET,SEAL COOLING SYSTEM. .   | 1   |
| 3        | PEFZZ    | 5120-12-363-0107 | D8400 | 170090      | . WRENCH,SPANNER COOLANT<br>THERMOSTAT . . . . .                                    | 1   |
| 4        | PEFZZ    | 5180-01-518-2408 | 19207 | 57K4732     | TOOL KIT,GENERAL ME SUPPORT . . .   | 1   |
| 5        | PEFZZ    | 4910-12-365-3274 | D8400 | 100320      | . FIXTURE,VEHICULAR M . . . . .   | 1   |
| 6        | PEFZZ    | 6625-01-324-3625 | 62445 | 0301056     | . METER,SPECIAL SCALE . . . . .   | 1   |
| 7        | PEFZZ    | 4910-12-355-6401 | D8400 | 100110      | . ADAPTER,CYLINDER CO<br>COMPRESSION TESTER . . . . .                               | 1   |
| 8        | PEFZZ    | 4910-12-344-4610 | D8400 | 3202        | . TESTER,DIESEL FUEL NOZZLE . . . .   | 1   |
| 9        | PEFZZ    | 5120-12-362-8542 | D8400 | 110110      | . WEDGE,SPECIAL . . . . .   | 1   |
| 10       | PEFZZ    | 5120-01-518-8411 | 80244 | 030-1088    | . COMPRESSOR,VALVE SP ASSEMBLY  | 1   |
| 11       | PEFZZ    | 5120-01-247-6131 | 62445 | 003-0463    | . PULLER,MECHANICAL . . . . .   | 1   |
| 12       | PEFZZ    | 5120-01-333-3140 | 62445 | 0030536     | . EXTRACTOR,INJECTOR . . . . .  | 1   |
| 13       | PEFZZ    | 5120-12-333-7782 | D8400 | 8189        | . WRENCH SET,SOCKET . . . . .   | 1   |
| 14       | PEFZZ    | 5120-12-362-8340 | D8400 | 9115        | . REMOVER,ELECTRICAL GLOW PLUG<br>CABLE . . . . .                                   | 1   |
| 15       | PEFZZ    | 4910-01-517-3334 | 04664 | 1397589     | . STAND,MAINTENANCE,A DEUTZ . . . .   | 1   |
| 16       | PEFZZ    | 2540-01-518-4843 | 75404 | 33310-01    | . LIFTING BEAM CUSTOM . . . . .   | 1   |
|          |          |                  |       |             | <b>END OF FIGURE</b>  |     |

END OF WORK PACKAGE



---

FIELD LEVEL MAINTENANCE  
FUNCTION GROUP CODE 94 - REPAIR KITS

---

|          |             | Figure | Page   |
|----------|-------------|--------|--------|
| GROUP 94 | REPAIR KITS |        |        |
|          | 9401 KITS   |        |        |
|          | KITS .....  | NA     | 0616-2 |

| (1)<br>ITEM<br>NO. | (2)<br>SMR<br>CODE | (3)<br>NSN | (4)<br>CAGEC | (5)<br>PART NUMBER | (6)<br>DESCRIPTION AND<br>USABLE ON CODES (UOC) | (7)<br>QTY |
|--------------------|--------------------|------------|--------------|--------------------|---|------------|
|                    |                    |            |              |                    | GROUP 9401 KITS                                 |            |
| 1                  | PAFZZ              |            | 62534        | RD-11-0155-OP      | KIT,TRIM.....                                   | 1          |
|                    |                    |            |              |                    | END OF FIGURE                                   |            |

END OF WORK PACKAGE

---

FIELD LEVEL MAINTENANCE

FUNCTION GROUP CODE 95 - GENERAL USE STANDARDIZED PARTS

---

|          |                                | Figure | Page   |
|----------|--------------------------------|--------|--------|
| GROUP 95 | GENERAL USE STANDARDIZED PARTS |        |        |
|          | 9501 BULK MATERIAL             |        |        |
|          | BULK.....                      | NA     | 0617-2 |

| (1)      | (2)      | (3)              | (4)   | (5)                 | (6)                                   | (7) |
|----------|----------|------------------|-------|---------------------|---------------------------------------|-----|
| ITEM NO. | SMR CODE | NSN              | CAGEC | PART NUMBER         | DESCRIPTION AND USABLE ON CODES (UOC) | QTY |
|          |          |                  |       |                     | GROUP 9501 BULK MATERIAL              |     |
| 1        | PAFZZ    |                  | 45152 | 59747AX-82          | SEAL, NONMETALLIC SP .....            | 1   |
| 2        | PAFZZ    |                  | 04664 | 1437880-108         | SEAL, DOOR, D-SECTION .....           | 1   |
| 3        | PAFZZ    | 5330-01-517-4840 | 56329 | 1085-3017           | SEAL, NONMETALLIC SP .....            | 1   |
| 4        | PAFZZ    | 5330-01-394-8346 | 45152 | 2050690             | RUBBER STRIP .....                    | 1   |
| 5        | PAFZZ    |                  | 04664 | 1152258-190         | SEAL, DOOR. ....                      | 1   |
| 6        | PAFZZ    | 5680-01-167-1137 | 45152 | 26927AX             | WEATHER STRIP .....                   | 1   |
| 7        | PAFZZ    | 4720-01-003-6706 | 45152 | 31270AX             | HOSE, NONMETALLIC .....               | 1   |
| 8        | PAFZZ    | 9330-00-213-3275 | 52152 | 4508                | PLASTIC STRIP .....                   | 1   |
| 9        | PAFZZ    |                  | 56329 | 4813                | SEAL, DOOR. ....                      | 1   |
| 10       | PAFZZ    | 4720-01-518-3643 | 0CME1 | 580004191           | HOSE, NONMETALLIC .....               | 1   |
| 11       | PAFZZ    | 4720-00-993-6168 | 98441 | 611-6               | HOSE, NONMETALLIC .....               | 1   |
| 12       | PAFZZ    |                  | 04664 | 640047              | CABLE ASSEMBLY, SPEC .....            | 1   |
| 13       | PAFZZ    |                  | 04664 | 640201              | CABLE ASSEMBLY, SPEC .....            | 1   |
| 14       | PAFZZ    | 5970-01-293-9070 | 1JB11 | 67588-R             | INSULATION SLEEVING .....             | 1   |
| 15       | PAFZZ    | 9320-00-491-5351 | 98882 | 70-17-30            | RUBBER STRIP .....                    | 1   |
| 16       | PAFZZ    | 2590-01-225-2503 | 82654 | 75000343            | BEZEL, AUTOMOTIVE .....               | 1   |
| 17       | PAFZZ    | 4720-00-922-5136 | 04627 | 79510               | HOSE, NONMETALLIC .....               | 1   |
| 18       | PAFZZ    | 4720-00-433-8887 | 87373 | 801-12              | HOSE, NONMETALLIC .....               | 1   |
| 19       | PAFZZ    |                  | 04664 | 931083              | TUBING, NONMETALLIC .....             | 1   |
| 20       | PAFZZ    |                  | 04664 | 943005              | SEAL, DOOR, RUBBER. ....              | 1   |
| 21       | PAFZZ    | 4720-01-132-7124 | 0FW39 | A52426-1C BULK      | HOSE, NONMETALLIC .....               | 1   |
| 22       | PAFZZ    | 4720-01-518-2445 | 00624 | FC647-6GRN          | HOSE, NONMETALLIC .....               | 1   |
| 23       | PAFZZ    | 4210-01-518-5322 | 87373 | FS-F-32             | SHEATH, FIRE HOSE .....               | 1   |
| 24       | PAFZZ    | 5975-01-522-0910 | 4W026 | LQC3/8              | CONDUIT, METAL, FLEXI .....           | 1   |
| 25       | PAFZZ    | 5330-01-111-2281 | 34623 | MB284A-20004        | RUBBER SEAL .....                     | 1   |
| 26       | PAFZZ    | 9320-01-048-2928 | 81349 | MILR3065GRSC615-125 | RUBBER SHEET, SOLID .....             | 1   |
| 27       | PAFZZ    | 4720-01-518-2482 | 61424 | NBR-6-075           | TUBING, NONMETALLIC .....             | 1   |
| 28       | PAFZZ    | 4720-01-182-9067 | 01276 | NT10006BK100        | TUBING, NONMETALLIC .....             | 1   |
| 29       | PAFZZ    | 5330-01-517-4850 | 1B6H7 | NYLGS031X24X24      | SEAL, NONMETALLIC ST. ....            | 1   |
| 30       | PAFZZ    | 4720-01-364-4441 | 98441 | PFT-4A-BLU          | TUBING, NONMETALLIC .....             | 1   |
| 31       | PAFZZ    | 4720-01-294-7228 | 61424 | PFT-4A-RED          | TUBING, NONMETALLIC .....             | 1   |
| 32       | PAFZZ    |                  | 0ABC1 | SK60-08X3X50        | STRIP, RUBBER .....                   | 1   |
| 33       | PAFZZ    |                  | 0ABC1 | SK60-16X3X50        | STRIP, RUBBER .....                   | 1   |



| (1)           | (2)      | (3)              | (4)   | (5)          | (6)                                   | (7) |
|---------------|----------|------------------|-------|--------------|---------------------------------------|-----|
| ITEM NO.      | SMR CODE | NSN              | CAGEC | PART NUMBER  | DESCRIPTION AND USABLE ON CODES (UOC) | QTY |
| 34            | PAFZZ    |                  | 0ABC1 | SK60-24X3X50 | STRIP,RUBBER.....                     | 1   |
| 35            | PAFZZ    | 4720-01-518-2489 | 29907 | TYVY-5812-50 | TUBING,NONMETALLIC .....              | 1   |
| END OF FIGURE |          |                  |       |              |                                       |     |

END OF WORK PACKAGE



## FIELD LEVEL MAINTENANCE

## RPSTL NSN INDEX

| NATIONAL STOCK NUMBER | FIG. | ITEM | NATIONAL STOCK NUMBER | FIG. | ITEM |
|-----------------------|------|------|-----------------------|------|------|
| 5306-00-001-4766      | 143  | 3    | 5310-00-045-3296      | 116  | 6    |
| 5310-00-001-9833      | 58   | 18   |                       | 121  | 3    |
|                       | 68   | 18   |                       | 122  | 6    |
| 5310-00-003-9264      | 126  | 7    |                       | 136  | 12   |
| 5310-00-004-5033      | 6    | 37   |                       | 137  | 14   |
|                       | 11   | 20   |                       | 138  | 11   |
|                       | 166  | 5    |                       | 138  | 22   |
|                       | 168  | 37   |                       | 146  | 13   |
|                       | 170  | 41   |                       | 156  | 9    |
|                       | 173  | 17   |                       | 162  | 15   |
|                       | 175  | 21   |                       | 163  | 17   |
| 5305-00-006-8283      | 158  | 7    |                       | 170  | 20   |
| 5306-00-012-6452      | 11   | 2    |                       | 175  | 15   |
| 4730-00-012-7951      | 2    | 17   |                       | 179  | 6    |
|                       | 45   | 19   |                       | 181  | 15   |
| 5305-00-017-5198      | 58   | 25   | 5305-00-050-9226      | 85   | 18   |
| 5310-00-019-0669      | 37   | 4    |                       | 121  | 7    |
|                       | 84   | 7    |                       | 138  | 2    |
|                       | 159  | 8    |                       | 146  | 10   |
| 6240-00-019-3141      | 67   | 2    |                       | 175  | 18   |
| 5305-00-021-3668      | 68   | 6    | 5305-00-050-9227      | 58   | 4    |
| 4730-00-023-5163      | 177  | 25   |                       | 81   | 10   |
| 5310-00-027-2022      | 143  | 4    |                       | 144  | 2    |
| 5310-00-044-3333      | 58   | 19   | 5305-00-050-9229      | 44   | 3    |
| 4730-00-044-4689      | 114  | 7    |                       | 45   | 15   |
|                       | 168  | 44   |                       | 55   | 4    |
| 6240-00-044-6914      | 70   | 7    |                       | 56   | 2    |
|                       | 71   | 4    |                       | 58   | 5    |
| 5310-00-045-3296      | 5    | 10   |                       | 73   | 6    |
|                       | 9    | 22   |                       | 77   | 5    |
|                       | 55   | 29   |                       | 82   | 9    |
|                       | 61   | 7    |                       | 83   | 10   |
|                       | 66   | 2    |                       | 159  | 1    |
|                       | 67   | 9    | 5305-00-050-9230      | 131  | 6    |
|                       | 73   | 5    |                       | 150  | 7    |
|                       | 75   | 5    | 5305-00-050-9231      | 75   | 8    |
|                       | 85   | 7    |                       | 121  | 9    |

| NATIONAL STOCK NUMBER | FIG.             | ITEM | NATIONAL STOCK NUMBER | FIG. | ITEM |
|-----------------------|------------------|------|-----------------------|------|------|
| 5305-00-050-9231      | 142              | 17   | 5305-00-061-0266      | 68   | 5    |
|                       | 162              | 16   |                       | 68   | 17   |
|                       | 173              | 4    |                       | 68   | 20   |
| 5305-00-050-9233      | 172              | 7    | 5305-00-068-0501      | 3    | 11   |
| 5305-00-051-0837      | 136              | 25   | 5305-00-068-0502      | 9    | 27   |
| 5305-00-051-0852      | 174              | 4    |                       | 48   | 22   |
| 5305-00-051-2325      | 123              | 6    |                       | 53   | 10   |
| 5305-00-052-5925      | 157              | 1    |                       | 58   | 12   |
| 5305-00-052-6871      | 84               | 2    |                       | 66   | 5    |
| 5305-00-052-6872      | 50               | 24   |                       | 74   | 4    |
| 5305-00-052-6878      | 52               | 6    |                       | 81   | 20   |
| 5305-00-052-6911      | 76               | 14   |                       | 82   | 2    |
|                       | 85               | 8    |                       | 119  | 112  |
|                       | 136              | 14   |                       | 124  | 10   |
|                       | 163              | 34   |                       | 125  | 1    |
| 5310-00-052-9668      | 60               | 14   |                       | 163  | 35   |
| 5310-00-053-8390      | 59               | 5    | 5305-00-068-0509      | 6    | 40   |
| 5305-00-054-5652      | 70               | 9    |                       | 10   | 24   |
| 5305-00-054-6670      | 83               | 21   |                       | 42   | 8    |
| 5305-00-054-9226      | 76               | 12   |                       | 133  | 4    |
| 5305-00-057-9596      | 85               | 9    |                       | 139  | 25   |
| 5305-00-057-9600      | 134              | 5    |                       | 163  | 45   |
| 5305-00-057-9602      | 70               | 3    | 5305-00-068-0510      | 10   | 37   |
| 5305-00-057-9621      | 121              | 11   |                       | 11   | 18   |
|                       | 122              | 5    |                       | 54   | 16   |
|                       | 162              | 22   |                       | 163  | 13   |
| 5310-00-058-3135      | 59               | 6    |                       | 166  | 3    |
| 5305-00-059-3661      | 6                | 1    |                       | 167  | 16   |
|                       | 39               | 12   |                       | 169  | 8    |
|                       | 56               | 13   |                       | 170  | 8    |
|                       | 57               | 6    |                       | 173  | 22   |
|                       | 58               | 35   |                       | 173  | 32   |
|                       | 61               | 2    |                       | 175  | 10   |
|                       | 70               | 8    | 5305-00-068-9167      | 146  | 7    |
|                       | 71               | 3    | 4730-00-068-9641      | 172  | 9    |
|                       | 83               | 8    | 5305-00-071-1315      | 140  | 11   |
|                       | 116              | 3    |                       | 159  | 13   |
|                       | 139              | 27   | 5305-00-071-1316      | 46   | 6    |
|                       | 150              | 12   | 5305-00-071-1318      | 10   | 30   |
|                       | 175              | 16   |                       | 136  | 4    |
|                       | 5310-00-060-9242 | 147  | 3                     |      | 181  |
| 163                   |                  | 9    | 5305-00-071-1786      | 83   | 4    |

| NATIONAL STOCK NUMBER | FIG. | ITEM | NATIONAL STOCK NUMBER | FIG. | ITEM |
|-----------------------|------|------|-----------------------|------|------|
| 5305-00-071-1788      | 142  | 61   | 5310-00-087-7493      | 42   | 10   |
| 5305-00-071-2055      | 84   | 13   |                       | 45   | 3    |
|                       | 117  | 1    |                       | 49   | 3    |
| 5305-00-071-2056      | 37   | 2    |                       | 51   | 40   |
| 5305-00-071-2070      | 177  | 33   |                       | 61   | 6    |
| 5305-00-071-2071      | 140  | 13   |                       | 116  | 7    |
|                       | 142  | 10   |                       | 120  | 3    |
| 5305-00-071-2086      | 121  | 18   |                       | 121  | 29   |
|                       | 122  | 1    |                       | 124  | 4    |
|                       | 162  | 27   |                       | 133  | 8    |
|                       | 165  | 5    |                       | 134  | 10   |
| 5305-00-071-2509      | 163  | 43   |                       | 137  | 8    |
| 5305-00-071-2511      | 6    | 41   |                       | 138  | 38   |
|                       | 18   | 18   |                       | 139  | 8    |
|                       | 49   | 9    |                       | 163  | 14   |
|                       | 117  | 8    |                       | 169  | 7    |
|                       | 121  | 44   |                       | 172  | 14   |
|                       | 135  | 5    |                       | 173  | 18   |
|                       | 178  | 38   |                       | 173  | 34   |
| 5305-00-071-2513      | 2    | 6    |                       | 174  | 2    |
|                       | 6    | 49   |                       | 175  | 7    |
|                       | 138  | 13   | 5310-00-088-0553      | 39   | 6    |
|                       | 170  | 13   | 5310-00-088-1251      | 8    | 11   |
| 5305-00-071-2514      | 53   | 18   |                       | 141  | 1    |
| 5310-00-080-6004      | 54   | 18   | 5305-00-088-8332      | 119  | 28   |
|                       | 139  | 4    |                       | 119  | 82   |
|                       | 166  | 2    | 5310-00-088-8513      | 78   | 43   |
|                       | 170  | 5    | 5920-00-090-8396      | 100  | 13   |
| 5310-00-081-4219      | 173  | 25   | 5999-00-104-8551      | 87   | 23   |
| 5305-00-082-6721      | 8    | 14   | 5935-00-108-7261      | 87   | 24   |
|                       | 43   | 13   | 5930-00-111-8619      | 56   | 28   |
|                       | 121  | 36   |                       | 76   | 11   |
| 5310-00-087-4652      | 10   | 7    | 5940-00-113-9820      | 87   | 26   |
|                       | 11   | 9    |                       | 91   | 17   |
|                       | 42   | 4    |                       | 93   | 3    |
| 5310-00-087-7493      | 9    | 10   |                       | 100  | 12   |
|                       | 10   | 2    | 5940-00-113-9825      | 94   | 18   |
|                       | 19   | 4    | 5940-00-113-9826      | 4    | 9    |
|                       | 20   | 2    |                       | 93   | 41   |
|                       | 22   | 21   | 5940-00-114-1315      | 4    | 8    |
|                       | 36   | 21   |                       | 93   | 40   |
|                       | 41   | 18   |                       | 96   | 25   |

| NATIONAL STOCK NUMBER | FIG. | ITEM | NATIONAL STOCK NUMBER | FIG. | ITEM |
|-----------------------|------|------|-----------------------|------|------|
| 2510-00-116-0458      | 119  | 11   | 4730-00-202-6491      | 114  | 4    |
|                       | 119  | 98   |                       | 167  | 10   |
| 5340-00-134-3465      | 117  | 17   |                       | 169  | 4    |
| 4720-00-134-4655      | 10   | 16   |                       | 170  | 30   |
| 5310-00-138-4315      | 5    | 11   | 4730-00-204-1272      | 22   | 4    |
| 4820-00-142-3036      | 2    | 18   | 5305-00-207-7178      | 36   | 38   |
| 6240-00-143-3173      | 38   | 5    | 5310-00-208-1918      | 6    | 50   |
|                       | 55   | 25   |                       | 64   | 8    |
|                       | 56   | 1    |                       | 75   | 11   |
|                       | 79   | 3    |                       | 80   | 2    |
| 5940-00-143-4777      | 93   | 34   |                       | 119  | 19   |
|                       | 94   | 17   |                       | 119  | 58   |
| 5940-00-143-4794      | 6    | 20   |                       | 120  | 17   |
|                       | 95   | 26   |                       | 121  | 2    |
| 5305-00-145-0960      | 67   | 6    |                       | 131  | 2    |
| 5315-00-145-4555      | 168  | 76   |                       | 134  | 2    |
| 5306-00-146-3163      | 143  | 2    |                       | 137  | 4    |
| 6240-00-155-7859      | 79   | 2    |                       | 138  | 21   |
| 4210-00-160-9855      | 50   | 21   |                       | 142  | 20   |
| 5325-00-174-9312      | 170  | 10   |                       | 160  | 14   |
| 5310-00-176-6271      | 145  | 9    |                       | 173  | 9    |
| 5310-00-180-0277      | 133  | 13   |                       | 179  | 5    |
|                       | 136  | 21   | 9330-00-213-3275      | BULK | 8    |
| 5305-00-184-1421      | 148  | 13   | 6220-00-217-9149      | 67   | 5    |
|                       | 149  | 18   | 5305-00-225-3842      | 6    | 8    |
|                       | 151  | 2    |                       | 45   | 9    |
|                       | 152  | 12   | 5305-00-225-3843      | 1    | 5    |
|                       | 153  | 25   |                       | 6    | 7    |
|                       | 154  | 11   |                       | 117  | 10   |
|                       | 155  | 12   |                       | 118  | 4    |
| 4730-00-186-3845      | 177  | 24   |                       | 119  | 107  |
| 5305-00-186-6084      | 76   | 5    |                       | 142  | 29   |
|                       | 154  | 13   |                       | 157  | 6    |
| 5315-00-187-9549      | 119  | 16   |                       | 158  | 10   |
|                       | 119  | 24   |                       | 162  | 1    |
|                       | 119  | 87   |                       | 163  | 1    |
|                       | 119  | 89   |                       | 170  | 4    |
| 4730-00-188-1864      | 172  | 29   |                       | 178  | 19   |
| 9505-00-191-3680      | 11   | 8    | 5310-00-225-6993      | 140  | 22   |
| 4730-00-196-1982      | 41   | 24   |                       | 142  | 15   |
| 4730-00-202-6491      | 46   | 13   | 5306-00-226-4829      | 37   | 17   |
|                       | 47   | 10   | 5305-00-226-4831      | 36   | 63   |

| NATIONAL STOCK NUMBER | FIG. | ITEM | NATIONAL STOCK NUMBER | FIG. | ITEM |
|-----------------------|------|------|-----------------------|------|------|
| 5305-00-226-4831      | 142  | 33   | 4730-00-313-0825      | 176  | 7    |
|                       | 170  | 44   |                       | 179  | 34   |
| 5940-00-230-0515      | 95   | 8    | 4730-00-322-8457      | 36   | 62   |
| 4730-00-231-3065      | 172  | 41   |                       | 172  | 32   |
| 5940-00-237-6779      | 95   | 14   | 5340-00-329-2428      | 116  | 12   |
| 4730-00-239-3080      | 43   | 16   |                       | 136  | 5    |
|                       | 44   | 4    |                       | 137  | 24   |
| 4820-00-242-4064      | 2    | 22   |                       | 138  | 8    |
| 5975-00-242-4234      | 54   | 13   |                       | 156  | 5    |
| 5310-00-245-3615      | 6    | 36   |                       | 159  | 3    |
|                       | 36   | 66   |                       | 160  | 23   |
|                       | 37   | 11   |                       | 161  | 8    |
|                       | 76   | 7    |                       | 162  | 8    |
|                       | 118  | 7    |                       | 163  | 38   |
|                       | 135  | 1    | 5970-00-373-0773      | 172  | 8    |
|                       | 162  | 33   | 5340-00-385-8820      | 55   | 2    |
|                       | 170  | 42   |                       | 125  | 19   |
|                       | 174  | 11   |                       | 173  | 12   |
| 5310-00-250-9477      | 124  | 8    | 5305-00-403-3465      | 65   | 5    |
| 5340-00-253-0179      | 142  | 52   | 5310-00-407-9566      | 18   | 17   |
| 5310-00-261-7340      | 163  | 20   |                       | 36   | 65   |
| 2590-00-264-8828      | 3    | 10   |                       | 37   | 12   |
| 5310-00-269-4040      | 52   | 14   |                       | 46   | 2    |
| 5325-00-276-5954      | 10   | 29   |                       | 76   | 2    |
|                       | 60   | 7    |                       | 121  | 46   |
|                       | 66   | 9    |                       | 138  | 5    |
| 4730-00-277-7331      | 172  | 31   |                       | 154  | 19   |
| 4730-00-277-7905      | 2    | 28   |                       | 160  | 2    |
| 4730-00-278-3167      | 2    | 20   |                       | 165  | 3    |
|                       | 170  | 34   |                       | 174  | 10   |
| 4730-00-278-3885      | 2    | 21   | 5305-00-409-2155      | 69   | 5    |
| 4730-00-278-3888      | 41   | 10   | 5940-00-409-6659      | 96   | 12   |
|                       | 170  | 25   | 5925-00-412-4155      | 75   | 35   |
| 4730-00-278-4824      | 43   | 19   | 5925-00-413-1210      | 75   | 27   |
|                       | 113  | 41   | 4730-00-419-3031      | 39   | 2    |
| 4730-00-278-5708      | 24   | 17   | 5325-00-420-1901      | 59   | 8    |
| 5325-00-281-4365      | 67   | 7    | 5330-00-426-3321      | 168  | 29   |
| 5940-00-283-5280      | 93   | 9    |                       | 171  | 78   |
| 5305-00-285-5295      | 119  | 36   | 4730-00-427-5121      | 45   | 18   |
|                       | 119  | 77   | 4720-00-433-8887      | BULK | 18   |
| 5331-00-285-9847      | 24   | 2    | 5310-00-436-3290      | 53   | 6    |
| 4730-00-313-0820      | 179  | 27   | 5310-00-452-1356      | 55   | 3    |

| NATIONAL STOCK NUMBER | FIG. | ITEM | NATIONAL STOCK NUMBER | FIG. | ITEM |
|-----------------------|------|------|-----------------------|------|------|
| 5310-00-452-1356      | 134  | 4    | 5306-00-543-4405      | 154  | 1    |
|                       | 148  | 23   |                       | 155  | 4    |
|                       | 150  | 6    |                       | 160  | 1    |
| 5310-00-454-0351      | 120  | 11   | 4730-00-555-1764      | 36   | 58   |
| 5342-00-455-5899      | 3    | 3    | 4810-00-555-6033      | 41   | 19   |
| 5310-00-474-3798      | 9    | 12   | 5940-00-557-1627      | 93   | 32   |
|                       | 156  | 3    | 5305-00-562-2750      | 145  | 2    |
|                       | 159  | 2    | 158                   | 12   |      |
| 4720-00-481-9390      | 10   | 6    | 5310-00-562-2826      | 43   | 14   |
| 5330-00-482-6901      | 171  | 43   | 44                    | 2    |      |
| 5330-00-482-8540      | 168  | 51   | 61                    | 3    |      |
| 9320-00-491-5351      | BULK | 15   | 74                    | 3    |      |
| 5330-00-495-7304      | 168  | 47   | 116                   | 2    |      |
|                       | 171  | 68   | 5340-00-562-2925      | 9    | 15   |
| 4730-00-497-8280      | 172  | 26   | 5975-00-570-9598      | 110  | 17   |
| 5310-00-502-0106      | 162  | 23   | 4730-00-574-8807      | 10   | 4    |
| 4730-00-504-1908      | 50   | 31   | 5310-00-576-0546      | 6    | 43   |
| 4730-00-511-1677      | 172  | 46   | 5310-00-582-5965      | 9    | 26   |
| 5975-00-519-8334      | 5    | 13   | 81                    | 21   |      |
|                       | 170  | 46   | 142                   | 30   |      |
| 5340-00-530-5353      | 119  | 17   | 145                   | 5    |      |
|                       | 119  | 86   | 5310-00-584-5272      | 51   | 21   |
| 5325-00-530-5898      | 171  | 20   | 138                   | 27   |      |
| 4730-00-542-4658      | 47   | 24   | 142                   | 8    |      |
| 5305-00-543-2419      | 10   | 1    | 177                   | 32   |      |
|                       | 20   | 3    | 179                   | 20   |      |
|                       | 22   | 23   | 5310-00-584-7799      | 123  | 17   |
|                       | 36   | 54   | 5310-00-584-7888      | 50   | 9    |
|                       | 42   | 12   | 53                    | 22   |      |
|                       | 49   | 4    | 55                    | 19   |      |
|                       | 124  | 5    | 123                   | 19   |      |
|                       | 172  | 13   | 4730-00-588-2614      | 172  | 33   |
| 5305-00-543-2866      | 19   | 5    | 5305-00-591-9257      | 120  | 4    |
|                       | 133  | 14   | 4730-00-595-1871      | 169  | 20   |
|                       | 169  | 14   | 4730-00-618-5382      | 179  | 33   |
| 5306-00-543-4405      | 8    | 4    | 4730-00-627-2017      | 178  | 16   |
|                       | 60   | 1    | 5310-00-637-9541      | 19   | 2    |
|                       | 142  | 55   | 22                    | 20   |      |
|                       | 148  | 12   | 5306-00-637-9675      | 46   | 3    |
|                       | 151  | 3    | 51                    | 31   |      |
|                       | 152  | 4    | 142                   | 24   |      |
|                       | 153  | 1    | 167                   | 19   |      |



| NATIONAL STOCK NUMBER | FIG. | ITEM | NATIONAL STOCK NUMBER | FIG. | ITEM |
|-----------------------|------|------|-----------------------|------|------|
| 5305-00-655-6694      | 155  | 13   | 5920-00-752-0458      | 76   | 10   |
| 5305-00-655-6974      | 122  | 10   | 5310-00-761-6882      | 2    | 11   |
| 5305-00-680-4262      | 120  | 6    |                       | 6    | 13   |
|                       | 134  | 9    |                       | 45   | 11   |
|                       | 163  | 29   |                       | 55   | 21   |
| 5930-00-681-4727      | 56   | 23   |                       | 136  | 30   |
| 5930-00-683-1628      | 55   | 54   |                       | 138  | 18   |
|                       | 56   | 21   |                       | 147  | 9    |
| 5930-00-683-1629      | 56   | 24   |                       | 172  | 25   |
| 4730-00-691-5441      | 2    | 8    |                       | 172  | 37   |
| 5305-00-701-5074      | 55   | 48   |                       | 178  | 14   |
|                       | 58   | 40   |                       | 179  | 23   |
|                       | 116  | 11   | 1095-00-763-7348      | 3    | 1    |
|                       | 137  | 23   | 5310-00-763-8913      | 41   | 11   |
|                       | 161  | 7    |                       | 120  | 12   |
|                       | 163  | 37   | 5310-00-763-8922      | 53   | 21   |
| 5305-00-701-5078      | 160  | 25   |                       | 123  | 20   |
|                       | 162  | 7    | 5305-00-764-0071      | 6    | 11   |
| 5305-00-702-4523      | 21   | 23   | 5305-00-764-0075      | 56   | 9    |
|                       | 55   | 8    | 5310-00-764-6609      | 2    | 3    |
| 5305-00-716-7356      | 120  | 9    |                       | 164  | 14   |
| 4730-00-718-2621      | 169  | 16   | 5310-00-765-3197      | 6    | 42   |
| 5305-00-719-3997      | 3    | 6    |                       | 9    | 21   |
| 5305-00-719-5017      | 159  | 9    |                       | 10   | 28   |
| 5305-00-723-9385      | 152  | 28   |                       | 39   | 7    |
| 5305-00-724-6758      | 52   | 18   |                       | 54   | 2    |
| 5305-00-724-7220      | 51   | 26   |                       | 62   | 2    |
| 5305-00-724-7236      | 164  | 15   |                       | 64   | 7    |
| 5305-00-724-7248      | 164  | 8    |                       | 65   | 3    |
| 5305-00-725-2317      | 9    | 9    |                       | 66   | 1    |
|                       | 45   | 2    |                       | 67   | 8    |
|                       | 50   | 4    |                       | 73   | 4    |
|                       | 51   | 41   |                       | 75   | 4    |
|                       | 133  | 12   |                       | 79   | 5    |
|                       | 139  | 2    |                       | 80   | 3    |
|                       | 175  | 8    |                       | 83   | 2    |
| 4730-00-729-4930      | 178  | 30   |                       | 85   | 6    |
| 5305-00-732-0511      | 142  | 26   |                       | 121  | 4    |
|                       | 179  | 21   |                       | 122  | 8    |
| 5305-00-732-0512      | 8    | 9    |                       | 125  | 9    |
|                       | 51   | 23   |                       | 129  | 2    |
|                       | 138  | 19   |                       | 130  | 2    |

| NATIONAL STOCK NUMBER | FIG.             | ITEM | NATIONAL STOCK NUMBER | FIG.             | ITEM             |     |
|-----------------------|------------------|------|-----------------------|------------------|------------------|-----|
| 5310-00-765-3197      | 132              | 3    | 5310-00-809-3078      | 24               | 22               |     |
|                       | 136              | 13   |                       | 36               | 64               |     |
|                       | 137              | 3    |                       | 37               | 13               |     |
|                       | 138              | 23   |                       | 41               | 27               |     |
|                       | 140              | 9    |                       | 46               | 1                |     |
|                       | 142              | 19   |                       | 51               | 30               |     |
|                       | 151              | 19   |                       | 59               | 15               |     |
|                       | 152              | 21   |                       | 60               | 3                |     |
|                       | 153              | 18   |                       | 76               | 8                |     |
|                       | 154              | 27   |                       | 117              | 6                |     |
|                       | 155              | 21   |                       | 120              | 19               |     |
|                       | 156              | 8    |                       | 120              | 33               |     |
|                       | 159              | 11   |                       | 121              | 45               |     |
|                       | 170              | 21   |                       | 135              | 3                |     |
|                       | 175              | 14   |                       | 140              | 15               |     |
|                       | 176              | 9    |                       | 142              | 3                |     |
|                       | 179              | 10   |                       | 147              | 7                |     |
| 181                   | 16               | 160  | 3                     |                  |                  |     |
| 5305-00-765-4344      | 170              | 16   | 165                   | 2                |                  |     |
| 5310-00-768-0321      | 50               | 10   | 169                   | 11               |                  |     |
|                       | 138              | 26   | 170                   | 43               |                  |     |
|                       | 142              | 7    | 174                   | 9                |                  |     |
| 5330-00-770-0707      | 119              | 7    | 5310-00-809-3079      | 120              | 10               |     |
|                       | 119              | 54   |                       | 121              | 6                |     |
|                       | 121              | 41   |                       | 145              | 10               |     |
| 5310-00-773-7618      | 136              | 16   | 5310-00-809-4061      | 83               | 5                |     |
| 4730-00-777-6681      | 172              | 23   |                       | 84               | 12               |     |
| 5305-00-781-3926      | 121              | 27   | 117                   | 2                |                  |     |
| 5305-00-781-3927      | 167              | 4    | 142                   | 60               |                  |     |
|                       | 170              | 2    | 159                   | 7                |                  |     |
| 5305-00-781-3928      | 170              | 6    | 168                   | 36               |                  |     |
| 4730-00-793-2808      | 2                | 29   | 5310-00-809-5997      | 51               | 22               |     |
| 5310-00-802-4701      | 55               | 20   |                       | 138              | 20               |     |
| 5331-00-805-2966      | 38               | 7    |                       | 142              | 9                |     |
| 5310-00-807-1466      | 163              | 10   | 179                   | 19               |                  |     |
| 5310-00-807-1469      | 138              | 6    | 5310-00-809-8533      | 53               | 1                |     |
|                       | 139              | 5    |                       | 169              | 22               |     |
|                       | 154              | 18   |                       | 5310-00-809-8540 | 52               | 9   |
|                       | 167              | 20   |                       | 5310-00-809-8541 | 42               | 7   |
|                       | 5305-00-807-8126 | 54   |                       | 3                | 4730-00-809-9427 | 178 |
| 5310-00-809-3078      | 11               | 19   | 178                   | 33               |                  |     |
|                       | 18               | 16   | 4730-00-812-0924      | 36               | 55               |     |

| NATIONAL STOCK NUMBER | FIG. | ITEM | NATIONAL STOCK NUMBER | FIG. | ITEM |
|-----------------------|------|------|-----------------------|------|------|
| 4730-00-813-9611      | 172  | 27   | 5310-00-823-8804      | 165  | 7    |
| 5340-00-814-1161      | 131  | 3    |                       | 170  | 3    |
| 5305-00-816-6825      | 160  | 17   |                       | 172  | 39   |
| 5975-00-816-9617      | 181  | 9    |                       | 178  | 20   |
| 5310-00-820-6653      | 51   | 25   |                       | 179  | 4    |
| 4730-00-821-0457      | 2    | 12   |                       | 181  | 2    |
| 5305-00-821-3869      | 133  | 15   | 4730-00-828-8084      | 172  | 16   |
| 5306-00-823-5861      | 179  | 11   | 6645-00-831-6826      | 177  | 5    |
| 5310-00-823-8803      | 51   | 24   | 4730-00-833-4613      | 172  | 36   |
|                       | 52   | 15   | 5340-00-843-7825      | 41   | 13   |
| 5310-00-823-8804      | 3    | 9    |                       | 181  | 17   |
|                       | 6    | 5    | 4730-00-844-1379      | 21   | 2    |
|                       | 6    | 47   | 5305-00-846-5703      | 170  | 7    |
|                       | 9    | 25   | 5310-00-851-2674      | 133  | 16   |
|                       | 21   | 21   | 5310-00-851-2682      | 46   | 4    |
|                       | 41   | 3    |                       | 133  | 10   |
|                       | 45   | 13   |                       | 139  | 10   |
|                       | 46   | 8    | 5305-00-855-0957      | 6    | 23   |
|                       | 48   | 24   |                       | 51   | 7    |
|                       | 53   | 16   |                       | 60   | 13   |
|                       | 55   | 5    |                       | 137  | 17   |
|                       | 56   | 18   |                       | 159  | 12   |
|                       | 66   | 4    |                       | 174  | 8    |
|                       | 81   | 22   | 5305-00-855-0964      | 116  | 9    |
|                       | 117  | 12   |                       | 148  | 16   |
|                       | 118  | 2    |                       | 149  | 15   |
|                       | 121  | 35   |                       | 151  | 23   |
|                       | 137  | 12   |                       | 152  | 25   |
|                       | 138  | 14   |                       | 153  | 22   |
|                       | 139  | 16   |                       | 154  | 22   |
|                       | 142  | 31   |                       | 155  | 25   |
|                       | 146  | 5    |                       | 176  | 10   |
|                       | 148  | 10   | 5305-00-855-0967      | 136  | 1    |
|                       | 151  | 5    | 5930-00-855-3938      | 22   | 2    |
|                       | 152  | 6    | 5310-00-869-9576      | 53   | 7    |
|                       | 153  | 3    | 5940-00-874-9033      | 87   | 11   |
|                       | 154  | 3    |                       | 88   | 9    |
|                       | 155  | 6    |                       | 98   | 2    |
|                       | 157  | 4    |                       | 100  | 11   |
|                       | 158  | 8    | 4730-00-877-8997      | 50   | 30   |
|                       | 162  | 3    | 5310-00-880-7744      | 59   | 7    |
|                       | 163  | 2    |                       | 60   | 5    |

| NATIONAL STOCK NUMBER | FIG. | ITEM | NATIONAL STOCK NUMBER | FIG. | ITEM |
|-----------------------|------|------|-----------------------|------|------|
| 5310-00-880-7744      | 142  | 1    | 5310-00-883-9417      | 157  | 5    |
| 5310-00-880-8189      | 37   | 5    |                       | 158  | 9    |
|                       | 84   | 8    | 5310-00-883-9417      | 162  | 2    |
|                       | 142  | 59   |                       | 163  | 6    |
| 5925-00-883-0090      | 177  | 6    |                       | 165  | 6    |
| 5305-00-883-0629      | 62   | 8    |                       | 172  | 38   |
| 5310-00-883-9384      | 85   | 10   |                       | 178  | 15   |
| 5310-00-883-9417      | 2    | 10   |                       | 179  | 24   |
|                       | 3    | 7    |                       | 181  | 3    |
|                       | 6    | 6    | 5305-00-889-3000      | 6    | 32   |
|                       | 8    | 13   |                       | 6    | 44   |
|                       | 10   | 26   |                       | 59   | 3    |
|                       | 21   | 22   |                       | 72   | 2    |
|                       | 41   | 12   |                       | 133  | 19   |
|                       | 42   | 5    |                       | 163  | 26   |
|                       | 45   | 14   | 5310-00-894-4876      | 128  | 6    |
|                       | 46   | 7    | 5310-00-903-1524      | 120  | 1    |
|                       | 48   | 23   | 4730-00-908-6293      | 9    | 13   |
|                       | 55   | 9    |                       | 114  | 8    |
|                       | 56   | 17   | 4730-00-908-6294      | 9    | 3    |
|                       | 58   | 13   | 5310-00-910-6692      | 78   | 26   |
|                       | 58   | 38   | 5310-00-913-3366      | 142  | 14   |
|                       | 60   | 2    | 5310-00-916-9480      | 136  | 7    |
|                       | 62   | 3    | 4720-00-922-5136      | BULK | 17   |
|                       | 68   | 7    | 5310-00-926-5877      | 9    | 11   |
|                       | 117  | 13   |                       | 20   | 6    |
|                       | 118  | 3    |                       | 36   | 53   |
|                       | 119  | 104  |                       | 42   | 11   |
|                       | 124  | 7    |                       | 45   | 5    |
|                       | 125  | 2    |                       | 49   | 2    |
|                       | 133  | 17   |                       | 50   | 3    |
|                       | 136  | 6    |                       | 51   | 32   |
|                       | 138  | 17   |                       | 54   | 11   |
|                       | 139  | 12   |                       | 54   | 17   |
|                       | 146  | 14   |                       | 55   | 12   |
|                       | 147  | 10   |                       | 116  | 8    |
|                       | 148  | 11   |                       | 120  | 2    |
|                       | 151  | 4    |                       | 121  | 28   |
|                       | 152  | 5    |                       | 124  | 2    |
|                       | 153  | 2    |                       | 133  | 7    |
|                       | 154  | 2    |                       | 134  | 11   |
|                       | 155  | 5    |                       | 136  | 17   |

| NATIONAL STOCK NUMBER | FIG. | ITEM | NATIONAL STOCK NUMBER | FIG. | ITEM |
|-----------------------|------|------|-----------------------|------|------|
| 5310-00-926-5877      | 138  | 39   | 5305-00-958-5247      | 162  | 13   |
|                       | 139  | 3    | 5305-00-958-5254      | 142  | 11   |
|                       | 139  | 9    | 5975-00-977-8478      | 170  | 47   |
|                       | 169  | 33   | 5305-00-978-9395      | 136  | 15   |
|                       | 172  | 20   |                       | 139  | 7    |
|                       | 173  | 33   | 5305-00-983-6670      | 178  | 6    |
|                       | 175  | 6    | 5310-00-983-8483      | 59   | 4    |
| 4730-00-930-5392      | 178  | 34   |                       | 83   | 22   |
| 4730-00-933-0816      | 24   | 15   |                       | 121  | 22   |
|                       | 36   | 56   |                       | 125  | 15   |
| 5310-00-933-8120      | 58   | 29   | 5310-00-984-3805      | 83   | 11   |
| 5310-00-933-8122      | 41   | 28   |                       | 146  | 15   |
|                       | 117  | 7    |                       | 158  | 2    |
|                       | 120  | 20   | 5305-00-984-4992      | 73   | 8    |
|                       | 135  | 2    |                       | 121  | 21   |
|                       | 136  | 26   |                       | 177  | 2    |
|                       | 142  | 2    | 5305-00-984-5674      | 162  | 26   |
|                       | 149  | 12   | 5305-00-984-5678      | 82   | 12   |
| 5310-00-934-9747      | 133  | 22   | 5305-00-984-5687      | 55   | 11   |
|                       | 177  | 39   | 5305-00-984-6193      | 125  | 17   |
| 5310-00-934-9757      | 125  | 14   | 5305-00-984-6207      | 122  | 16   |
|                       | 170  | 57   | 5305-00-984-6210      | 51   | 8    |
| 5310-00-934-9758      | 58   | 6    |                       | 53   | 3    |
|                       | 163  | 18   |                       | 56   | 6    |
|                       | 181  | 14   |                       | 79   | 6    |
| 5305-00-938-1556      | 138  | 33   |                       | 80   | 7    |
| 5305-00-941-3618      | 165  | 4    |                       | 119  | 3    |
| 5305-00-943-5926      | 145  | 11   |                       | 119  | 52   |
| 6240-00-946-2171      | 68   | 3    |                       | 126  | 1    |
| 5305-00-947-4352      | 123  | 18   |                       | 127  | 7    |
|                       | 169  | 23   |                       | 128  | 7    |
| 5305-00-947-4364      | 50   | 5    |                       | 129  | 1    |
| 5310-00-950-1403      | 68   | 8    |                       | 130  | 1    |
|                       | 122  | 2    |                       | 132  | 4    |
| 4730-00-951-3972      | 10   | 5    | 5305-00-984-6212      | 62   | 6    |
| 4730-00-958-0384      | 39   | 5    |                       | 64   | 1    |
| 5305-00-958-5245      | 142  | 6    |                       | 64   | 16   |
| 5305-00-958-5246      | 56   | 16   |                       | 75   | 13   |
| 5305-00-958-5247      | 133  | 3    |                       | 81   | 13   |
|                       | 137  | 10   |                       | 144  | 5    |
|                       | 160  | 20   |                       | 148  | 19   |
|                       | 161  | 3    |                       | 149  | 2    |

| NATIONAL STOCK NUMBER | FIG.             | ITEM | NATIONAL STOCK NUMBER | FIG.             | ITEM |     |
|-----------------------|------------------|------|-----------------------|------------------|------|-----|
| 5305-00-984-6212      | 150              | 11   | 5305-00-988-1727      | 125              | 6    |     |
|                       | 151              | 21   |                       | 160              | 5    |     |
|                       | 152              | 23   |                       | 162              | 31   |     |
|                       | 153              | 19   |                       | 172              | 43   |     |
|                       | 154              | 26   |                       | 179              | 3    |     |
|                       | 155              | 23   |                       | 5975-00-988-3493 | 79   | 4   |
|                       | 173              | 14   |                       | 5305-00-989-7435 | 38   | 13  |
| 5305-00-984-6214      | 9                | 23   | 5305-00-990-0668      | 177              | 20   |     |
|                       | 64               | 18   | 5305-00-993-1848      | 5                | 9    |     |
|                       | 65               | 2    | 4730-00-993-3698      | 2                | 31   |     |
|                       | 66               | 8    | 4720-00-993-6168      | BULK             | 11   |     |
|                       | 75               | 6    | 4730-00-995-1568      | 36               | 59   |     |
|                       | 137              | 1    | 5305-00-995-3569      | 24               | 18   |     |
|                       | 146              | 6    | 5310-00-997-1888      | 139              | 13   |     |
|                       | 147              | 2    | 4720-01-003-6706      | BULK             | 7    |     |
|                       | 148              | 24   | 5342-01-007-0815      | 21               | 20   |     |
|                       | 149              | 8    | 5340-01-013-9392      | 51               | 28   |     |
|                       | 151              | 16   |                       | 113              | 19   |     |
|                       | 152              | 17   | 5305-01-014-5124      | 55               | 18   |     |
|                       | 153              | 14   | 5975-01-018-6492      | 54               | 14   |     |
|                       | 154              | 31   | 5305-01-021-2520      | 178              | 2    |     |
|                       | 155              | 17   | 5305-01-022-8972      | 9                | 6    |     |
|                       | 156              | 1    | 5935-01-025-9099      | 68               | 12   |     |
|                       | 170              | 22   | 4730-01-035-1429      | 17               | 4    |     |
|                       | 173              | 1    |                       | 21               | 5    |     |
|                       | 181              | 18   | 5340-01-038-9481      | 41               | 14   |     |
|                       | 5305-00-984-6216 | 142  | 23                    | 2510-01-039-4396 | 119  | 111 |
| 5305-00-984-6217      | 140              | 14   | 5940-01-047-8489      | 92               | 3    |     |
|                       | 142              | 57   | 4730-01-048-1025      | 21               | 9    |     |
| 5305-00-984-6218      | 138              | 25   | 9320-01-048-2928      | BULK             | 26   |     |
| 5305-00-984-6224      | 177              | 1    | 5975-01-052-1433      | 72               | 1    |     |
| 5305-00-984-6225      | 170              | 53   | 5310-01-054-4644      | 11               | 21   |     |
| 5305-00-988-1170      | 142              | 44   |                       | 19               | 1    |     |
| 5305-00-988-1171      | 142              | 53   |                       | 22               | 19   |     |
| 5305-00-988-1721      | 138              | 45   |                       | 36               | 45   |     |
| 5305-00-988-1723      | 55               | 6    |                       | 45               | 6    |     |
|                       | 145              | 12   |                       | 49               | 1    |     |
|                       | 170              | 12   |                       | 51               | 33   |     |
| 5305-00-988-1727      | 9                | 16   |                       | 121              | 31   |     |
|                       | 41               | 2    |                       | 124              | 3    |     |
|                       | 58               | 26   |                       | 134              | 12   |     |
|                       | 86               | 1    |                       | 136              | 18   |     |

| NATIONAL STOCK NUMBER | FIG.             | ITEM | NATIONAL STOCK NUMBER | FIG.             | ITEM |    |
|-----------------------|------------------|------|-----------------------|------------------|------|----|
| 5310-01-054-4644      | 137              | 9    | 5310-01-067-8396      | 153              | 16   |    |
|                       | 138              | 40   |                       | 154              | 29   |    |
|                       | 140              | 5    |                       | 155              | 20   |    |
|                       | 166              | 4    | 5999-01-068-9543      | 87               | 14   |    |
|                       | 167              | 3    | 5310-01-071-6411      | 82               | 3    |    |
|                       | 168              | 41   |                       | 133              | 25   |    |
|                       | 170              | 1    |                       | 136              | 31   |    |
|                       | 172              | 19   | 5310-01-073-7031      | 36               | 7    |    |
|                       | 175              | 5    |                       | 163              | 32   |    |
|                       | 4730-01-055-4013 | 48   | 18                    | 5310-01-081-0799 | 87   | 19 |
| 49                    |                  | 6    |                       | 88               | 15   |    |
| 2530-01-061-1351      | 6                | 57   |                       | 91               | 19   |    |
|                       | 79               | 8    |                       | 93               | 16   |    |
| 4730-01-061-5927      | 2                | 26   |                       | 94               | 10   |    |
| 4730-01-062-2570      | 5                | 2    |                       | 98               | 7    |    |
| 5310-01-066-6759      | 6                | 17   |                       | 99               | 11   |    |
|                       | 6                | 48   |                       | 100              | 24   |    |
|                       | 10               | 23   | 5310-01-081-1283      | 142              | 58   |    |
|                       | 53               | 12   | 5310-01-081-5351      | 169              | 10   |    |
|                       | 82               | 4    | 5999-01-081-9033      | 93               | 20   |    |
|                       | 117              | 14   | 5305-01-082-0049      | 24               | 21   |    |
|                       | 119              | 108  |                       | 41               | 29   |    |
|                       | 121              | 20   |                       | 59               | 9    |    |
|                       | 122              | 14   |                       | 120              | 21   |    |
|                       | 137              | 13   |                       | 120              | 32   |    |
|                       | 140              | 8    |                       | 138              | 9    |    |
|                       | 142              | 42   |                       | 173              | 27   |    |
|                       | 145              | 4    | 5940-01-082-3321      | 93               | 33   |    |
|                       | 5310-01-067-8396 | 8    | 20                    | 5315-01-082-6927 | 155  | 3  |
|                       |                  | 51   | 5                     | 5920-01-085-0825 | 55   | 39 |
| 55                    |                  | 28   | 4730-01-086-4064      | 46               | 14   |    |
| 79                    |                  | 1    |                       | 47               | 11   |    |
| 83                    |                  | 1    |                       | 113              | 11   |    |
| 85                    |                  | 17   |                       | 114              | 5    |    |
| 125                   |                  | 8    |                       | 167              | 11   |    |
| 127                   |                  | 1    |                       | 169              | 5    |    |
| 140                   |                  | 18   |                       | 170              | 31   |    |
| 147                   |                  | 5    | 5310-01-086-7726      | 99               | 12   |    |
| 148                   |                  | 22   | 5331-01-087-8709      | 168              | 3    |    |
| 149                   |                  | 6    | 4730-01-088-9643      | 177              | 26   |    |
| 151                   |                  | 17   |                       | 178              | 23   |    |
| 152                   |                  | 20   | 4730-01-091-9212      | 50               | 32   |    |

| NATIONAL STOCK NUMBER | FIG. | ITEM | NATIONAL STOCK NUMBER | FIG. | ITEM |
|-----------------------|------|------|-----------------------|------|------|
| 4730-01-096-9127      | 5    | 6    | 4720-01-132-7124      | BULK | 21   |
|                       | 170  | 26   | 5305-01-133-2114      | 119  | 38   |
| 4730-01-096-9128      | 41   | 20   |                       | 119  | 75   |
|                       | 45   | 16   | 4730-01-133-4256      | 47   | 15   |
| 4730-01-096-9398      | 48   | 19   | 2590-01-133-7630      | 121  | 25   |
|                       | 49   | 5    | 4730-01-134-1278      | 38   | 15   |
| 5310-01-103-6042      | 10   | 25   | 4730-01-137-7474      | 39   | 9    |
|                       | 124  | 9    | 5310-01-142-7049      | 54   | 10   |
|                       | 133  | 5    |                       | 61   | 8    |
| 4820-01-104-3968      | 2    | 25   |                       | 62   | 4    |
| 5306-01-106-7496      | 2    | 1    |                       | 67   | 10   |
| 5935-01-108-1877      | 68   | 13   |                       | 76   | 1    |
| 5331-01-109-6064      | 171  | 10   |                       | 116  | 5    |
| 5935-01-110-7143      | 68   | 10   |                       | 136  | 11   |
| 5330-01-111-2281      | BULK | 25   |                       | 146  | 12   |
| 5340-01-111-2451      | 81   | 15   |                       | 150  | 2    |
|                       | 125  | 13   |                       | 170  | 19   |
|                       | 127  | 6    | 4730-01-146-6990      | 78   | 53   |
|                       | 128  | 5    | 5305-01-147-1228      | 2    | 35   |
|                       | 132  | 7    | 5305-01-147-9723      | 164  | 4    |
|                       | 134  | 7    | 5920-01-149-6952      | 55   | 42   |
|                       | 144  | 7    | 5306-01-150-7726      | 164  | 19   |
|                       | 145  | 13   | 5305-01-150-7736      | 164  | 3    |
| 5310-01-113-9097      | 75   | 14   | 5305-01-151-1031      | 164  | 17   |
| 4730-01-114-8326      | 43   | 21   | 2540-01-151-6209      | 119  | 95   |
|                       | 44   | 5    | 9340-01-151-9132      | 119  | 6    |
|                       | 45   | 20   |                       | 119  | 55   |
|                       | 113  | 36   | 9340-01-152-2686      | 121  | 43   |
|                       | 167  | 22   | 2540-01-152-7764      | 58   | 23   |
|                       | 172  | 17   |                       | 121  | 17   |
| 4730-01-117-0119      | 2    | 14   |                       | 122  | 3    |
| 5975-01-119-9336      | 5    | 8    |                       | 140  | 10   |
| 5331-01-121-8323      | 168  | 49   |                       | 142  | 56   |
| 5920-01-123-5211      | 55   | 40   |                       | 162  | 25   |
| 5920-01-123-5212      | 55   | 41   | 2510-01-152-7768      | 119  | 102  |
| 6210-01-124-9986      | 55   | 24   | 5315-01-152-7769      | 119  | 110  |
|                       | 56   | 31   | 3020-01-152-7912      | 119  | 22   |
| 5975-01-127-7595      | 75   | 15   |                       | 119  | 27   |
|                       | 82   | 7    |                       | 119  | 83   |
| 5331-01-129-4333      | 168  | 7    |                       | 119  | 85   |
| 5340-01-130-7909      | 138  | 29   | 5340-01-153-9425      | 55   | 13   |
| 6680-01-131-2551      | 56   | 25   | 5310-01-154-3381      | 175  | 3    |



| NATIONAL STOCK NUMBER | FIG. | ITEM | NATIONAL STOCK NUMBER | FIG. | ITEM |
|-----------------------|------|------|-----------------------|------|------|
| 5310-01-155-1905      | 24   | 23   | 5310-01-161-9123      | 119  | 109  |
| 5330-01-155-1938      | 119  | 40   | 5330-01-163-3149      | 171  | 70   |
|                       | 119  | 73   | 5325-01-163-6558      | 63   | 1    |
| 4010-01-155-2611      | 119  | 23   | 5330-01-163-7432      | 86   | 3    |
|                       | 119  | 84   | 4730-01-164-3365      | 172  | 42   |
| 5360-01-155-4565      | 119  | 13   | 5975-01-164-9437      | 54   | 8    |
|                       | 119  | 96   | 5331-01-166-1712      | 6    | 33   |
| 5945-01-155-5818      | 55   | 36   | 5680-01-167-1137      | BULK | 6    |
| 2540-01-155-5836      | 119  | 49   | 5305-01-167-9408      | 164  | 6    |
|                       | 119  | 59   | 5340-01-168-7285      | 119  | 39   |
| 5365-01-156-4160      | 119  | 12   |                       | 119  | 74   |
|                       | 119  | 97   | 5340-01-171-1071      | 170  | 49   |
| 4730-01-156-4835      | 177  | 34   | 5940-01-174-1488      | 26   | 5    |
| 5305-01-156-5442      | 164  | 23   | 5310-01-174-1491      | 26   | 4    |
| 5340-01-156-6776      | 58   | 2    | 5331-01-179-2860      | 178  | 26   |
|                       | 121  | 19   | 5305-01-182-3208      | 171  | 16   |
|                       | 140  | 19   | 5305-01-182-3209      | 171  | 25   |
|                       | 142  | 54   | 4720-01-182-9067      | BULK | 28   |
| 5310-01-156-7704      | 163  | 19   | 5305-01-184-0776      | 171  | 12   |
| 5310-01-156-7706      | 3    | 2    | 5305-01-185-8668      | 53   | 2    |
|                       | 163  | 7    | 3110-01-185-8726      | 171  | 17   |
|                       | 170  | 14   | 5975-01-188-8873      | 59   | 10   |
| 5306-01-156-8678      | 119  | 105  | 4210-01-189-3286      | 171  | 30   |
| 2540-01-157-2991      | 119  | 26   | 5331-01-192-2233      | 171  | 18   |
| 5305-01-157-5624      | 119  | 101  | 5331-01-192-2234      | 171  | 22   |
| 2510-01-157-6910      | 119  | 46   | 5315-01-193-9327      | 168  | 80   |
|                       | 119  | 61   | 5342-01-194-0894      | 52   | 11   |
| 5340-01-158-5378      | 3    | 8    |                       | 164  | 11   |
| 5306-01-158-6232      | 119  | 15   | 5305-01-194-2998      | 163  | 12   |
|                       | 119  | 94   | 5310-01-194-3014      | 119  | 18   |
| 5340-01-158-6318      | 119  | 34   |                       | 119  | 93   |
|                       | 119  | 80   | 4730-01-195-3805      | 176  | 2    |
| 4730-01-159-0140      | 179  | 15   | 5305-01-195-5050      | 52   | 8    |
| 5306-01-159-6549      | 154  | 17   | 5310-01-199-4393      | 58   | 21   |
|                       | 164  | 22   |                       | 136  | 24   |
| 5310-01-159-8178      | 164  | 13   |                       | 149  | 13   |
| 5340-01-160-4010      | 3    | 5    | 5310-01-201-1180      | 177  | 15   |
| 5365-01-160-4736      | 119  | 103  | 5999-01-203-6687      | 87   | 16   |
| 4730-01-160-8202      | 177  | 9    |                       | 88   | 2    |
| 5331-01-160-9857      | 6    | 31   |                       | 90   | 2    |
| 5331-01-161-2411      | 37   | 3    |                       | 95   | 3    |
| 4730-01-161-6679      | 113  | 13   |                       | 96   | 18   |

| NATIONAL STOCK NUMBER | FIG. | ITEM | NATIONAL STOCK NUMBER | FIG. | ITEM |
|-----------------------|------|------|-----------------------|------|------|
| 5999-01-203-6687      | 100  | 30   | 5310-01-239-9412      | 121  | 24   |
| 5310-01-204-2167      | 141  | 2    | 5331-01-241-2709      | 171  | 13   |
| 5975-01-207-0229      | 54   | 5    | 5340-01-244-4707      | 41   | 21   |
|                       | 78   | 52   |                       | 84   | 9    |
|                       | 82   | 6    | 5310-01-245-0500      | 75   | 22   |
| 5975-01-207-0230      | 177  | 18   | 5120-01-247-6131      | 182  | 11   |
| 5306-01-209-0504      | 174  | 12   | 5310-01-251-0784      | 11   | 4    |
| 4210-01-213-4458      | 171  | 95   | 5365-01-251-2034      | 36   | 67   |
| 4210-01-213-4459      | 171  | 76   |                       | 48   | 17   |
| 4210-01-213-4461      | 171  | 1    | 5310-01-251-2925      | 50   | 6    |
|                       | 171  | 53   | 2990-01-252-6456      | 11   | 11   |
| 3040-01-213-8551      | 171  | 7    | 4730-01-254-1251      | 39   | 4    |
| 3040-01-213-8552      | 171  | 85   |                       | 41   | 22   |
| 3040-01-213-8704      | 171  | 46   |                       | 43   | 20   |
| 5935-01-214-4163      | 95   | 15   |                       | 50   | 13   |
|                       | 96   | 14   |                       | 113  | 26   |
|                       | 98   | 17   | 2540-01-254-5624      | 119  | 69   |
|                       | 100  | 28   | 5340-01-254-7380      | 11   | 15   |
| 5935-01-214-5259      | 95   | 7    | 5975-01-262-8475      | 72   | 6    |
|                       | 96   | 24   |                       | 73   | 1    |
|                       | 98   | 12   | 6220-01-267-0284      | 71   | 2    |
|                       | 100  | 10   | 5310-01-267-1684      | 140  | 12   |
| 5999-01-214-9682      | 90   | 6    | 5330-01-267-7542      | BULK | 1    |
|                       | 96   | 4    | 4730-01-268-2402      | 2    | 27   |
|                       | 100  | 9    | 5930-01-268-7728      | 6    | 56   |
| 2540-01-215-4234      | 141  | 3    |                       | 56   | 29   |
| 5999-01-216-3648      | 87   | 15   |                       | 79   | 10   |
|                       | 88   | 13   | 4730-01-270-2477      | 176  | 4    |
|                       | 89   | 6    | 4730-01-273-3671      | 173  | 30   |
|                       | 93   | 4    |                       | 174  | 16   |
|                       | 94   | 13   | 3120-01-273-7507      | 26   | 22   |
|                       | 95   | 18   | 4730-01-278-0998      | 36   | 68   |
|                       | 96   | 6    | 5999-01-280-1438      | 87   | 28   |
|                       | 100  | 26   |                       | 88   | 3    |
| 5995-01-219-1843      | 59   | 11   |                       | 90   | 3    |
| 2590-01-225-2503      | BULK | 16   |                       | 96   | 28   |
| 4730-01-233-3395      | 172  | 1    |                       | 100  | 5    |
| 4210-01-234-3436      | 171  | 21   | 5310-01-281-0563      | 149  | 11   |
| 4730-01-235-5782      | 113  | 40   | 4730-01-282-1695      | 48   | 12   |
| 5310-01-236-7515      | 78   | 33   | 5975-01-282-6254      | 54   | 6    |
| 2815-01-237-8189      | 14   | 8    | 5310-01-283-4637      | 53   | 8    |
| 6130-01-239-8106      | 74   | 2    |                       | 65   | 4    |

| NATIONAL STOCK NUMBER | FIG. | ITEM | NATIONAL STOCK NUMBER | FIG. | ITEM |
|-----------------------|------|------|-----------------------|------|------|
| 5310-01-283-4637      | 116  | 13   | 5930-01-302-3301      | 5    | 4    |
|                       | 133  | 26   | 5310-01-303-4701      | 170  | 56   |
|                       | 138  | 10   | 5305-01-305-6078      | 164  | 20   |
|                       | 160  | 12   | 5310-01-305-8328      | 28   | 15   |
|                       | 161  | 5    | 4730-01-305-8657      | 45   | 21   |
|                       | 163  | 31   |                       | 113  | 38   |
| 5975-01-283-8699      | 72   | 8    |                       | 167  | 24   |
|                       | 75   | 16   |                       | 172  | 11   |
| 5305-01-285-7712      | 139  | 17   | 4730-01-305-8661      | 48   | 10   |
| 5999-01-286-5843      | 87   | 17   | 5310-01-306-2351      | 136  | 22   |
|                       | 88   | 12   | 5935-01-308-7866      | 100  | 37   |
|                       | 91   | 21   | 5935-01-308-8599      | 95   | 9    |
|                       | 93   | 19   |                       | 96   | 9    |
|                       | 94   | 14   | 5940-01-309-6313      | 4    | 13   |
|                       | 98   | 5    |                       | 6    | 22   |
|                       | 99   | 13   |                       | 87   | 4    |
|                       | 100  | 22   |                       | 88   | 5    |
|                       | 177  | 3    |                       | 93   | 36   |
|                       | 177  | 7    |                       | 98   | 4    |
| 5306-01-288-8936      | 78   | 14   |                       | 99   | 2    |
| 5340-01-289-2201      | 119  | 20   | 5310-01-311-0004      | 136  | 2    |
|                       | 119  | 91   | 5306-01-314-2390      | 78   | 23   |
| 3020-01-289-7464      | 78   | 2    | 3110-01-315-7020      | 28   | 4    |
| 5935-01-291-2814      | 96   | 2    | 4730-01-316-5785      | 21   | 27   |
|                       | 100  | 33   | 2920-01-316-7388      | 28   | 1    |
| 4730-01-291-8460      | 41   | 7    | 5999-01-319-7394      | 96   | 5    |
|                       | 170  | 33   |                       | 100  | 29   |
| 4820-01-291-8529      | 171  | 24   | 5975-01-322-6434      | 72   | 5    |
| 5315-01-291-9168      | 171  | 61   | 5935-01-323-6817      | 87   | 13   |
| 5935-01-292-2336      | 95   | 21   | 6625-01-324-3625      | 182  | 6    |
| 5305-01-292-9997      | 76   | 4    | 6240-01-327-4564      | 77   | 2    |
|                       | 147  | 6    | 3110-01-328-7515      | 36   | 14   |
| 5970-01-293-9070      | BULK | 14   | 3110-01-329-6870      | 36   | 27   |
| 2590-01-294-6075      | 178  | 1    | 5310-01-329-9101      | 78   | 4    |
| 4720-01-294-7228      | BULK | 31   | 5330-01-331-2063      | 177  | 28   |
| 4730-01-295-3763      | 50   | 29   | 4730-01-333-2273      | 43   | 17   |
| 5975-01-295-8211      | 75   | 23   |                       | 172  | 3    |
| 4730-01-300-4090      | 48   | 11   | 5120-01-333-3140      | 182  | 12   |
|                       | 113  | 37   | 5310-01-333-4543      | 24   | 16   |
| 4730-01-300-4114      | 41   | 23   |                       | 36   | 70   |
|                       | 113  | 39   | 5315-01-334-8656      | 148  | 3    |
| 6145-01-300-6438      | 5    | 12   |                       | 151  | 10   |

| NATIONAL STOCK NUMBER | FIG. | ITEM | NATIONAL STOCK NUMBER | FIG. | ITEM |
|-----------------------|------|------|-----------------------|------|------|
| 5315-01-334-8656      | 152  | 3    | 5310-01-346-3459      | 40   | 4    |
|                       | 153  | 8    | 5940-01-347-6142      | 89   | 2    |
|                       | 154  | 5    | 4730-01-348-6542      | 2    | 9    |
| 5940-01-336-6331      | 91   | 9    | 5305-01-352-2019      | 119  | 35   |
|                       | 95   | 12   |                       | 119  | 79   |
| 5940-01-336-7095      | 98   | 15   | 6530-01-352-4777      | 21   | 19   |
| 5935-01-336-7622      | 91   | 8    | 5940-01-353-5702      | 4    | 4    |
|                       | 96   | 36   |                       | 87   | 25   |
|                       | 100  | 14   |                       | 89   | 4    |
| 5935-01-336-9923      | 99   | 18   |                       | 95   | 5    |
| 5999-01-337-0088      | 91   | 14   |                       | 96   | 10   |
|                       | 92   | 5    |                       | 97   | 2    |
| 5935-01-337-0288      | 91   | 7    |                       | 98   | 19   |
|                       | 96   | 34   |                       | 100  | 16   |
|                       | 100  | 15   | 5940-01-353-6473      | 88   | 10   |
| 5940-01-337-3319      | 93   | 14   |                       | 92   | 2    |
| 6150-01-337-5039      | 93   | 29   |                       | 93   | 45   |
|                       | 94   | 2    |                       | 96   | 11   |
| 5935-01-338-3532      | 4    | 6    |                       | 100  | 38   |
|                       | 95   | 25   | 5305-01-353-8322      | 119  | 10   |
|                       | 96   | 31   |                       | 119  | 99   |
| 5305-01-338-7312      | 140  | 17   | 2510-01-354-1288      | 119  | 4    |
|                       | 142  | 43   | 2510-01-354-1289      | 119  | 57   |
| 5940-01-340-0586      | 97   | 4    | 2510-01-354-4365      | 119  | 1    |
|                       | 98   | 29   | 2510-01-354-4366      | 119  | 51   |
| 5940-01-340-0587      | 87   | 21   | 2510-01-355-0542      | 119  | 106  |
|                       | 93   | 7    | 5305-01-355-2613      | 119  | 41   |
| 5305-01-340-8311      | 28   | 19   |                       | 119  | 68   |
| 5940-01-340-9064      | 87   | 10   | 2510-01-355-6575      | 119  | 37   |
|                       | 88   | 8    | 5940-01-357-0069      | 87   | 8    |
|                       | 93   | 10   |                       | 88   | 7    |
|                       | 94   | 4    | 5365-01-357-6257      | 120  | 28   |
| 5940-01-341-0525      | 93   | 37   | 4730-01-357-8699      | 21   | 8    |
|                       | 94   | 16   | 5940-01-358-7789      | 87   | 12   |
| 5305-01-341-2905      | 28   | 13   | 5940-01-359-0245      | 96   | 35   |
| 5940-01-341-7689      | 98   | 18   | 5315-01-359-4537      | 171  | 40   |
| 5940-01-342-0558      | 87   | 30   | 3110-01-359-4593      | 28   | 5    |
| 4540-01-342-1648      | 181  | 11   | 4730-01-360-0226      | 17   | 15   |
| 5940-01-342-3882      | 91   | 12   | 5340-01-361-2014      | 77   | 6    |
|                       | 92   | 8    | 5975-01-362-7144      | 6    | 4    |
| 5315-01-342-4055      | 41   | 16   | 6220-01-363-4620      | 55   | 53   |
| 6680-01-343-5861      | 178  | 27   | 4720-01-364-4441      | BULK | 30   |

| NATIONAL STOCK NUMBER | FIG. | ITEM | NATIONAL STOCK NUMBER | FIG. | ITEM |
|-----------------------|------|------|-----------------------|------|------|
| 5310-01-366-5363      | 136  | 27   | 5325-01-394-2414      | 10   | 21   |
| 5306-01-367-9253      | 176  | 11   |                       | 21   | 14   |
| 5340-01-368-1370      | 119  | 32   |                       | 55   | 14   |
|                       | 119  | 71   |                       | 56   | 19   |
| 5310-01-372-2289      | 119  | 33   |                       | 74   | 1    |
|                       | 119  | 70   |                       | 119  | 43   |
| 5305-01-372-2565      | 119  | 31   |                       | 119  | 60   |
|                       | 119  | 72   |                       | 125  | 26   |
| 5999-01-372-4955      | 4    | 11   |                       | 157  | 2    |
|                       | 96   | 31   |                       | 158  | 6    |
|                       | 98   | 25   |                       | 159  | 5    |
| 5999-01-373-4494      | 93   | 13   |                       | 160  | 8    |
|                       | 99   | 14   |                       | 162  | 5    |
| 5940-01-374-9838      | 93   | 24   |                       | 163  | 8    |
| 5306-01-380-8850      | 78   | 20   |                       | 165  | 8    |
| 5305-01-380-9205      | 78   | 24   |                       | 172  | 24   |
| 5330-01-381-9650      | 50   | 37   |                       | 181  | 4    |
| 5340-01-384-3005      | 41   | 5    | 5330-01-394-8346      | BULK | 4    |
| 5940-01-386-5967      | 4    | 2    | 5325-01-395-1247      | 68   | 15   |
|                       | 89   | 5    |                       | 121  | 32   |
|                       | 91   | 2    |                       | 161  | 1    |
|                       | 93   | 35   | 5325-01-395-2124      | 160  | 4    |
|                       | 96   | 8    | 5935-01-396-8121      | 68   | 11   |
|                       | 97   | 13   | 4010-01-396-9451      | 120  | 22   |
|                       | 98   | 3    | 5940-01-396-9499      | 98   | 13   |
|                       | 99   | 6    | 2930-01-398-3052      | 14   | 18   |
|                       | 100  | 4    | 5340-01-398-6995      | 47   | 13   |
| 5340-01-388-0948      | 1    | 4    |                       | 145  | 7    |
| 4820-01-388-5238      | 178  | 35   |                       | 167  | 29   |
| 5330-01-389-4366      | 24   | 5    | 4730-01-398-8329      | 6    | 24   |
| 3110-01-390-6426      | 110  | 43   | 5940-01-400-0618      | 94   | 9    |
| 5330-01-390-9045      | 115  | 1    | 5999-01-406-4110      | 4    | 5    |
| 5930-01-391-5662      | 79   | 9    |                       | 93   | 44   |
| 2540-01-392-2329      | 119  | 88   |                       | 95   | 16   |
| 2540-01-392-6593      | 119  | 30   |                       | 98   | 16   |
| 5305-01-393-1310      | 28   | 12   | 5306-01-407-7188      | 119  | 25   |
| 2540-01-393-2149      | 119  | 14   |                       | 119  | 90   |
| 2920-01-393-2739      | 28   | 8    | 5325-01-411-0066      | 9    | 20   |
| 5310-01-393-3735      | 163  | 30   |                       | 38   | 1    |
|                       | 172  | 6    |                       | 50   | 26   |
| 2920-01-393-7984      | 28   | 14   |                       | 55   | 1    |
| 5325-01-394-2414      | 3    | 4    |                       | 56   | 11   |

| NATIONAL STOCK NUMBER | FIG. | ITEM | NATIONAL STOCK NUMBER | FIG. | ITEM |
|-----------------------|------|------|-----------------------|------|------|
| 5325-01-411-0066      | 61   | 4    | 4730-01-452-3277      | 172  | 47   |
|                       | 64   | 19   | 5999-01-452-9967      | 96   | 23   |
|                       | 66   | 11   | 6685-01-453-5724      | 96   | 16   |
|                       | 75   | 2    | 2940-01-454-0787      | 5    | 5    |
|                       | 85   | 5    | 4730-01-457-8006      | 170  | 58   |
|                       | 116  | 4    | 5920-01-459-3847      | 76   | 9    |
|                       | 119  | 42   |                       | 175  | 17   |
|                       | 119  | 66   | 5310-01-462-6244      | 52   | 12   |
|                       | 121  | 1    |                       | 164  | 12   |
|                       | 138  | 12   | 5310-01-464-2331      | 78   | 38   |
|                       | 156  | 7    | 5305-01-464-2362      | 78   | 27   |
|                       | 162  | 9    | 5975-01-464-8195      | 181  | 8    |
|                       | 173  | 15   | 5975-01-464-9164      | 54   | 9    |
| 5325-01-414-7133      | 57   | 4    |                       | 181  | 7    |
|                       | 119  | 48   | 5310-01-466-2747      | 108  | 3    |
|                       | 119  | 67   | 5905-01-466-2808      | 7    | 7    |
|                       | 125  | 5    | 5310-01-466-7850      | 8    | 7    |
|                       | 137  | 15   |                       | 120  | 31   |
|                       | 175  | 13   |                       | 173  | 24   |
| 5945-01-416-6438      | 55   | 37   | 5305-01-470-0966      | 175  | 20   |
| 2510-01-417-4865      | 119  | 2    | 4730-01-471-6636      | 170  | 37   |
|                       | 119  | 53   | 4710-01-474-9252      | 21   | 15   |
| 4210-01-418-2155      | 50   | 22   | 5325-01-474-9732      | 55   | 27   |
| 5320-01-418-5864      | 10   | 27   | 5340-01-475-0039      | 21   | 12   |
| 5325-01-420-3005      | 119  | 9    | 5340-01-475-0054      | 21   | 16   |
|                       | 119  | 78   | 5310-01-477-8639      | 2    | 33   |
| 4210-01-421-8494      | 168  | 21   |                       | 20   | 5    |
| 4730-01-422-4088      | 115  | 9    |                       | 120  | 25   |
| 4820-01-422-5556      | 51   | 19   |                       | 125  | 10   |
| 3120-01-422-5932      | 168  | 46   |                       | 167  | 17   |
| 5999-01-422-9740      | 93   | 6    |                       | 169  | 32   |
|                       | 95   | 6    |                       | 173  | 16   |
|                       | 98   | 14   |                       | 174  | 1    |
| 4330-01-423-6207      | 178  | 12   | 5935-01-479-1599      | 93   | 42   |
| 4010-01-429-6273      | 133  | 24   |                       | 95   | 19   |
| 5310-01-434-7272      | 29   | 9    | 5342-01-480-0358      | 4    | 12   |
| 5306-01-435-6113      | 123  | 21   |                       | 95   | 10   |
| 5310-01-437-8700      | 30   | 5    |                       | 98   | 24   |
| 5365-01-437-9579      | 78   | 7    | 5940-01-480-2341      | 87   | 27   |
| 5340-01-441-2099      | 51   | 6    |                       | 88   | 17   |
| 5940-01-446-7607      | 100  | 34   |                       | 93   | 26   |
| 2940-01-449-7635      | 10   | 3    | 2590-01-480-2394      | 91   | 10   |

| NATIONAL STOCK NUMBER | FIG. | ITEM | NATIONAL STOCK NUMBER | FIG. | ITEM |
|-----------------------|------|------|-----------------------|------|------|
| 5310-01-480-4250      | 175  | 2    | 5935-01-514-4357      | 93   | 43   |
| 5935-01-480-9083      | 87   | 6    |                       | 96   | 7    |
|                       | 96   | 21   |                       | 98   | 27   |
|                       | 98   | 26   | 5999-01-515-1015      | 6    | 21   |
|                       | 100  | 35   | 4820-01-515-0455      | 21   | 10   |
|                       | 100  | 39   | 5935-01-515-2028      | 97   | 3    |
| 5935-01-483-0852      | 100  | 40   |                       | 98   | 30   |
| 5310-01-483-6027      | 123  | 23   | 5945-01-516-0446      | 41   | 25   |
| 5310-01-483-7151      | 123  | 22   |                       | 41   | 26   |
| 5999-01-484-6926      | 4    | 3    | 2590-01-516-6913      | 41   | 9    |
|                       | 96   | 15   | 5340-01-516-8787      | 116  | 10   |
| 5945-01-484-7194      | 55   | 34   |                       | 156  | 4    |
|                       | 83   | 15   |                       | 162  | 10   |
| 2510-01-484-7334      | 119  | 76   | 5340-01-516-8876      | 146  | 4    |
| 5935-01-485-4000      | 87   | 5    |                       | 150  | 10   |
|                       | 96   | 19   | 5935-01-516-9220      | 78   | 48   |
|                       | 100  | 42   | 5975-01-516-9221      | 78   | 49   |
| 5305-01-485-6333      | 120  | 27   | 4720-01-516-9306      | 176  | 3    |
| 5306-01-485-9832      | 78   | 6    | 4720-01-516-9308      | 176  | 6    |
| 5310-01-485-9841      | 78   | 13   | 4720-01-516-9309      | 176  | 5    |
| 4730-01-487-4686      | 41   | 15   | 4720-01-516-9311      | 36   | 57   |
| 5920-01-487-5516      | 84   | 16   | 5935-01-516-9367      | 93   | 18   |
| 5310-01-492-5582      | 154  | 15   | 5935-01-516-9371      | 87   | 22   |
| 4730-01-492-8482      | 22   | 6    |                       | 93   | 8    |
| 5310-01-494-4566      | 169  | 21   | 5935-01-517-0938      | 95   | 24   |
| 6240-01-498-3042      | 65   | 6    | 5330-01-517-2194      | 64   | 4    |
| 4820-01-499-6221      | 49   | 7    |                       | 64   | 14   |
| 5331-01-503-3545      | 1    | 3    | 4310-01-517-2199      | 5    | 3    |
| 5935-01-503-4847      | 87   | 3    | 5340-01-517-2213      | 56   | 3    |
|                       | 95   | 20   | 5305-01-517-2222      | 2    | 19   |
|                       | 96   | 3    | 5325-01-517-2270      | 9    | 24   |
| 5935-01-503-7348      | 95   | 22   |                       | 42   | 9    |
|                       | 96   | 32   |                       | 58   | 16   |
| 5310-01-505-3798      | 108  | 4    |                       | 81   | 1    |
| 5340-01-506-0139      | 162  | 12   |                       | 123  | 5    |
| 5935-01-508-1750      | 97   | 11   |                       | 139  | 31   |
|                       | 98   | 21   |                       | 142  | 4    |
|                       | 99   | 4    | 5325-01-517-2278      | 123  | 4    |
|                       | 100  | 2    | 5305-01-517-2284      | 123  | 2    |
| 5940-01-508-5925      | 170  | 52   |                       | 140  | 1    |
| 5935-01-514-4357      | 4    | 10   | 4310-01-517-2327      | 10   | 36   |
|                       | 90   | 5    | 5330-01-517-2731      | 125  | 23   |

| NATIONAL STOCK NUMBER | FIG. | ITEM | NATIONAL STOCK NUMBER | FIG. | ITEM |
|-----------------------|------|------|-----------------------|------|------|
| 5340-01-517-2738      | 125  | 18   | 5310-01-517-3308      | 78   | 18   |
| 5340-01-517-2760      | 170  | 24   | 5331-01-517-3312      | 36   | 42   |
| 5310-01-517-2762      | 53   | 5    | 5310-01-517-3315      | 36   | 22   |
|                       | 58   | 33   | 5310-01-517-3319      | 36   | 39   |
| 5325-01-517-2773      | 58   | 31   | 5940-01-517-3322      | 100  | 20   |
|                       | 146  | 2    | 4910-01-517-3334      | 182  | 15   |
|                       | 148  | 25   | 5940-01-517-3337      | 94   | 6    |
|                       | 149  | 7    | 5330-01-517-3338      | 50   | 1    |
|                       | 150  | 8    |                       | 51   | 29   |
|                       | 152  | 18   | 5365-01-517-3346      | 26   | 14   |
|                       | 153  | 15   | 5340-01-517-3347      | 50   | 11   |
|                       | 154  | 30   |                       | 113  | 1    |
|                       | 155  | 18   | 5365-01-517-3426      | 142  | 32   |
| 5305-01-517-2795      | 58   | 24   | 2540-01-517-3427      | 142  | 38   |
| 5310-01-517-2801      | 58   | 20   | 2540-01-517-3432      | 119  | 21   |
| 5330-01-517-2830      | 179  | 18   |                       | 119  | 92   |
| 5340-01-517-2833      | 67   | 4    | 5365-01-517-3433      | 78   | 17   |
| 5315-01-517-2837      | 179  | 22   | 2590-01-517-3439      | 50   | 25   |
| 2540-01-517-2838      | 117  | 5    |                       | 75   | 20   |
| 5365-01-517-2849      | 26   | 21   |                       | 81   | 4    |
| 5365-01-517-2850      | 26   | 12   |                       | 82   | 8    |
| 5365-01-517-2851      | 78   | 47   |                       | 173  | 3    |
| 5365-01-517-2853      | 78   | 5    | 2590-01-517-3446      | 75   | 36   |
| 2540-01-517-2856      | 117  | 16   | 5365-01-517-3448      | 142  | 22   |
| 2540-01-517-2859      | 117  | 15   | 5340-01-517-3677      | 44   | 6    |
| 5305-01-517-2866      | 179  | 17   | 5340-01-517-3680      | 41   | 1    |
| 2590-01-517-2878      | 58   | 22   |                       | 50   | 19   |
|                       | 121  | 23   |                       | 113  | 6    |
|                       | 122  | 12   |                       | 169  | 27   |
|                       | 140  | 16   | 2510-01-517-3682      | 142  | 43   |
|                       | 142  | 49   |                       | 148  | 21   |
|                       | 162  | 24   |                       | 149  | 5    |
| 5340-01-517-2883      | 168  | 15   |                       | 151  | 18   |
| 5330-01-517-2887      | 78   | 46   |                       | 152  | 19   |
| 5330-01-517-2892      | 78   | 41   |                       | 153  | 17   |
| 5305-01-517-3210      | 168  | 16   |                       | 154  | 28   |
|                       | 171  | 86   | 5340-01-517-3685      | 50   | 14   |
| 5330-01-517-3220      | 36   | 5    |                       | 113  | 12   |
| 5340-01-517-3274      | 73   | 3    |                       | 167  | 9    |
|                       | 77   | 4    |                       | 169  | 29   |
| 5310-01-517-3300      | 36   | 41   | 5340-01-517-3695      | 48   | 15   |
| 5315-01-517-3302      | 36   | 40   | 5305-01-517-3696      | 78   | 19   |



| NATIONAL STOCK NUMBER | FIG. | ITEM | NATIONAL STOCK NUMBER | FIG. | ITEM |
|-----------------------|------|------|-----------------------|------|------|
| 3040-01-517-3699      | 142  | 39   | 5340-01-517-3963      | 118  | 5    |
|                       | 152  | 27   | 5365-01-517-3967      | 170  | 48   |
|                       | 155  | 27   | 5305-01-517-3970      | 164  | 1    |
| 5310-01-517-3705      | 78   | 21   | 5310-01-517-3978      | 117  | 11   |
| 5305-01-517-3710      | 66   | 3    | 4210-01-517-4088      | 167  | 28   |
|                       | 78   | 11   | 5325-01-517-4190      | 168  | 24   |
|                       | 81   | 14   | 5331-01-517-4191      | 168  | 82   |
|                       | 120  | 15   | 5320-01-517-4196      | 132  | 2    |
|                       | 144  | 6    | 5355-01-517-4198      | 168  | 81   |
|                       | 160  | 22   | 5331-01-517-4199      | 168  | 84   |
| 2510-01-517-3712      | 121  | 33   | 5310-01-517-4200      | 2    | 7    |
| 5310-01-517-3715      | 78   | 36   |                       | 6    | 54   |
| 5310-01-517-3717      | 78   | 39   |                       | 58   | 3    |
| 5305-01-517-3719      | 78   | 8    |                       | 70   | 4    |
| 5305-01-517-3729      | 108  | 5    |                       | 126  | 2    |
| 5305-01-517-3730      | 168  | 5    |                       | 127  | 2    |
| 5305-01-517-3760      | 168  | 9    |                       | 131  | 5    |
| 5305-01-517-3763      | 168  | 53   |                       | 142  | 46   |
|                       | 171  | 73   | 5355-01-517-4202      | 168  | 78   |
| 5331-01-517-3765      | 168  | 50   | 5305-01-517-4204      | 168  | 79   |
| 5305-01-517-3768      | 168  | 34   | 5305-01-517-4205      | 168  | 77   |
| 5360-01-517-3771      | 126  | 6    | 5305-01-517-4206      | 168  | 62   |
|                       | 129  | 6    | 5310-01-517-4207      | 122  | 4    |
|                       | 130  | 5    |                       | 162  | 30   |
|                       | 163  | 25   | 5305-01-517-4209      | 168  | 70   |
| 5330-01-517-3780      | 125  | 30   | 5305-01-517-4211      | 171  | 28   |
| 5305-01-517-3894      | 122  | 13   | 5305-01-517-4217      | 171  | 8    |
| 5330-01-517-3903      | 6    | 29   | 5305-01-517-4218      | 168  | 8    |
| 5305-01-517-3927      | 168  | 38   | 3110-01-517-4226      | 138  | 37   |
| 5305-01-517-3930      | 168  | 39   | 3110-01-517-4227      | 168  | 48   |
| 5305-01-517-3932      | 168  | 32   | 3110-01-517-4230      | 139  | 14   |
|                       | 171  | 38   | 3120-01-517-4232      | 78   | 16   |
| 5315-01-517-3938      | 168  | 14   | 5315-01-517-4238      | 171  | 75   |
| 5331-01-517-3941      | 168  | 10   | 5315-01-517-4239      | 171  | 77   |
| 5331-01-517-3944      | 168  | 18   | 5315-01-517-4242      | 171  | 9    |
| 5305-01-517-3946      | 168  | 25   | 5315-01-517-4244      | 171  | 48   |
| 5331-01-517-3949      | 168  | 22   | 3120-01-517-4246      | 78   | 15   |
| 5325-01-517-3954      | 168  | 11   | 5310-01-517-4248      | 171  | 3    |
| 5331-01-517-3955      | 168  | 13   | 3940-01-517-4249      | 163  | 42   |
| 5331-01-517-3959      | 168  | 19   | 5325-01-517-4250      | 171  | 29   |
| 5331-01-517-3962      | 168  | 23   | 3110-01-517-4256      | 171  | 6    |
| 5340-01-517-3963      | 117  | 9    | 3950-01-517-4259      | 78   | 1    |

| NATIONAL STOCK NUMBER | FIG. | ITEM | NATIONAL STOCK NUMBER | FIG. | ITEM |
|-----------------------|------|------|-----------------------|------|------|
| 5355-01-517-4275      | 168  | 75   | 4730-01-517-4942      | 2    | 15   |
| 5305-01-517-4276      | 171  | 27   | 4730-01-517-4951      | 172  | 28   |
| 5305-01-517-4277      | 171  | 80   | 4810-01-517-4957      | 170  | 55   |
| 5331-01-517-4278      | 171  | 81   | 6115-01-517-4958      | 175  | 4    |
| 5330-01-517-4279      | 171  | 84   | 4810-01-517-4961      | 170  | 38   |
| 5325-01-517-4280      | 171  | 91   | 4810-01-517-4976      | 6    | 39   |
| 5315-01-517-4282      | 171  | 94   |                       | 56   | 14   |
| 5315-01-517-4283      | 171  | 88   | 4810-01-517-4979      | 56   | 12   |
| 5305-01-517-4284      | 171  | 67   | 4810-01-517-4985      | 50   | 18   |
| 5310-01-517-4285      | 171  | 89   | 5945-01-517-4986      | 76   | 6    |
| 5340-01-517-4288      | 171  | 92   | 4810-01-517-4987      | 113  | 24   |
| 6220-01-517-4352      | 55   | 60   | 5945-01-517-4988      | 26   | 1    |
| 6220-01-517-4358      | 64   | 2    | 4820-01-517-4989      | 37   | 1    |
|                       | 64   | 12   | 4820-01-517-4992      | 167  | 23   |
| 5330-01-517-4793      | 171  | 72   |                       | 170  | 35   |
| 5331-01-517-4794      | 171  | 69   | 4720-01-517-5002      | 169  | 12   |
| 5310-01-517-4796      | 171  | 44   | 5940-01-517-5004      | 4    | 7    |
| 5325-01-517-4797      | 171  | 41   | 4720-01-517-5006      | 169  | 30   |
| 5325-01-517-4799      | 171  | 65   | 4720-01-517-5008      | 169  | 17   |
| 5315-01-517-4800      | 171  | 64   | 5930-01-517-5009      | 55   | 57   |
| 5315-01-517-4801      | 171  | 47   | 4720-01-517-5011      | 169  | 31   |
| 5310-01-517-4812      | 2    | 34   | 5930-01-517-5014      | 55   | 55   |
|                       | 120  | 26   | 5961-01-517-5016      | 55   | 38   |
|                       | 140  | 2    | 5935-01-517-5024      | 93   | 38   |
| 5310-01-517-4814      | 122  | 7    | 5999-01-517-5026      | 93   | 25   |
| 5310-01-517-4816      | 58   | 17   | 5925-01-517-5035      | 75   | 34   |
| 5315-01-517-4819      | 171  | 49   | 5925-01-517-5038      | 75   | 26   |
| 5305-01-517-4821      | 171  | 15   | 2990-01-517-5045      | 113  | 5    |
| 5340-01-517-4822      | 124  | 19   | 5935-01-517-5133      | 87   | 9    |
| 5315-01-517-4823      | 171  | 52   |                       | 87   | 31   |
| 5305-01-517-4825      | 171  | 50   |                       | 88   | 6    |
| 5340-01-517-4829      | 138  | 4    | 5925-01-517-5137      | 75   | 28   |
| 5340-01-517-4832      | 133  | 20   | 4730-01-517-5262      | 168  | 2    |
| 5330-01-517-4833      | 58   | 15   | 4720-01-517-5263      | 168  | 31   |
| 5330-01-517-4850      | BULK | 29   | 4730-01-517-5265      | 168  | 45   |
| 5315-01-517-4873      | 171  | 96   | 4730-01-517-5266      | 168  | 42   |
| 5340-01-517-4879      | 133  | 11   | 4730-01-517-5267      | 168  | 26   |
| 6685-01-517-4892      | 7    | 14   | 4820-01-517-5269      | 168  | 27   |
| 5930-01-517-4908      | 171  | 56   | 4730-01-517-5272      | 168  | 28   |
| 5965-01-517-4911      | 84   | 11   | 4730-01-517-5273      | 168  | 59   |
| 6110-01-517-4929      | 93   | 1    | 2590-01-517-5282      | 42   | 3    |
| 6685-01-517-4940      | 57   | 2    | 2540-01-517-5284      | 7    | 1    |

| NATIONAL STOCK NUMBER | FIG. | ITEM | NATIONAL STOCK NUMBER | FIG. | ITEM |
|-----------------------|------|------|-----------------------|------|------|
| 4810-01-517-5286      | 168  | 65   | 5935-01-517-5354      | 100  | 32   |
| 4720-01-517-5287      | 168  | 60   | 5365-01-517-5355      | 171  | 11   |
| 4730-01-517-5289      | 11   | 6    | 5365-01-517-5358      | 171  | 35   |
| 2010-01-517-5290      | 36   | 36   | 5935-01-517-5359      | 100  | 8    |
| 5340-01-517-5291      | 139  | 30   | 5365-01-517-5361      | 171  | 71   |
| 2520-01-517-5292      | 179  | 13   | 5945-01-517-5366      | 55   | 30   |
| 2540-01-517-5294      | 55   | 31   | 5365-01-517-5367      | 168  | 67   |
|                       | 85   | 12   | 5925-01-517-5368      | 55   | 47   |
| 2540-01-517-5295      | 172  | 5    | 5365-01-517-5369      | 168  | 69   |
| 2940-01-517-5296      | 7    | 27   | 5365-01-517-5371      | 168  | 54   |
| 2540-01-517-5300      | 155  | 29   | 4730-01-517-5373      | 8    | 15   |
| 4730-01-517-5307      | 168  | 88   | 5365-01-517-5374      | 168  | 83   |
| 4730-01-517-5308      | 168  | 63   | 5365-01-517-5377      | 168  | 43   |
| 4730-01-517-5309      | 168  | 68   | 5365-01-517-5379      | 168  | 91   |
| 4720-01-517-5310      | 169  | 26   | 5940-01-517-5397      | 93   | 22   |
| 4730-01-517-5311      | 168  | 66   | 5940-01-517-5398      | 93   | 27   |
|                       | 171  | 60   | 4730-01-517-5402      | 37   | 15   |
| 4720-01-517-5312      | 169  | 19   | 4720-01-517-5405      | 36   | 60   |
| 4820-01-517-5313      | 168  | 58   | 4720-01-517-5407      | 36   | 61   |
| 4730-01-517-5314      | 168  | 57   | 4720-01-517-5413      | 39   | 3    |
| 4720-01-517-5315      | 169  | 28   | 4720-01-517-5415      | 47   | 1    |
| 4730-01-517-5316      | 168  | 56   | 4720-01-517-5417      | 47   | 28   |
| 4730-01-517-5317      | 168  | 55   | 4720-01-517-5419      | 47   | 27   |
| 4730-01-517-5319      | 168  | 64   | 4720-01-517-5421      | 47   | 17   |
| 4720-01-517-5323      | 168  | 1    | 4720-01-517-5424      | 47   | 20   |
| 4730-01-517-5331      | 171  | 26   | 4720-01-517-5434      | 167  | 27   |
| 4820-01-517-5333      | 46   | 10   | 4720-01-517-5436      | 167  | 15   |
|                       | 47   | 34   | 4720-01-517-5438      | 37   | 10   |
|                       | 169  | 3    | 4720-01-517-5440      | 48   | 5    |
|                       | 170  | 29   | 4720-01-517-5441      | 48   | 8    |
| 4820-01-517-5334      | 47   | 9    | 4720-01-517-5442      | 51   | 3    |
| 4820-01-517-5336      | 47   | 35   | 6105-01-517-5739      | 7    | 20   |
|                       | 167  | 12   | 3020-01-517-5766      | 78   | 25   |
| 4820-01-517-5337      | 47   | 6    | 3040-01-517-5767      | 78   | 3    |
| 4730-01-517-5340      | 10   | 15   | 3040-01-517-5781      | 149  | 16   |
| 4810-01-517-5342      | 50   | 8    | 6220-01-517-5809      | 68   | 1    |
| 5935-01-517-5343      | 168  | 93   | 6220-01-517-5811      | 68   | 2    |
| 4820-01-517-5347      | 114  | 1    | 4930-01-517-5815      | 51   | 10   |
| 5935-01-517-5349      | 100  | 44   |                       | 53   | 9    |
| 5365-01-517-5352      | 171  | 31   | 5340-01-517-5840      | 58   | 27   |
| 4730-01-517-5353      | 172  | 15   | 5325-01-517-5850      | 125  | 16   |
| 5935-01-517-5354      | 96   | 29   | 5340-01-517-5868      | 75   | 9    |

| NATIONAL STOCK NUMBER | FIG. | ITEM | NATIONAL STOCK NUMBER | FIG. | ITEM |
|-----------------------|------|------|-----------------------|------|------|
| 5340-01-517-5868      | 173  | 13   | 5360-01-517-6538      | 148  | 8    |
| 6220-01-517-5870      | 56   | 22   | 5925-01-517-6602      | 55   | 45   |
| 6220-01-517-5875      | 56   | 20   |                       | 83   | 16   |
| 5315-01-517-5982      | 148  | 5    | 5935-01-517-6605      | 91   | 4    |
|                       | 151  | 12   |                       | 97   | 8    |
|                       | 152  | 1    |                       | 98   | 10   |
|                       | 153  | 10   |                       | 99   | 8    |
|                       | 154  | 7    |                       | 100  | 18   |
|                       | 155  | 1    | 5925-01-517-6607      | 55   | 43   |
| 5310-01-517-5988      | 154  | 14   |                       | 83   | 18   |
| 5310-01-517-5998      | 125  | 3    | 5340-01-517-6622      | 10   | 38   |
| 5310-01-517-5990      | 140  | 7    | 5340-01-517-6650      | 58   | 39   |
| 5305-01-517-6004      | 155  | 28   | 5340-01-517-6651      | 121  | 10   |
| 5340-01-517-6008      | 10   | 31   |                       | 137  | 11   |
| 5355-01-517-6014      | 41   | 8    |                       | 146  | 8    |
| 5930-01-517-6020      | 181  | 6    | 5310-01-517-6900      | 26   | 3    |
| 5935-01-517-6022      | 95   | 4    | 5310-01-517-6906      | 26   | 2    |
|                       | 96   | 20   | 5305-01-517-6910      | 26   | 23   |
|                       | 98   | 23   | 5360-01-517-6911      | 148  | 6    |
| 5935-01-517-6025      | 95   | 23   |                       | 151  | 9    |
| 5940-01-517-6027      | 96   | 13   |                       | 152  | 8    |
| 5305-01-517-6040      | 36   | 23   |                       | 153  | 7    |
| 5340-01-517-6049      | 161  | 10   |                       | 154  | 4    |
| 5340-01-517-6053      | 161  | 6    |                       | 155  | 8    |
| 5340-01-517-6068      | 139  | 21   | 5305-01-517-6913      | 26   | 13   |
| 5306-01-517-6073      | 139  | 22   | 5360-01-517-6928      | 151  | 7    |
| 6220-01-517-6077      | 60   | 6    |                       | 152  | 10   |
| 6220-01-517-6092      | 64   | 9    |                       | 153  | 5    |
| 6220-01-517-6096      | 60   | 15   |                       | 154  | 9    |
| 6220-01-517-6149      | 67   | 1    |                       | 155  | 10   |
| 4720-01-517-6203      | 39   | 10   | 3020-01-517-6980      | 26   | 9    |
| 5935-01-517-6218      | 91   | 16   | 3020-01-517-6987      | 26   | 10   |
|                       | 92   | 4    | 2835-01-517-6991      | 36   | 33   |
| 5306-01-517-6219      | 139  | 19   | 3040-01-517-7013      | 168  | 6    |
| 5935-01-517-6221      | 91   | 13   | 5340-01-517-7014      | 10   | 10   |
|                       | 92   | 7    | 3040-01-517-7018      | 171  | 63   |
| 5930-01-517-6231      | 70   | 1    | 4820-01-517-7304      | 7    | 34   |
| 5935-01-517-6239      | 99   | 15   | 5340-01-517-7726      | 142  | 18   |
| 5935-01-517-6245      | 97   | 6    | 6150-01-517-7765      | 93   | 28   |
|                       | 98   | 28   | 5305-01-517-7768      | 117  | 4    |
| 5925-01-517-6372      | 55   | 46   | 6150-01-517-7770      | 93   | 30   |
|                       | 83   | 19   | 6150-01-517-7774      | 93   | 31   |

| NATIONAL STOCK NUMBER | FIG. | ITEM | NATIONAL STOCK NUMBER | FIG. | ITEM |
|-----------------------|------|------|-----------------------|------|------|
| 4140-01-517-7795      | 80   | 5    | 5340-01-517-8525      | 10   | 35   |
| 6105-01-517-7797      | 78   | 29   | 4730-01-517-8526      | 179  | 31   |
| 6150-01-517-7804      | 102  | 1    | 4730-01-517-8527      | 179  | 30   |
| 6150-01-517-8123      | 103  | 1    | 5330-01-517-8528      | 125  | 34   |
| 5935-01-517-8125      | 87   | 29   |                       | 173  | 36   |
|                       | 88   | 4    | 4820-01-517-8529      | 21   | 4    |
|                       | 90   | 4    | 4730-01-517-8532      | 21   | 3    |
|                       | 96   | 27   | 4730-01-517-8535      | 172  | 12   |
|                       | 100  | 31   | 4720-01-517-8537      | 8    | 18   |
| 5935-01-517-8126      | 94   | 12   | 4720-01-517-8538      | 8    | 21   |
| 5935-01-517-8129      | 87   | 20   | 4720-01-517-8542      | 8    | 10   |
|                       | 91   | 18   | 5330-01-517-8549      | 97   | 10   |
|                       | 98   | 8    |                       | 98   | 22   |
|                       | 100  | 25   |                       | 99   | 3    |
| 5935-01-517-8130      | 88   | 16   | 6220-01-517-8551      | 60   | 12   |
|                       | 93   | 21   | 5940-01-517-8554      | 55   | 33   |
|                       | 94   | 15   | 6350-01-517-8574      | 55   | 23   |
|                       | 99   | 10   |                       | 56   | 26   |
|                       | 100  | 27   | 4730-01-517-8577      | 170  | 54   |
| 5925-01-517-8141      | 75   | 24   | 4810-01-517-8579      | 48   | 20   |
| 5935-01-517-8144      | 87   | 18   | 5340-01-517-8581      | 11   | 3    |
|                       | 88   | 14   | 4810-01-517-8582      | 48   | 26   |
|                       | 91   | 20   | 4730-01-517-8584      | 17   | 16   |
|                       | 93   | 17   |                       | 21   | 7    |
|                       | 94   | 11   | 5340-01-517-8590      | 10   | 8    |
|                       | 98   | 6    | 4730-01-517-8598      | 10   | 34   |
|                       | 100  | 23   | 4730-01-517-8599      | 10   | 12   |
| 6220-01-517-8169      | 64   | 3    | 5340-01-517-8600      | 7    | 24   |
|                       | 64   | 13   | 4720-01-517-8601      | 10   | 18   |
| 5935-01-517-8182      | 64   | 5    | 4720-01-517-8602      | 10   | 9    |
|                       | 64   | 15   | 5925-01-517-8612      | 75   | 29   |
| 6220-01-517-8185      | 63   | 2    | 5930-01-517-8925      | 76   | 13   |
| 5935-01-517-8187      | 84   | 3    | 5999-01-517-8940      | 173  | 35   |
| 5935-01-517-8191      | 84   | 5    | 5977-01-517-8945      | 26   | 16   |
| 5325-01-517-8193      | 78   | 31   | 4130-01-517-8946      | 7    | 26   |
| 5965-01-517-8195      | 84   | 6    | 5305-01-517-8957      | 148  | 20   |
| 5305-01-517-8197      | 78   | 35   |                       | 149  | 3    |
| 5965-01-517-8198      | 84   | 1    |                       | 151  | 20   |
| 5940-01-517-8219      | 168  | 71   |                       | 152  | 22   |
| 5940-01-517-8222      | 168  | 94   |                       | 153  | 20   |
| 6150-01-517-8498      | 67   | 3    |                       | 154  | 24   |
| 4730-01-517-8520      | 2    | 24   |                       | 155  | 22   |

| NATIONAL STOCK NUMBER | FIG. | ITEM | NATIONAL STOCK NUMBER | FIG. | ITEM |
|-----------------------|------|------|-----------------------|------|------|
| 5935-01-517-8969      | 82   | 5    | 6150-01-517-9266      | 105  | 1    |
| 4720-01-517-8973      | 11   | 5    | 6150-01-517-9276      | 106  | 1    |
| 4730-01-517-8974      | 6    | 10   | 5305-01-517-9281      | 7    | 30   |
| 4820-01-517-8975      | 43   | 15   | 5305-01-517-9283      | 7    | 17   |
|                       | 44   | 1    | 6645-01-517-9288      | 56   | 27   |
| 4820-01-517-8976      | 45   | 1    | 6110-01-517-9289      | 94   | 1    |
| 2530-01-517-8982      | 168  | 4    | 5340-01-517-9299      | 142  | 5    |
| 5340-01-517-8991      | 148  | 1    | 2805-01-517-9317      | 36   | 15   |
|                       | 149  | 9    | 5999-01-517-9332      | 87   | 7    |
|                       | 151  | 15   |                       | 88   | 11   |
|                       | 152  | 16   |                       | 93   | 11   |
|                       | 153  | 13   |                       | 94   | 7    |
|                       | 154  | 32   | 6220-01-517-9334      | 70   | 6    |
|                       | 155  | 16   | 6220-01-517-9338      | 60   | 15   |
| 5330-01-517-8998      | 146  | 3    | 6150-01-517-9351      | 4    | 1    |
|                       | 148  | 2    | 6130-01-517-9353      | 84   | 18   |
|                       | 149  | 10   | 6150-01-517-9354      | 100  | 1    |
|                       | 150  | 9    | 5305-01-517-9373      | 7    | 5    |
|                       | 151  | 14   | 5340-01-517-9374      | 7    | 25   |
|                       | 152  | 15   | 5305-01-517-9375      | 7    | 23   |
|                       | 153  | 12   | 5305-01-517-9377      | 7    | 4    |
|                       | 154  | 33   | 5340-01-517-9387      | 10   | 13   |
|                       | 155  | 15   | 5925-01-517-9408      | 55   | 44   |
| 4010-01-517-9001      | 171  | 51   |                       | 83   | 17   |
| 5325-01-517-9006      | 7    | 13   | 5315-01-517-9417      | 143  | 6    |
| 5935-01-517-9007      | 72   | 3    | 2920-01-517-9438      | 26   | 11   |
|                       | 73   | 9    | 5310-01-517-9443      | 7    | 33   |
| 4720-01-517-9015      | 114  | 9    | 5305-01-517-9757      | 7    | 31   |
| 4030-01-517-9016      | 171  | 93   | 5340-01-517-9765      | 163  | 39   |
| 4120-01-517-9018      | 6    | 28   | 2540-01-517-9774      | 117  | 3    |
| 4730-01-517-9028      | 48   | 14   | 5310-01-517-9775      | 123  | 7    |
| 5340-01-517-9032      | 137  | 21   |                       | 140  | 4    |
| 5935-01-517-9034      | 78   | 10   | 3120-01-517-9777      | 142  | 27   |
| 6680-01-517-9039      | 168  | 20   | 5340-01-517-9785      | 139  | 24   |
| 6150-01-517-9044      | 168  | 87   | 4820-01-517-9786      | 48   | 13   |
| 5999-01-517-9045      | 93   | 2    | 4320-01-517-9791      | 36   | 26   |
| 5999-01-517-9046      | 93   | 12   | 5340-01-517-9824      | 158  | 5    |
| 6105-01-517-9047      | 168  | 35   |                       | 160  | 11   |
| 5340-01-517-9049      | 81   | 12   | 5310-01-517-9876      | 8    | 5    |
|                       | 139  | 26   | 5310-01-517-9889      | 52   | 10   |
|                       | 144  | 4    |                       | 164  | 10   |
| 2920-01-517-9265      | 26   | 19   | 2990-01-517-9893      | 11   | 7    |

| NATIONAL STOCK NUMBER | FIG. | ITEM | NATIONAL STOCK NUMBER | FIG. | ITEM |
|-----------------------|------|------|-----------------------|------|------|
| 5340-01-517-9904      | 139  | 28   | 4210-01-518-0478      | 113  | 25   |
| 5340-01-517-9939      | 139  | 29   | 4210-01-518-0480      | 113  | 7    |
| 5340-01-517-9956      | 139  | 15   | 4730-01-518-0491      | 172  | 45   |
| 6150-01-517-9973      | 60   | 8    | 6680-01-518-0523      | 83   | 9    |
| 5310-01-518-0051      | 58   | 34   | 4320-01-518-0872      | 36   | 47   |
| 5999-01-518-0112      | 90   | 11   | 4320-01-518-0883      | 36   | 44   |
| 5999-01-518-0143      | 90   | 10   | 4730-01-518-0898      | 169  | 13   |
| 5935-01-518-0147      | 90   | 8    | 4710-01-518-0901      | 42   | 2    |
| 5935-01-518-0148      | 90   | 7    | 4210-01-518-0905      | 168  | 52   |
| 5961-01-518-0151      | 90   | 9    | 6620-01-518-0906      | 113  | 4    |
| 5999-01-518-0157      | 93   | 15   | 6680-01-518-0909      | 56   | 8    |
|                       | 94   | 5    | 6680-01-518-0912      | 56   | 10   |
| 5999-01-518-0162      | 93   | 23   | 2920-01-518-0943      | 26   | 7    |
|                       | 94   | 8    | 2920-01-518-0949      | 26   | 20   |
| 5999-01-518-0169      | 100  | 19   | 6685-01-518-0959      | 57   | 3    |
| 5999-01-518-0181      | 99   | 17   | 5310-01-518-0973      | 171  | 5    |
| 5999-01-518-0236      | 99   | 16   | 5310-01-518-0974      | 171  | 79   |
| 6240-01-518-0240      | 171  | 58   | 2920-01-518-0975      | 26   | 17   |
| 6220-01-518-0243      | 171  | 59   | 2910-01-518-0978      | 40   | 1    |
| 6150-01-518-0245      | 77   | 3    | 4820-01-518-0983      | 177  | 30   |
| 6220-01-518-0249      | 171  | 57   | 6680-01-518-0987      | 51   | 12   |
| 6150-01-518-0258      | 6    | 19   | 4820-01-518-0996      | 177  | 27   |
| 6150-01-518-0261      | BULK | 12   | 6680-01-518-1010      | 51   | 15   |
| 5961-01-518-0263      | 83   | 13   | 5340-01-518-1025      | 159  | 4    |
| 4130-01-518-0265      | 8    | 17   |                       | 160  | 18   |
| 5925-01-518-0283      | 75   | 33   |                       | 161  | 12   |
| 5977-01-518-0284      | 26   | 15   |                       | 163  | 41   |
| 5930-01-518-0290      | 8    | 19   | 4010-01-518-1029      | 48   | 29   |
| 4730-01-518-0375      | 172  | 2    | 4010-01-518-1033      | 50   | 20   |
| 5999-01-518-0390      | 83   | 7    | 5940-01-518-1036      | 181  | 12   |
| 2805-01-518-0391      | 36   | 34   | 2835-01-518-1250      | 16   | 4    |
| 2920-01-518-0395      | 26   | 18   | 2920-01-518-1252      | 83   | 12   |
| 5935-01-518-0417      | 89   | 3    | 6695-01-518-1267      | 56   | 5    |
|                       | 93   | 5    | 4520-01-518-1286      | 7    | 10   |
| 4210-01-518-0419      | 171  | 23   | 5975-01-518-1306      | 177  | 13   |
| 4820-01-518-0422      | 38   | 14   | 2920-01-518-1329      | 55   | 15   |
| 4210-01-518-0423      | 157  | 7    | 5995-01-518-1330      | 91   | 5    |
| 5995-01-518-0433      | 84   | 15   |                       | 97   | 7    |
| 4210-01-518-0454      | 113  | 46   |                       | 98   | 9    |
| 4810-01-518-0457      | 172  | 10   |                       | 99   | 9    |
| 4210-01-518-0463      | 113  | 32   | 5940-01-518-1334      | 97   | 5    |
| 4730-01-518-0467      | 113  | 2    |                       | 98   | 31   |

| NATIONAL STOCK NUMBER | FIG. | ITEM | NATIONAL STOCK NUMBER | FIG. | ITEM |
|-----------------------|------|------|-----------------------|------|------|
| 5940-01-518-1334      | 100  | 36   | 5330-01-518-2031      | 114  | 2    |
| 5940-01-518-1348      | 91   | 15   | 5330-01-518-2033      | 37   | 7    |
|                       | 92   | 6    |                       | 47   | 18   |
| 4320-01-518-1415      | 36   | 37   |                       | 48   | 7    |
| 3040-01-518-1946      | 78   | 32   |                       | 51   | 2    |
| 6680-01-518-1947      | 54   | 12   |                       | 113  | 49   |
| 5365-01-518-1953      | 40   | 9    |                       | 167  | 14   |
| 5940-01-518-1962      | 91   | 11   | 5330-01-518-2035      | 167  | 26   |
|                       | 92   | 9    | 5305-01-518-2052      | 40   | 3    |
| 6220-01-518-1968      | 54   | 20   | 4320-01-518-2064      | 40   | 11   |
| 4730-01-518-1972      | 46   | 11   | 5330-01-518-2067      | 47   | 2    |
|                       | 47   | 33   | 5330-01-518-2069      | 113  | 16   |
|                       | 48   | 3    | 5330-01-518-2070      | 113  | 21   |
|                       | 169  | 2    | 4320-01-518-2071      | 40   | 7    |
| 4730-01-518-1973      | 170  | 18   | 5330-01-518-2072      | 113  | 30   |
| 4730-01-518-1974      | 50   | 34   | 5330-01-518-2075      | 113  | 33   |
|                       | 113  | 9    | 5330-01-518-2079      | 113  | 14   |
|                       | 167  | 5    | 5330-01-518-2080      | 50   | 16   |
| 4730-01-518-1975      | 114  | 3    | 5315-01-518-2085      | 133  | 21   |
| 4730-01-518-1977      | 37   | 6    | 5315-01-518-2088      | 40   | 12   |
|                       | 47   | 19   | 5330-01-518-2089      | 40   | 6    |
|                       | 48   | 6    | 5180-01-518-2408      | 182  | 4    |
|                       | 51   | 1    | 4820-01-518-2434      | 47   | 23   |
|                       | 113  | 48   |                       | 113  | 27   |
|                       | 167  | 13   | 5310-01-518-2435      | 171  | 2    |
| 4730-01-518-1981      | 47   | 8    | 3120-01-518-2437      | 40   | 8    |
| 4730-01-518-1982      | 113  | 18   | 4320-01-518-2441      | 179  | 12   |
| 4730-01-518-1983      | 113  | 22   | 4720-01-518-2445      | BULK | 22   |
| 4730-01-518-1984      | 50   | 36   | 4720-01-518-2482      | BULK | 27   |
| 4910-01-518-1985      | 163  | 11   | 4720-01-518-2489      | BULK | 13   |
| 5340-01-518-1987      | 163  | 48   |                       | BULK | 35   |
| 5340-01-518-1999      | 156  | 10   | 5340-01-518-2538      | 160  | 16   |
|                       | 163  | 50   | 5340-01-518-2540      | 157  | 8    |
| 5330-01-518-2013      | 170  | 17   |                       | 158  | 4    |
| 5330-01-518-2025      | 47   | 16   | 5340-01-518-2543      | 158  | 1    |
| 5330-01-518-2027      | 46   | 12   | 5340-01-518-2544      | 158  | 3    |
|                       | 47   | 32   | 5340-01-518-2546      | 157  | 3    |
|                       | 48   | 4    | 5340-01-518-2804      | 138  | 3    |
|                       | 169  | 1    |                       | 159  | 14   |
| 5330-01-518-2030      | 50   | 35   |                       | 160  | 21   |
|                       | 113  | 8    |                       | 161  | 4    |
|                       | 167  | 6    |                       | 163  | 40   |



| NATIONAL STOCK NUMBER | FIG. | ITEM | NATIONAL STOCK NUMBER | FIG. | ITEM |
|-----------------------|------|------|-----------------------|------|------|
| 5995-01-518-2816      | 104  | 1    | 6150-01-518-5432      | 95   | 1    |
| 5325-01-518-2817      | 171  | 83   | 6680-01-518-5439      | 55   | 50   |
| 5940-01-518-2830      | 181  | 13   | 5935-01-518-5782      | 87   | 2    |
| 6680-01-518-2831      | 86   | 2    | 6105-01-518-5791      | 40   | 5    |
| 5830-01-518-2853      | 84   | 20   | 5940-01-518-5983      | 55   | 16   |
| 5340-01-518-2859      | 81   | 9    | 6110-01-518-6040      | 177  | 40   |
|                       | 144  | 1    | 2815-01-518-6603      | 12   | 1    |
| 5830-01-518-2879      | 55   | 49   | 5945-01-518-6622      | 75   | 25   |
| 5820-01-518-2931      | 55   | 7    | 4730-01-518-7271      | 113  | 31   |
| 6110-01-518-2943      | 55   | 22   | 5120-01-518-8411      | 182  | 10   |
|                       | 57   | 5    | 2940-01-518-8841      | 10   | 32   |
| 5999-01-518-3260      | 40   | 2    | 5975-01-518-9783      | 91   | 3    |
| 2540-01-518-3313      | 155  | 19   |                       | 97   | 9    |
| 6220-01-518-3355      | 55   | 56   |                       | 98   | 11   |
| 6220-01-518-3360      | 55   | 64   |                       | 99   | 7    |
| 4720-01-518-3643      | BULK | 10   |                       | 100  | 17   |
| 4730-01-518-3650      | 179  | 2    | 2940-01-519-0690      | 178  | 4    |
| 4010-01-518-3673      | 137  | 6    |                       | 178  | 5    |
|                       | 143  | 5    |                       | 178  | 13   |
| 4010-01-518-3717      | 137  | 5    | 5340-01-519-0767      | 178  | 17   |
| 2540-01-518-3803      | 7    | 21   | 5935-01-519-0770      | 96   | 17   |
| 2540-01-518-3808      | 137  | 2    |                       | 100  | 33   |
| 4030-01-518-3844      | 41   | 17   |                       | 100  | 41   |
| 2540-01-518-4242      | 6    | 55   | 5935-01-519-1186      | 95   | 2    |
| 2540-01-518-4843      | 182  | 16   |                       | 96   | 22   |
| 4320-01-518-5050      | 36   | 1    | 5935-01-519-1190      | 96   | 30   |
| 4210-01-518-5296      | 133  | 6    | 5935-01-519-1808      | 95   | 17   |
| 4210-01-518-5322      | BULK | 23   | 8315-01-519-2396      | 138  | 28   |
| 4210-01-518-5329      | 168  | 30   | 8315-01-519-2400      | 136  | 8    |
| 4210-01-518-5333      | 168  | 12   |                       | 161  | 16   |
| 4210-01-518-5336      | 47   | 12   | 4730-01-519-2480      | 169  | 25   |
| 4210-01-518-5340      | 42   | 13   | 6620-01-519-2628      | 55   | 65   |
| 4210-01-518-5373      | 139  | 23   | 9905-01-519-3387      | 75   | 19   |
| 5340-01-518-5375      | 162  | 20   |                       | 173  | 2    |
| 4730-01-518-5380      | 179  | 16   | 5340-01-519-3844      | 162  | 34   |
| 4730-01-518-5381      | 179  | 9    | 5330-01-519-3918      | 178  | 18   |
| 4730-01-518-5386      | 172  | 44   | 5340-01-519-3925      | 177  | 21   |
| 4730-01-518-5395      | 113  | 34   | 5315-01-519-4148      | 177  | 37   |
| 4730-01-518-5402      | 50   | 15   | 5310-01-519-4149      | 178  | 22   |
| 6230-01-518-5403      | 68   | 4    | 9905-01-519-5486      | 79   | 7    |
| 4730-01-518-5405      | 167  | 25   | 6150-01-519-5516      | 177  | 16   |
| 4720-01-518-5413      | 179  | 1    | 5925-01-519-6972      | 83   | 3    |

| NATIONAL STOCK NUMBER | FIG. | ITEM | NATIONAL STOCK NUMBER | FIG. | ITEM |
|-----------------------|------|------|-----------------------|------|------|
| 2540-01-519-8144      | 177  | 35   | 4720-01-522-1349      | 177  | 23   |
| 5920-01-520-5328      | 177  | 38   | 4720-01-522-1439      | 177  | 8    |
| 7530-01-520-5373      | 7    | 8    | 4730-01-522-1657      | 177  | 31   |
| 5331-01-520-5438      | 7    | 35   | 5310-01-522-6093      | 123  | 1    |
| 6935-01-520-5882      | 7    | 12   | 5180-01-523-0258      | 182  | 1    |
| 3990-01-520-6390      | 137  | 22   | 6150-01-524-1862      | 57   | 1    |
| 3120-01-520-6545      | 140  | 20   | 5340-01-524-2263      | 7    | 37   |
| 4730-01-520-7107      | 178  | 36   | 5925-01-525-4319      | 76   | 3    |
| 5365-01-520-7402      | 177  | 36   | 6220-01-525-4424      | 65   | 1    |
| 4730-01-520-7433      | 178  | 31   | 4730-01-528-5992      | 2    | 16   |
| 2920-01-520-7810      | 177  | 17   | 2590-01-531-3002      | 8    | 12   |
| 6680-01-520-9175      | 55   | 51   | 5331-01-531-3975      | 7    | 36   |
| 5340-01-520-9878      | 128  | 2    | 5315-01-534-6779      | 120  | 13   |
| 4810-01-521-0493      | 6    | 25   | 3120-01-538-4377      | 149  | 4    |
| 4810-01-521-0501      | 51   | 37   | 5330-01-542-3232      | 178  | 7    |
| 4310-01-521-0538      | 6    | 35   | 5305-01-544-4600      | 34   | 7    |
| 4720-01-521-0979      | 178  | 24   | 5330-01-544-4708      | 34   | 2    |
| 5330-01-521-1773      | 167  | 31   | 5365-01-544-8531      | 110  | 32   |
| 4730-01-521-2609      | 48   | 25   | 5365-01-545-1758      | 35   | 7    |
| 6220-01-521-2720      | 38   | 2    | 5310-01-545-5036      | 27   | 8    |
| 5310-01-521-3745      | 36   | 25   | 5306-01-545-5168      | 14   | 2    |
| 5310-01-521-3747      | 36   | 49   |                       | 27   | 2    |
| 6625-01-521-3923      | 175  | 12   |                       | 109  | 27   |
| 6685-01-521-3950      | 6    | 52   | 5310-01-545-5247      | 27   | 14   |
| 5305-01-521-4349      | 36   | 24   | 5306-01-545-5628      | 14   | 3    |
| 5305-01-521-4353      | 36   | 20   | 5998-01-551-7885      | 84   | 17   |
| 6105-01-521-4575      | 6    | 38   | 6115-01-554-7224      | 27   | 4    |
| 5330-01-521-4597      | BULK | 2    | 5306-01-556-4631      | 78   | 44   |
| 4730-01-521-6588      | 167  | 32   | 5310-01-557-0654      | 8    | 2    |
| 4730-01-521-6644      | 22   | 15   |                       | 58   | 1    |
| 2540-01-521-6663      | 55   | 32   |                       | 122  | 18   |
| 4810-01-521-7626      | 179  | 8    | 5340-01-558-8931      | 147  | 11   |
| 4730-01-521-7630      | 179  | 14   | 5935-01-559-0546      | 100  | 32   |
| 4730-01-521-8068      | 22   | 3    | 5340-01-559-1078      | 127  | 5    |
| 6105-01-521-8367      | 50   | 28   | 5340-01-559-1974      | 127  | 3    |
| 5340-01-521-9245      | 80   | 4    | 5995-01-559-2129      | 59   | 12   |
| 5340-01-521-9251      | 160  | 15   | 2590-01-559-2425      | 143  | 1    |
| 4720-01-521-9587      | 177  | 22   | 6150-01-559-2696      | 60   | 9    |
| 2815-01-521-9908      | 6    | 34   | 5340-01-559-2775      | 66   | 12   |
| 2940-01-521-9916      | 9    | 5    | 2540-01-559-2878      | 166  | 1    |
| 2990-01-521-9923      | 80   | 1    | 2590-01-559-2904      | 2    | 2    |
| 5975-01-522-0910      | BULK | 24   | 2530-01-559-3056      | 2    | 32   |

| NATIONAL STOCK NUMBER | FIG. | ITEM | NATIONAL STOCK NUMBER | FIG. | ITEM |
|-----------------------|------|------|-----------------------|------|------|
| 3040-01-559-3240      | 143  | 7    | 5330-12-156-4525      | 111  | 22   |
| 5340-01-559-3583      | 66   | 7    | 5330-12-156-4526      | 34   | 15   |
| 5340-01-559-3586      | 60   | 4    | 5330-12-156-4806      | 35   | 6    |
| 2540-01-559-3598      | 150  | 1    | 5330-12-156-4838      | 14   | 36   |
| 5340-01-559-3883      | 66   | 6    |                       | 18   | 8    |
| 5930-01-559-3908      | 55   | 58   |                       | 22   | 8    |
| 4710-01-559-4360      | 143  | 8    |                       | 34   | 1    |
| 7690-01-559-5277      | 55   | 62   | 4730-12-158-8862      | 110  | 20   |
| 5340-01-559-9286      | 66   | 10   |                       | 111  | 1    |
| 5340-01-560-0326      | 60   | 10   | 5945-12-159-7938      | 55   | 35   |
| 2930-01-560-4953      | 27   | 5    |                       | 83   | 20   |
| 2520-01-560-5003      | 27   | 6    | 5365-12-162-9671      | 110  | 6    |
| 5310-01-560-5008      | 27   | 7    | 5331-12-163-1067      | 24   | 7    |
| 6130-01-560-6660      | 82   | 1    | 5305-12-163-1371      | 23   | 2    |
| 2590-01-561-6202      | 7    | 19   | 5307-12-166-7871      | 16   | 28   |
| 4820-01-561-8767      | 114  | 10   | 5325-12-167-0708      | 107  | 4    |
| 5330-12-122-0605      | 15   | 2    | 5310-12-167-7147      | 109  | 21   |
|                       | 111  | 3    | 5340-12-171-2845      | 173  | 20   |
| 2815-12-123-0936      | 14   | 24   |                       | 174  | 5    |
| 5330-12-124-0978      | 110  | 5    | 2540-12-171-3411      | 173  | 19   |
| 5310-12-124-3887      | 109  | 26   |                       | 174  | 6    |
| 5325-12-126-3410      | 14   | 27   | 5310-12-180-5961      | 32   | 11   |
| 4730-12-134-0892      | 22   | 7    | 2940-12-186-3373      | 22   | 16   |
| 5310-12-142-8468      | 27   | 17   | 4730-12-189-4090      | 16   | 29   |
| 5330-12-142-9117      | 110  | 21   |                       | 17   | 14   |
| 5310-12-143-1138      | 17   | 6    | 4730-12-195-2871      | 16   | 10   |
|                       | 108  | 15   | 5365-12-196-7484      | 24   | 10   |
|                       | 111  | 10   |                       | 24   | 11   |
| 5330-12-143-6289      | 34   | 13   | 5365-12-308-3094      | 19   | 7    |
| 5305-12-151-9157      | 16   | 1    |                       | 30   | 8    |
| 5310-12-153-7174      | 28   | 16   | 5331-12-318-4030      | 22   | 9    |
| 2910-12-156-2138      | 20   | 7    | 5365-12-322-0750      | 28   | 3    |
| 5330-12-156-4516      | 20   | 11   | 4730-12-324-6719      | 16   | 12   |
| 5330-12-156-4522      | 16   | 30   | 5340-12-325-1206      | 25   | 4    |
|                       | 19   | 8    | 5340-12-325-3651      | 111  | 4    |
|                       | 32   | 14   | 5330-12-328-8836      | 16   | 17   |
|                       | 35   | 13   | 5310-12-330-4708      | 16   | 13   |
| 5330-12-156-4523      | 17   | 8    | 4720-12-331-5926      | 21   | 17   |
|                       | 20   | 8    | 4720-12-333-3860      | 21   | 13   |
|                       | 21   | 25   | 5120-12-333-7782      | 182  | 13   |
| 5330-12-156-4524      | 17   | 17   | 5310-12-334-4063      | 14   | 23   |
| 5330-12-156-4525      | 111  | 17   | 4910-12-344-4610      | 182  | 8    |

| NATIONAL STOCK NUMBER | FIG. | ITEM | NATIONAL STOCK NUMBER | FIG. | ITEM |
|-----------------------|------|------|-----------------------|------|------|
| 5340-12-346-0141      | 16   | 23   | 5306-12-361-9458      | 23   | 8    |
| 5340-12-346-0167      | 25   | 5    |                       | 24   | 13   |
|                       | 101  | 5    |                       | 29   | 7    |
| 5310-12-346-0168      | 107  | 12   |                       | 35   | 16   |
|                       | 110  | 49   |                       | 109  | 29   |
| 2540-12-346-1912      | 173  | 21   |                       | 110  | 16   |
|                       | 174  | 3    | 5306-12-361-9460      | 25   | 6    |
| 4320-12-346-2040      | 21   | 18   |                       | 30   | 20   |
| 5305-12-346-2181      | 17   | 5    |                       | 107  | 9    |
| 2990-12-347-3145      | 174  | 13   |                       | 109  | 6    |
| 2920-12-348-5506      | 28   | 11   | 5306-12-361-9464      | 23   | 7    |
| 5305-12-348-6727      | 20   | 12   |                       | 27   | 11   |
| 5330-12-349-0396      | 18   | 11   |                       | 107  | 2    |
| 5961-12-349-2235      | 28   | 18   | 5306-12-361-9468      | 15   | 11   |
| 2920-12-349-2909      | 28   | 9    |                       | 23   | 4    |
| 2990-12-351-0797      | 173  | 31   |                       | 29   | 10   |
|                       | 174  | 18   |                       | 32   | 18   |
| 4720-12-351-2042      | 173  | 29   |                       | 108  | 14   |
|                       | 174  | 15   |                       | 110  | 53   |
| 4910-12-355-6401      | 182  | 7    |                       | 111  | 25   |
| 6685-12-355-7080      | 15   | 5    | 5306-12-361-9477      | 108  | 8    |
| 3030-12-356-0006      | 27   | 10   | 3030-12-362-0831      | 110  | 36   |
| 2920-12-359-2999      | 26   | 8    | 5340-12-362-1498      | 16   | 22   |
| 5330-12-360-5859      | 16   | 3    | 5331-12-362-1571      | 19   | 10   |
| 2540-12-360-5948      | 173  | 23   | 2910-12-362-4067      | 18   | 9    |
|                       | 174  | 17   | 2910-12-362-4068      | 18   | 10   |
| 2910-12-360-6787      | 19   | 9    | 2910-12-362-4069      | 18   | 5    |
| 2910-12-361-0703      | 22   | 17   | 3110-12-362-4279      | 28   | 7    |
| 5306-12-361-0975      | 15   | 10   | 5340-12-362-4776      | 14   | 22   |
|                       | 16   | 16   | 4710-12-362-4892      | 16   | 31   |
|                       | 24   | 3    | 4710-12-362-4893      | 16   | 20   |
|                       | 29   | 5    | 4710-12-362-4894      | 16   | 18   |
|                       | 107  | 11   | 4710-12-362-4895      | 111  | 14   |
|                       | 110  | 54   | 4710-12-362-4898      | 23   | 6    |
|                       | 111  | 11   | 2815-12-362-4899      | 14   | 33   |
| 2910-12-361-1126      | 21   | 24   | 2815-12-362-4900      | 14   | 1    |
| 4710-12-361-7865      | 18   | 3    | 5365-12-362-4904      | 13   | 1    |
| 5330-12-361-9035      | 23   | 3    | 5325-12-362-4905      | 110  | 19   |
| 5330-12-361-9040      | 15   | 13   | 5340-12-362-4930      | 17   | 7    |
| 5330-12-361-9043      | 14   | 21   | 5365-12-362-4931      | 16   | 2    |
| 5330-12-361-9044      | 14   | 29   | 5325-12-362-4932      | 107  | 15   |
| 5306-12-361-9458      | 16   | 21   | 5340-12-362-4933      | 13   | 2    |

| NATIONAL STOCK NUMBER | FIG. | ITEM | NATIONAL STOCK NUMBER | FIG. | ITEM |
|-----------------------|------|------|-----------------------|------|------|
| 5340-12-362-4934      | 13   | 5    | 2920-12-362-6007      | 28   | 17   |
| 5340-12-362-4935      | 110  | 15   | 2815-12-362-6066      | 14   | 20   |
| 5325-12-362-4936      | 18   | 14   | 5306-12-362-6067      | 14   | 19   |
| 5340-12-362-4938      | 15   | 14   |                       | 35   | 9    |
|                       | 30   | 15   |                       | 111  | 5    |
| 4720-12-362-5055      | 111  | 12   | 5305-12-362-6068      | 14   | 17   |
| 4730-12-362-5056      | 111  | 24   | 5340-12-362-6251      | 14   | 4    |
| 4720-12-362-5057      | 22   | 14   | 5930-12-362-6415      | 110  | 18   |
| 4720-12-362-5058      | 22   | 1    | 2815-12-362-6623      | 16   | 26   |
| 2910-12-362-5060      | 19   | 11   | 2815-12-362-6624      | 14   | 5    |
| 4730-12-362-5175      | 111  | 18   | 4820-12-362-6625      | 19   | 13   |
|                       | 111  | 23   | 2815-12-362-6626      | 14   | 32   |
| 5310-12-362-5176      | 25   | 2    | 2815-12-362-6627      | 14   | 26   |
|                       | 107  | 6    | 4730-12-362-6769      | 15   | 7    |
| 2940-12-362-5262      | 22   | 11   | 5340-12-362-6918      | 107  | 13   |
| 2930-12-362-5263      | 108  | 1    | 5340-12-362-6919      | 107  | 8    |
| 2930-12-362-5264      | 110  | 7    | 3020-12-362-7244      | 15   | 8    |
| 5310-12-362-5414      | 16   | 24   | 3020-12-362-7245      | 15   | 9    |
| 5310-12-362-5415      | 16   | 25   | 5330-12-362-7395      | 16   | 27   |
| 5310-12-362-5416      | 13   | 3    | 5331-12-362-7396      | 19   | 12   |
| 5365-12-362-5417      | 20   | 9    | 5331-12-362-7397      | 108  | 9    |
| 5342-12-362-5681      | 27   | 1    | 5330-12-362-7398      | 23   | 5    |
| 4730-12-362-5682      | 22   | 13   | 5331-12-362-7524      | 111  | 15   |
| 5310-12-362-5683      | 25   | 3    | 5331-12-362-7525      | 111  | 9    |
|                       | 107  | 5    | 5331-12-362-7526      | 22   | 12   |
| 5310-12-362-5684      | 25   | 11   | 5331-12-362-7527      | 22   | 10   |
| 5305-12-362-5812      | 17   | 1    |                       | 34   | 10   |
| 5307-12-362-5813      | 16   | 14   | 5330-12-362-7528      | 14   | 29   |
| 2920-12-362-5814      | 28   | 10   | 4910-12-362-8034      | 182  | 2    |
| 5306-12-362-5816      | 22   | 18   | 5120-12-362-8340      | 182  | 14   |
|                       | 109  | 2    | 5120-12-362-8542      | 182  | 9    |
| 5306-12-362-5817      | 107  | 3    | 5331-12-362-8766      | 15   | 4    |
| 5305-12-362-5818      | 13   | 4    | 5331-12-362-8767      | 15   | 6    |
| 5307-12-362-5819      | 25   | 12   | 5330-12-362-8768      | 14   | 29   |
| 5306-12-362-5820      | 108  | 7    | 5331-12-362-8769      | 111  | 13   |
| 5306-12-362-5821      | 20   | 1    | 5120-12-363-0107      | 182  | 3    |
|                       | 27   | 12   | 6685-12-363-1597      | 15   | 3    |
| 5306-12-362-5822      | 18   | 4    | 6685-12-363-1598      | 108  | 6    |
| 5365-12-362-5878      | 110  | 23   | 6620-12-363-1599      | 22   | 5    |
| 5365-12-362-5917      | 15   | 1    | 4720-12-363-7443      | 17   | 11   |
| 5315-12-362-5918      | 14   | 28   | 4720-12-363-7444      | 17   | 13   |
| 2920-12-362-5978      | 28   | 6    | 2910-12-363-8196      | 17   | 2    |

---

| NATIONAL STOCK NUMBER | FIG. | ITEM |
|-----------------------|------|------|
| 6680-12-363-8739      | 24   | 6    |
| 4730-12-364-0435      | 21   | 26   |
| 4910-12-365-3274      | 182  | 5    |
| 5305-14-515-2708      | 108  | 16   |
| 4730-14-515-3619      | 17   | 10   |
| 4330-14-515-3627      | 20   | 10   |
| 5365-14-515-3674      | 17   | 9    |
| 2815-14-515-3745      | 14   | 25   |
| 4730-14-525-7403      | 17   | 12   |
| 4720-14-525-7486      | 110  | 22   |
| 5999-15-174-6551      | 97   | 12   |
|                       | 98   | 20   |
|                       | 99   | 5    |
|                       | 100  | 3    |
| 4710-20-001-6660      | 21   | 11   |
| 5305-21-898-4493      | 26   | 6    |
| 4730-21-914-3820      | 170  | 39   |
| 5310-21-914-5238      | 24   | 25   |
| 4730-21-920-9834      | 178  | 37   |

**END OF WORK PACKAGE**

## FIELD LEVEL MAINTENANCE

## RPSTL PART NUMBER INDEX

| PART NUMBER     | FIG. | ITEM | PART NUMBER   | FIG. | ITEM |
|-----------------|------|------|---------------|------|------|
| A-A-52506-F-104 | 9    | 3    | ALS4-1024-130 | 173  | 15   |
| A-A-55629       | 65   | 4    | ALS4-420-260  | 68   | 15   |
|                 | 116  | 13   |               | 121  | 32   |
|                 | 133  | 26   |               | 161  | 1    |
|                 | 138  | 10   | ALS7-1024-225 | 57   | 4    |
|                 | 160  | 12   |               | 119  | 48   |
|                 | 161  | 5    |               | 119  | 67   |
|                 | 163  | 31   |               | 125  | 5    |
| A-A-55629-1     | 59   | 5    |               | 137  | 15   |
| A-A-55629-6     | 60   | 14   |               | 175  | 13   |
| AA55569/01-005  | 55   | 41   | ALS7-1032-130 | 119  | 9    |
| AA55569/01-007  | 55   | 40   |               | 119  | 78   |
| AA55569/01-008  | 55   | 42   | ALS7-420-165  | 3    | 4    |
| AA55569/01-009  | 55   | 39   |               | 10   | 21   |
| AA55628-27      | 136  | 22   |               | 21   | 14   |
| AA55629-5       | 83   | 11   |               | 55   | 14   |
|                 | 146  | 15   |               | 56   | 19   |
|                 | 158  | 2    |               | 74   | 1    |
| ABS56           | 10   | 27   |               | 119  | 43   |
| ALHZ101S SS RH  | 146  | 4    |               | 119  | 60   |
|                 | 150  | 10   |               | 125  | 26   |
| ALS4-1024-130   | 9    | 20   |               | 157  | 2    |
|                 | 38   | 1    |               | 158  | 6    |
|                 | 50   | 26   |               | 159  | 5    |
|                 | 55   | 1    |               | 160  | 8    |
|                 | 56   | 11   |               | 162  | 5    |
|                 | 61   | 4    |               | 163  | 8    |
|                 | 64   | 19   |               | 165  | 8    |
|                 | 66   | 11   |               | 172  | 24   |
|                 | 75   | 2    |               | 181  | 4    |
|                 | 85   | 5    | ALS7-518-150  | 160  | 4    |
|                 | 116  | 4    | ALS7-616-150  | 55   | 27   |
|                 | 119  | 42   | AMC-F5        | 181  | 6    |
|                 | 119  | 66   | ANSI B18.2.2  | 59   | 7    |
|                 | 121  | 1    |               | 60   | 5    |
|                 | 138  | 12   |               | 142  | 1    |
|                 | 156  | 7    | AN365-1024A   | 6    | 50   |
|                 | 162  | 9    |               | 64   | 8    |

| PART NUMBER        | FIG. | ITEM | PART NUMBER     | FIG. | ITEM |
|--------------------|------|------|-----------------|------|------|
| AN365-1024A        | 75   | 11   | B1821BH025C100N | 1    | 5    |
|                    | 80   | 2    |                 | 6    | 7    |
|                    | 119  | 19   |                 | 117  | 10   |
|                    | 119  | 58   |                 | 118  | 4    |
|                    | 120  | 17   |                 | 119  | 107  |
|                    | 121  | 2    |                 | 142  | 29   |
|                    | 131  | 2    |                 | 157  | 6    |
|                    | 134  | 2    |                 | 158  | 10   |
|                    | 137  | 4    |                 | 162  | 1    |
|                    | 138  | 21   |                 | 163  | 1    |
|                    | 142  | 20   |                 | 170  | 4    |
|                    | 160  | 14   |                 | 178  | 19   |
|                    | 173  | 9    | B1821BH025C113N | 6    | 8    |
|                    | 179  | 5    |                 | 45   | 9    |
| AN500C8-14         | 155  | 13   | B1821BH025C125N | 6    | 40   |
| AN665-21R          | 119  | 17   |                 | 10   | 24   |
|                    | 119  | 86   |                 | 42   | 8    |
| ASTM A853          | 11   | 8    |                 | 133  | 4    |
| AS25036-157        | 93   | 34   |                 | 139  | 25   |
|                    | 94   | 17   |                 | 163  | 45   |
| ATC-1              | 84   | 16   | B1821BH025C150N | 163  | 43   |
| A2303-12-51PC6     | 163  | 20   | B1821BH025C200N | 6    | 41   |
| A3013367-1         | 59   | 10   |                 | 18   | 18   |
| A3014039-2         | 59   | 11   |                 | 49   | 9    |
| A52426-1C BULK     | BULK | 21   |                 | 117  | 8    |
| A6P6               | 79   | 4    |                 | 121  | 44   |
| A733S-49CFB        | 172  | 29   |                 | 135  | 5    |
| B-12105CH          | 83   | 6    |                 | 178  | 38   |
| B-4-HN             | 2    | 26   | B1821BH025C250N | 2    | 6    |
| B-600-1-4          | 2    | 8    |                 | 6    | 49   |
| B-810-2-4          | 2    | 29   |                 | 138  | 13   |
| BF06M1013C-6783MOD | 12   | 1    |                 | 170  | 13   |
| BH550-1270         | 177  | 12   | B1821BH025C275N | 53   | 18   |
| BH550-1452         | 177  | 11   | B1821BH031C125N | 37   | 17   |
| BH560-1000         | 178  | 25   | B1821BH031C150N | 36   | 63   |
| BP560-3000         | 178  | 39   |                 | 142  | 33   |
| BP560-3010         | 178  | 21   |                 | 170  | 44   |
| BP560-6290         | 177  | 14   | B1821BH038C100N | 10   | 37   |
| BR-TB 400          | 9    | 8    |                 | 11   | 18   |
| BZ-223024          | 119  | 31   |                 | 54   | 16   |
|                    | 119  | 72   |                 | 163  | 13   |
| B106-1992          | 100  | 20   |                 | 166  | 3    |



| PART NUMBER     | FIG. | ITEM | PART NUMBER     | FIG. | ITEM |
|-----------------|------|------|-----------------|------|------|
| B1821BH038C100N | 167  | 16   | B1821BH050C200N | 140  | 13   |
|                 | 169  | 8    |                 | 142  | 10   |
|                 | 170  | 8    | B1821BH056C100N | 145  | 11   |
|                 | 173  | 22   | B1821BH056C125N | 120  | 9    |
|                 | 173  | 32   | B1821BH063C150N | 51   | 26   |
|                 | 175  | 10   | B1821BH063C325N | 164  | 15   |
| B1821BH038C113N | 10   | 1    | B1821BH063C375N | 164  | 8    |
|                 | 20   | 3    | B1821BH075C075N | 55   | 18   |
|                 | 22   | 23   | B1821BH075C125N | 123  | 18   |
|                 | 36   | 54   |                 | 169  | 23   |
|                 | 42   | 12   | B1821BH075C600N | 50   | 5    |
|                 | 49   | 4    | B1821BH088C500N | 52   | 8    |
|                 | 124  | 5    | B18234B12030N   | 123  | 21   |
|                 | 172  | 13   | B183998267      | 26   | 6    |
| B1821BH038C150N | 9    | 9    | C 694-097-104   | 151  | 7    |
|                 | 45   | 2    |                 | 152  | 10   |
|                 | 50   | 4    |                 | 153  | 5    |
|                 | 51   | 41   |                 | 154  | 9    |
|                 | 133  | 12   |                 | 155  | 10   |
|                 | 139  | 2    | CA 1 60 807-001 | 75   | 18   |
|                 | 175  | 8    |                 | 173  | 7    |
|                 |      |      |                 |      |      |
| B1821BH038C175N | 133  | 15   | CA012058        | 21   | 11   |
| B1821BH038C250N | 19   | 5    | CC121245PDB24   | 6    | 18   |
|                 | 133  | 14   | CDM1550         | 55   | 7    |
|                 | 169  | 14   | CH115GF         | 75   | 28   |
| B1821BH038C275N | 121  | 27   | CH16L125B       | 75   | 21   |
| B1821BH038C300N | 170  | 7    | CH220GF         | 75   | 26   |
| B1821BH038C350N | 167  | 4    | CH225           | 75   | 29   |
|                 | 170  | 2    | CH240EPD        | 75   | 34   |
| B1821BH038C400N | 170  | 6    | CH270           | 75   | 35   |
| B1821BH044C100N | 83   | 4    | CH8BS           | 75   | 33   |
| B1821BH044C125N | 142  | 61   | COV-1109Z1      | 55   | 13   |
| B1821BH044C150N | 84   | 13   | COV0509Z1       | 41   | 14   |
|                 | 117  | 1    | CP1282          | 54   | 13   |
| B1821BH044C175N | 37   | 2    | CR08-14-48/39   | 177  | 23   |
| B1821BH050C050N | 138  | 33   | CR08-36-48/50   | 177  | 8    |
| B1821BH050C075N | 8    | 9    | CR08-7-48/81    | 177  | 22   |
|                 | 51   | 23   | CS20-A1007-J3PX | 179  | 13   |
|                 | 138  | 19   | CT-9410         | 6    | 24   |
| B1821BH050C113N | 142  | 26   | CT619-569       | 178  | 18   |
|                 | 179  | 21   | CV-370-MPMP-5   | 21   | 10   |
| B1821BH050C175N | 177  | 33   | CV0200-2        | 175  | 1    |

| PART NUMBER                 | FIG. | ITEM | PART NUMBER              | FIG. | ITEM |
|-----------------------------|------|------|--------------------------|------|------|
| CV10-23-0-N-5               | 177  | 27   | DIN7603-A26X31-A         | 34   | 13   |
| C0V0909                     | 55   | 2    | DIN7603-A26X31-C         | 14   | 36   |
|                             | 125  | 19   |                          | 18   | 8    |
|                             | 173  | 12   |                          | 22   | 8    |
|                             |      |      |                          | 34   | 1    |
| C091-902A                   | 5    | 3    |                          |      |      |
| C104                        | 10   | 6    | DIN7603-A6X10-CU         | 20   | 11   |
| C410C-75-566-S              | 10   | 13   | DIN7604-A-M14X1,5-ST-A4C | 19   | 7    |
| C412C-75-410-S              | 10   | 8    |                          | 30   | 8    |
| C5455X12                    | 169  | 20   | DIN7643-10-1.0501-A4C    | 16   | 29   |
| C844-1420                   | 122  | 4    |                          | 17   | 14   |
|                             | 162  | 30   | DIN7643-6                | 110  | 20   |
| D-406-0003                  | 4    | 13   |                          | 111  | 1    |
|                             | 6    | 22   | DIN908-M20X1,5-S         | 110  | 6    |
|                             | 87   | 4    | DIN910-M14X1,5-ST-ZNAL-A | 20   | 9    |
|                             | 88   | 5    | DIN910-M18X1,5-ST-A3P    | 24   | 10   |
|                             | 93   | 36   | DIN934-M10-1.770         | 16   | 13   |
|                             | 98   | 4    | DIN934-M10-8-A2C         | 109  | 21   |
| DB338                       | 99   | 2    | DIN934-M12-8             | 109  | 26   |
|                             | 5    | 13   | DIN934-M8-10-A2P         | 27   | 17   |
|                             | 170  | 46   | DIN939-M10X25-1.7709     | 16   | 14   |
|                             |      |      |                          |      |      |
| DF110-3088                  | 177  | 37   | DT04-12PA-B016           | 87   | 2    |
| DIN125-A17-140HV-A3P        | 32   | 11   | DT04-2P-E004             | 95   | 19   |
| DIN137-A5-1.4310            | 28   | 16   | DT04-4P                  | 87   | 3    |
| DIN3016-D1-6X15-W1-2HVQ1-70 | 111  | 4    |                          | 95   | 20   |
| DIN3017-A-90-110X13-W2-W    | 16   | 10   |                          | 96   | 3    |
| DIN471-21X1,2               | 14   | 27   | DT04-6P-E004             | 96   | 26   |
| DIN7603-A10X13,5-AL         | 110  | 21   | DT04-8PA-E004            | 100  | 32   |
| DIN7603-A10X16-A            | 15   | 2    | DT06-4S-P012             | 87   | 6    |
|                             | 111  | 3    | DT06-6S-P012             | 95   | 2    |
| DIN7603-A14X18-C            | 16   | 30   |                          | 96   | 22   |
|                             | 32   | 14   | DT06-8SA-P012            | 95   | 24   |
|                             | 35   | 13   | DT733-110                | 177  | 21   |
| DIN7603-A14X18CU            | 19   | 8    | DT733-155                | 177  | 36   |
| DIN7603-A14X20-C            | 17   | 8    | DUAL PRO 15X2            | 82   | 1    |
|                             | 20   | 8    | D31BR                    | 170  | 54   |
|                             | 21   | 25   | E-014-023                | 55   | 64   |
| DIN7603-A16X20-C            | 17   | 17   | E-014-024                | 55   | 56   |
| DIN7603-A16X22-C            | 111  | 17   | E-150                    | 181  | 13   |
|                             | 111  | 22   | E-500-NB.40              | 68   | 1    |
| DIN7603-A18X22-C            | 34   | 15   | EAA-8350-U-90            | 149  | 16   |
| DIN7603-A18X24-C            | 24   | 11   | ECR1618-17-18RT          | 78   | 1    |
| DIN7603-A20X24-A            | 110  | 5    | ED-5340                  | 125  | 34   |

| PART NUMBER              | FIG. | ITEM | PART NUMBER        | FIG. | ITEM |
|--------------------------|------|------|--------------------|------|------|
| ED-5340                  | 173  | 36   | G-060-077-0E0      | 50   | 37   |
| EN1662-M10X20-F-10.9-A3P | 22   | 18   | G014077LT0         | 46   | 12   |
| EN1662-M10X20-F10.9-A3P  | 109  | 2    |                    | 47   | 32   |
| EN1662-M6X30-F-10.9      | 108  | 7    |                    | 48   | 4    |
| EN1662-M6X90-F-10.9      | 108  | 8    |                    | 169  | 1    |
| EN1662-M6X95-F-10.9-A2P  | 14   | 19   | G321               | 158  | 5    |
|                          | 35   | 9    |                    | 160  | 11   |
|                          | 111  | 5    | G421               | 157  | 8    |
| EN1662-M8X12-F-10.9-A2P  | 25   | 6    |                    | 158  | 4    |
|                          | 30   | 20   | G620-05-A-1        | 178  | 27   |
|                          | 107  | 9    | G9                 | 146  | 3    |
|                          | 109  | 6    |                    | 148  | 2    |
| EN1662-M8X30-F-10.9      | 107  | 3    |                    | 149  | 10   |
| EN1662-M8X35-F-10.9-A2P  | 15   | 11   |                    | 150  | 9    |
|                          | 23   | 4    |                    | 151  | 14   |
|                          | 29   | 10   |                    | 152  | 15   |
|                          | 32   | 18   |                    | 153  | 12   |
|                          | 108  | 14   |                    | 154  | 33   |
|                          | 110  | 53   |                    | 155  | 15   |
|                          | 111  | 25   | HBL5221            | 72   | 1    |
| EP-171-40                | 68   | 4    | HD-500-120         | 68   | 2    |
| ESPT-1                   | 6    | 30   | HDP24-24-16PN      | 87   | 20   |
| ETRRSS24                 | 55   | 30   |                    | 91   | 18   |
| EW081601                 | 140  | 20   |                    | 98   | 8    |
| E03021E-504X-01          | 54   | 15   |                    | 100  | 25   |
| F-XWFDS.25X1.25          | 125  | 3    | HDP24-24-19PN      | 88   | 16   |
| F-XWFDS.31X1.50          | 154  | 14   |                    | 93   | 21   |
| F-XWFDS.38X1.00          | 140  | 7    |                    | 94   | 15   |
| FCP2                     | 51   | 19   |                    | 99   | 10   |
| FC647-6GRN               | BULK | 22   |                    | 100  | 27   |
| FN12A054                 | 138  | 6    | HDP24-24-21PN      | 93   | 18   |
|                          | 139  | 5    | HDP24-24-23PN      | 94   | 12   |
|                          | 154  | 18   | HDP26-24-16SN      | 96   | 29   |
|                          | 167  | 20   |                    | 100  | 32   |
| FP00900                  | 36   | 1    | HDP26-24-16SN-L017 | 100  | 7    |
| FR-0                     | 178  | 29   | HDP26-24-19SN      | 87   | 29   |
| FROG-D                   | 175  | 12   |                    | 88   | 4    |
| FS-F-32                  | BULK | 23   |                    | 90   | 4    |
| FS-2                     | 72   | 4    |                    | 96   | 27   |
|                          | 73   | 2    |                    | 100  | 31   |
| F13445                   | 117  | 3    | HDP26-24-19SN-L017 | 100  | 6    |
| F504-02-AH               | 5    | 5    | HDP26-24-21SN      | 100  | 44   |

| PART NUMBER              | FIG. | ITEM | PART NUMBER         | FIG. | ITEM |
|--------------------------|------|------|---------------------|------|------|
| HDP26-24-23SN            | 96   | 30   | MILR3065GRSC615-125 | BULK | 26   |
| HS-3                     | 77   | 6    | MIS171385-ESPT      | 6    | 45   |
| H001145                  | 8    | 7    | MIS536              | 8    | 3    |
|                          | 120  | 31   | MIS771300           | 8    | 6    |
|                          | 173  | 24   | MIS900              | 54   | 7    |
| H07-8                    | 54   | 3    | ML6380000A40000     | 108  | 4    |
| H1/4U-11020              | 172  | 44   | MN264-3             | 177  | 38   |
| H211GF16N5EG5            | 172  | 10   | MS 813              | 8    | 5    |
| H3223-C10X20-ST/MVQ-1-70 | 16   | 23   | MS15571-8           | 79   | 2    |
| ISO4014-M16X110-10.9     | 13   | 4    | MS15795-813         | 55   | 20   |
| ISO4017-M8X20-10.9-A4C   | 17   | 5    | MS15795-814         | 136  | 16   |
| ISO4032-M8-8             | 107  | 12   | MS15795-822         | 123  | 17   |
|                          | 110  | 49   | MS15795-842         | 85   | 10   |
| ISO4762-M8X25-8.         | 17   | 1    | MS15795-853         | 68   | 8    |
| J04-0917-4-45FT          | 59   | 12   |                     | 122  | 2    |
| J240001                  | 11   | 5    | MS15795-856         | 136  | 2    |
| J514 8-8 070302B         | 2    | 31   | MS16286-1           | 3    | 2    |
| KG160-2X1.5WZ            | 47   | 15   |                     | 163  | 7    |
| KG160-2X1.5WZ-GASKET     | 47   | 16   |                     | 170  | 14   |
| K5-2856-52               | 51   | 6    | MS16286-3           | 163  | 19   |
| LAS-975-24               | 133  | 6    | MS16995-81          | 177  | 20   |
| LD44750PT0               | 113  | 13   | MS16997-100         | 136  | 15   |
| LD44750PT0-GASKE         | 113  | 14   |                     | 139  | 7    |
| LG3.5X4                  | 178  | 28   | MS16998-58          | 178  | 6    |
| LL-101-211500-1          | 54   | 12   | MS17830-010C        | 53   | 6    |
| LPVM-7                   | 157  | 3    | MS18005-4530        | 67   | 2    |
| LQC3/8                   | BULK | 24   | MS20074-03-34       | 179  | 11   |
| LS35033-8-06             | 133  | 24   | MS20659-128         | 87   | 26   |
| L020007PT0               | 37   | 6    |                     | 91   | 17   |
|                          | 47   | 19   |                     | 93   | 3    |
|                          | 48   | 6    |                     | 100  | 12   |
|                          | 51   | 1    | MS20659-141         | 94   | 18   |
|                          | 113  | 48   | MS20659-142         | 4    | 8    |
|                          | 167  | 13   |                     | 93   | 40   |
| L124720                  | 96   | 2    |                     | 96   | 25   |
|                          | 100  | 33   | MS20659-29          | 95   | 14   |
| M-427                    | 170  | 52   | MS21042-08          | 163  | 10   |
| MB243B-20003             | 155  | 3    | MS21044N5           | 39   | 6    |
| MB284A-20004             | BULK | 25   | MS21207-10-24       | 121  | 11   |
| MCL-0000-0001            | 55   | 16   |                     | 122  | 5    |
| MC5315X6X216             | 17   | 16   |                     | 162  | 22   |
|                          | 21   | 7    | MS21207-6-10        | 85   | 9    |

| PART NUMBER  | FIG. | ITEM | PART NUMBER | FIG. | ITEM |
|--------------|------|------|-------------|------|------|
| MS21207-8-10 | 70   | 3    | MS24679-23  | 53   | 8    |
| MS21207-8-6  | 134  | 5    | MS24679-7   | 9    | 12   |
| MS21333-68   | 41   | 13   |             | 156  | 3    |
|              | 181  | 17   |             | 159  | 2    |
| MS24523-21   | 56   | 23   | MS24680-25  | 136  | 7    |
| MS24523-22   | 55   | 54   | MS24680-26  | 136  | 27   |
|              | 56   | 21   | MS25035-154 | 95   | 8    |
| MS24523-23   | 56   | 24   | MS25036-106 | 93   | 9    |
| MS24627-48   | 84   | 2    | MS25036-112 | 6    | 20   |
| MS24627-49   | 50   | 24   |             | 95   | 26   |
| MS24627-54   | 52   | 6    | MS25036-114 | 4    | 9    |
| MS24628-53   | 148  | 13   |             | 93   | 41   |
|              | 149  | 18   | MS25036-53  | 93   | 32   |
|              | 151  | 2    | MS25082-C6  | 126  | 7    |
|              | 152  | 12   | MS27183-11  | 11   | 19   |
|              | 153  | 25   |             | 18   | 16   |
|              | 154  | 11   |             | 24   | 22   |
|              | 155  | 12   |             | 36   | 64   |
| MS24628-64   | 145  | 2    |             | 37   | 13   |
|              | 158  | 12   |             | 41   | 27   |
| MS24628-66   | 158  | 7    |             | 46   | 1    |
| MS24629-15   | 76   | 14   |             | 51   | 30   |
|              | 85   | 8    |             | 59   | 15   |
|              | 136  | 14   |             | 60   | 3    |
|              | 163  | 34   |             | 76   | 8    |
| MS24629-22   | 24   | 18   |             | 117  | 6    |
| MS24629-37   | 136  | 1    |             | 120  | 19   |
| MS24629-48   | 116  | 9    |             | 120  | 33   |
|              | 148  | 16   |             | 121  | 45   |
|              | 149  | 15   |             | 135  | 3    |
|              | 151  | 23   |             | 140  | 15   |
|              | 152  | 25   |             | 142  | 3    |
|              | 153  | 22   |             | 147  | 7    |
|              | 154  | 22   |             | 160  | 3    |
|              | 155  | 25   |             | 165  | 2    |
|              | 176  | 10   |             | 169  | 11   |
| MS24665-418  | 119  | 16   |             | 170  | 43   |
|              | 119  | 24   |             | 174  | 9    |
|              | 119  | 87   | MS27183-12  | 173  | 25   |
|              | 119  | 89   | MS27183-13  | 9    | 10   |
| MS24667-28   | 36   | 38   |             | 10   | 2    |
| MS24671-23   | 163  | 12   |             | 19   | 4    |

| PART NUMBER | FIG. | ITEM | PART NUMBER | FIG. | ITEM |
|-------------|------|------|-------------|------|------|
| MS27183-13  | 20   | 2    | MS27183-21  | 51   | 24   |
|             | 22   | 21   |             | 52   | 15   |
|             | 36   | 21   | MS27183-23  | 53   | 1    |
|             | 41   | 18   |             | 169  | 22   |
|             | 42   | 10   | MS27183-25  | 52   | 9    |
|             | 45   | 3    | MS27183-27  | 42   | 7    |
|             | 49   | 3    | MS27183-41  | 6    | 42   |
|             | 51   | 40   |             | 9    | 21   |
|             | 61   | 6    | 10          | 28   |      |
|             | 116  | 7    | 39          | 7    |      |
|             | 120  | 3    | 54          | 2    |      |
|             | 121  | 29   | 62          | 2    |      |
|             | 124  | 4    | 64          | 7    |      |
|             | 133  | 8    | 65          | 3    |      |
|             | 134  | 10   | 66          | 1    |      |
|             | 137  | 8    | 67          | 8    |      |
|             | 138  | 38   | 73          | 4    |      |
|             | 139  | 8    | 75          | 4    |      |
|             | 163  | 14   | 79          | 5    |      |
|             | 169  | 7    | 80          | 3    |      |
| 172         | 14   | 83   | 2           |      |      |
| 173         | 18   | 85   | 6           |      |      |
| 173         | 34   | 121  | 4           |      |      |
| 174         | 2    | 122  | 8           |      |      |
| 175         | 7    | 125  | 9           |      |      |
| MS27183-14  | 54   | 18   | 129         | 2    |      |
|             | 139  | 4    | 130         | 2    |      |
|             | 166  | 2    | 132         | 3    |      |
| MS27183-15  | 170  | 5    | 136         | 13   |      |
|             | 83   | 5    | 137         | 3    |      |
|             | 84   | 12   | 138         | 23   |      |
|             | 117  | 2    | 140         | 9    |      |
|             | 142  | 60   | 142         | 19   |      |
| MS27183-17  | 159  | 7    | 151         | 19   |      |
|             | 168  | 36   | 152         | 21   |      |
|             | 51   | 22   | 153         | 18   |      |
|             | 138  | 20   | 154         | 27   |      |
| MS27183-19  | 142  | 9    | 155         | 21   |      |
|             | 179  | 19   | 156         | 8    |      |
|             | 120  | 10   | 159         | 11   |      |
| MS27183-19  | 121  | 6    | 170         | 21   |      |
|             | 145  | 10   | 175         | 14   |      |

| PART NUMBER | FIG. | ITEM | PART NUMBER | FIG. | ITEM |
|-------------|------|------|-------------|------|------|
| MS27183-41  | 176  | 9    | MS27183-9   | 178  | 20   |
|             | 179  | 10   |             | 179  | 4    |
|             | 181  | 16   |             | 181  | 2    |
| MS27183-5   | 59   | 4    | MS27952-7   | 78   | 43   |
|             | 83   | 22   | MS28778-32  | 24   | 2    |
|             | 121  | 22   | MS28778-4   | 38   | 7    |
|             | 125  | 15   | MS3367-7-9  | 110  | 17   |
| MS27183-9   | 3    | 9    | MS35190-272 | 119  | 28   |
|             | 6    | 5    |             | 119  | 82   |
|             | 6    | 47   | MS35190-288 | 142  | 6    |
|             | 9    | 25   | MS35190-289 | 56   | 16   |
|             | 21   | 21   | MS35190-291 | 161  | 3    |
|             | 41   | 3    |             | 162  | 13   |
|             | 45   | 13   | MS35190-293 | 76   | 4    |
|             | 46   | 8    |             | 147  | 6    |
|             | 48   | 24   | MS35190-307 | 142  | 11   |
|             | 53   | 16   | MS35198-73  | 157  | 1    |
|             | 55   | 5    | MS35206-230 | 6    | 32   |
|             | 56   | 18   |             | 6    | 44   |
|             | 66   | 4    |             | 59   | 3    |
|             | 81   | 22   |             | 72   | 2    |
|             | 117  | 12   |             | 133  | 19   |
|             | 118  | 2    |             | 163  | 26   |
|             | 121  | 35   | MS35206-232 | 73   | 8    |
|             | 137  | 12   |             | 121  | 21   |
|             | 138  | 14   |             | 177  | 2    |
|             | 139  | 16   | MS35206-237 | 177  | 1    |
|             | 142  | 31   | MS35206-238 | 170  | 53   |
|             | 146  | 5    | MS35206-245 | 125  | 17   |
|             | 148  | 10   | MS35206-260 | 122  | 16   |
|             | 151  | 5    | MS35206-263 | 51   | 8    |
|             | 152  | 6    |             | 53   | 3    |
|             | 153  | 3    |             | 56   | 6    |
|             | 154  | 3    |             | 79   | 6    |
|             | 155  | 6    |             | 80   | 7    |
|             | 157  | 4    |             | 119  | 3    |
|             | 158  | 8    |             | 119  | 52   |
|             | 162  | 3    |             | 126  | 1    |
|             | 163  | 2    |             | 127  | 7    |
|             | 165  | 7    |             | 128  | 7    |
| 170         | 3    |      | 129         | 1    |      |
| 172         | 39   |      | 130         | 1    |      |

| PART NUMBER | FIG. | ITEM | PART NUMBER | FIG. | ITEM |
|-------------|------|------|-------------|------|------|
| MS35206-263 | 132  | 4    | MS35206-279 | 170  | 12   |
| MS35206-265 | 62   | 6    | MS35206-283 | 9    | 16   |
|             | 64   | 1    |             | 41   | 2    |
|             | 64   | 16   |             | 58   | 26   |
|             | 75   | 13   |             | 86   | 1    |
|             | 81   | 13   |             | 125  | 6    |
|             | 144  | 5    |             | 160  | 5    |
|             | 148  | 19   |             | 162  | 31   |
|             | 149  | 2    |             | 172  | 43   |
|             | 150  | 11   |             | 179  | 3    |
|             | 151  | 21   | MS35206-284 | 142  | 44   |
|             | 152  | 23   | MS35206-285 | 142  | 53   |
|             | 153  | 19   | MS35206-294 | 162  | 26   |
|             | 154  | 26   | MS35206-298 | 82   | 12   |
|             | 155  | 23   | MS35206-307 | 55   | 11   |
|             | 173  | 14   | MS35206-338 | 67   | 6    |
| MS35206-267 | 9    | 23   | MS35206-350 | 76   | 5    |
|             | 64   | 18   |             | 154  | 13   |
|             | 65   | 2    | MS35207-264 | 38   | 13   |
|             | 66   | 8    | MS35207-265 | 5    | 9    |
|             | 75   | 6    | MS35243-88  | 160  | 17   |
|             | 137  | 1    | MS35307-303 | 3    | 6    |
|             | 146  | 6    | MS35307-306 | 21   | 23   |
|             | 147  | 2    |             | 55   | 8    |
|             | 148  | 24   | MS35307-310 | 68   | 6    |
|             | 149  | 8    | MS35307-332 | 46   | 3    |
|             | 151  | 16   |             | 51   | 31   |
|             | 152  | 17   |             | 142  | 24   |
|             | 153  | 14   |             | 167  | 19   |
|             | 154  | 31   | MS35307-334 | 8    | 4    |
|             | 155  | 17   |             | 60   | 1    |
|             | 156  | 1    |             | 142  | 55   |
|             | 170  | 22   |             | 148  | 12   |
|             | 173  | 1    |             | 151  | 3    |
|             | 181  | 18   |             | 152  | 4    |
| MS35206-269 | 142  | 23   |             | 153  | 1    |
| MS35206-270 | 140  | 14   |             | 154  | 1    |
|             | 142  | 57   |             | 155  | 4    |
| MS35206-271 | 138  | 25   |             | 160  | 1    |
| MS35206-277 | 138  | 45   | MS35308-360 | 120  | 6    |
| MS35206-279 | 55   | 6    |             | 134  | 9    |
|             | 145  | 12   |             | 163  | 29   |



| PART NUMBER | FIG. | ITEM | PART NUMBER | FIG. | ITEM |
|-------------|------|------|-------------|------|------|
| MS35308-367 | 120  | 4    | MS35338-158 | 151  | 4    |
| MS35333-105 | 37   | 4    |             | 152  | 5    |
|             | 84   | 7    |             | 153  | 2    |
|             | 159  | 8    |             | 154  | 2    |
| MS35333-130 | 24   | 16   |             | 155  | 5    |
|             | 36   | 70   |             | 157  | 5    |
| MS35333-76  | 133  | 13   |             | 158  | 9    |
|             | 136  | 21   |             | 162  | 2    |
| MS35336-35  | 59   | 6    |             | 163  | 6    |
| MS35338-114 | 120  | 11   |             | 165  | 6    |
| MS35338-138 | 58   | 29   |             | 172  | 38   |
| MS35338-157 | 53   | 7    |             | 178  | 15   |
| MS35338-158 | 2    | 10   |             | 179  | 24   |
|             | 3    | 7    |             | 181  | 3    |
|             | 6    | 6    | MS35338-159 | 41   | 28   |
|             | 8    | 13   |             | 117  | 7    |
|             | 10   | 26   |             | 120  | 20   |
|             | 21   | 22   |             | 135  | 2    |
|             | 41   | 12   |             | 136  | 26   |
|             | 42   | 5    |             | 142  | 2    |
|             | 45   | 14   |             | 149  | 12   |
|             | 46   | 7    | MS35338-160 | 9    | 11   |
|             | 48   | 23   |             | 20   | 6    |
|             | 55   | 9    |             | 36   | 53   |
|             | 56   | 17   |             | 42   | 11   |
|             | 58   | 13   |             | 45   | 5    |
|             | 58   | 38   |             | 49   | 2    |
|             | 60   | 2    |             | 50   | 3    |
|             | 62   | 3    |             | 51   | 32   |
|             | 68   | 7    |             | 54   | 11   |
|             | 117  | 13   |             | 54   | 17   |
|             | 118  | 3    |             | 55   | 12   |
|             | 119  | 104  |             | 116  | 8    |
|             | 124  | 7    |             | 120  | 2    |
|             | 125  | 2    |             | 121  | 28   |
|             | 133  | 17   |             | 124  | 2    |
|             | 136  | 6    |             | 133  | 7    |
|             | 138  | 17   |             | 134  | 11   |
|             | 139  | 12   |             | 136  | 17   |
|             | 146  | 14   |             | 138  | 39   |
|             | 147  | 10   |             | 139  | 3    |
|             | 148  | 11   |             | 139  | 9    |

| PART NUMBER | FIG. | ITEM         | PART NUMBER  | FIG. | ITEM |
|-------------|------|--------------|--------------|------|------|
| MS35338-160 | 169  | 33           | MS35338-45   | 174  | 10   |
|             | 172  | 20           | MS35338-46   | 6    | 37   |
|             | 173  | 33           |              | 11   | 20   |
|             | 175  | 6            |              | 166  | 5    |
| MS35338-43  | 5    | 10           |              | 168  | 37   |
|             | 9    | 22           |              | 170  | 41   |
|             | 55   | 29           |              | 173  | 17   |
|             | 61   | 7            |              | 175  | 21   |
|             | 66   | 2            | MS35338-48   | 51   | 21   |
|             | 67   | 9            |              | 138  | 27   |
|             | 73   | 5            |              | 142  | 8    |
|             | 75   | 5            |              | 177  | 32   |
|             | 85   | 7            |              | 179  | 20   |
|             | 116  | 6            | MS35338-50   | 51   | 25   |
|             | 121  | 3            | MS35338-51   | 50   | 9    |
|             | 122  | 6            |              | 53   | 22   |
|             | 136  | 12           |              | 55   | 19   |
|             | 137  | 14           |              | 123  | 19   |
|             | 138  | 11           | MS35338-99   | 6    | 43   |
|             | 138  | 22           | MS35489-36   | 170  | 10   |
|             | 146  | 13           | MS35489-49   | 10   | 29   |
|             | 156  | 9            |              | 60   | 7    |
|             | 162  | 15           |              | 66   | 9    |
|             | 163  | 17           | MS35649-202  | 58   | 6    |
| 170         | 20   |              | 163          | 18   |      |
| 175         | 15   |              | 181          | 14   |      |
| 179         | 6    | MS35649-2252 | 139          | 13   |      |
| 181         | 15   | MS35649-2254 | 124          | 8    |      |
| MS35338-44  | 9    | 26           | MS35649-2314 | 6    | 36   |
|             | 81   | 21           |              | 36   | 66   |
|             | 142  | 30           |              | 37   | 11   |
|             | 145  | 5            |              | 76   | 7    |
| MS35338-45  | 18   | 17           |              | 118  | 7    |
|             | 36   | 65           |              | 135  | 1    |
|             | 37   | 12           |              | 162  | 33   |
|             | 46   | 2            |              | 170  | 42   |
|             | 76   | 2            |              | 174  | 11   |
|             | 121  | 46           | MS35649-262  | 133  | 22   |
|             | 138  | 5            |              | 177  | 39   |
|             | 154  | 19           | MS35649-282  | 125  | 14   |
|             | 160  | 2            |              | 170  | 57   |
|             | 165  | 3            | MS35691-1    | 133  | 16   |

| PART NUMBER   | FIG. | ITEM | PART NUMBER | FIG. | ITEM |
|---------------|------|------|-------------|------|------|
| MS35691-17    | 133  | 10   | MS51957-57  | 76   | 12   |
| MS35751-99    | 11   | 2    | MS51957-60  | 85   | 18   |
| MS51029-50    | 68   | 5    |             | 121  | 7    |
|               | 68   | 17   |             | 138  | 2    |
|               | 68   | 20   |             | 146  | 10   |
| MS51095-303   | 165  | 4    |             | 175  | 18   |
| MS51412-1     | 170  | 56   | MS51957-61  | 58   | 4    |
| MS51412-10    | 140  | 12   |             | 81   | 10   |
| MS51412-14    | 50   | 6    |             | 144  | 2    |
| MS51412-4     | 10   | 25   | MS51957-63  | 44   | 3    |
|               | 124  | 9    |             | 45   | 15   |
|               | 133  | 5    |             | 55   | 4    |
| MS51500-B8    | 172  | 27   |             | 56   | 2    |
| MS51500A16    | 169  | 16   |             | 58   | 5    |
| MS51500A6-6   | 36   | 62   |             | 73   | 6    |
|               | 172  | 32   |             | 77   | 5    |
| MS51500A8-12S | 178  | 16   |             | 82   | 9    |
| MS51500A8-8   | 178  | 32   |             | 83   | 10   |
|               | 178  | 33   |             | 159  | 1    |
| MS51504A4-4   | 50   | 30   | MS51957-64  | 131  | 6    |
| MS51504A4S    | 10   | 5    |             | 150  | 7    |
| MS51504A8     | 36   | 58   | MS51957-65  | 75   | 8    |
| MS51508A4Z    | 36   | 59   |             | 121  | 9    |
| MS51518B6     | 36   | 67   |             | 142  | 17   |
|               | 48   | 17   |             | 162  | 16   |
| MS51520A12    | 24   | 15   |             | 173  | 4    |
|               | 36   | 56   | MS51957-67  | 172  | 7    |
| MS51520A6Z    | 36   | 68   | MS51957-79  | 140  | 11   |
| MS51523A4     | 179  | 33   |             | 159  | 13   |
| MS51525A16    | 178  | 34   | MS51957-80  | 46   | 6    |
| MS51531B12    | 36   | 55   | MS51957-81  | 8    | 14   |
| MS51831-103L  | 59   | 8    |             | 43   | 13   |
| MS51846-46    | 41   | 24   |             | 121  | 36   |
| MS51859-5     | 5    | 11   | MS51957-83  | 10   | 30   |
| MS51859-6     | 162  | 23   |             | 136  | 4    |
| MS51859-8     | 36   | 7    |             | 181  | 1    |
|               | 163  | 32   | MS51957-86  | 121  | 18   |
| MS51862-6     | 62   | 8    |             | 122  | 1    |
| MS51869C15    | 178  | 2    |             | 162  | 27   |
| MS51957-111   | 174  | 4    |             | 165  | 5    |
| MS51957-18    | 70   | 9    | MS51957-96  | 136  | 25   |
| MS51957-45    | 83   | 21   | MS51958-65  | 6    | 1    |

| PART NUMBER | FIG.       | ITEM | PART NUMBER     | FIG.      | ITEM |    |
|-------------|------------|------|-----------------|-----------|------|----|
| MS51958-65  | 39         | 12   | MS51967-24      | 53        | 21   |    |
|             | 56         | 13   |                 | 123       | 20   |    |
|             | 57         | 6    | MS51967-35      | 149       | 11   |    |
|             | 58         | 35   | MS51971-5       | 50        | 10   |    |
|             | 61         | 2    |                 | 138       | 26   |    |
|             | 70         | 8    |                 | 142       | 7    |    |
|             | 71         | 3    | MS51971-7       | 2         | 3    |    |
|             | 83         | 8    |                 | 164       | 14   |    |
|             | 116        | 3    | MS51972-3       | 120       | 1    |    |
|             | 139        | 27   | MS52150-2SA-D   | 41        | 5    |    |
|             | 150        | 12   | MS90725-176     | 52        | 18   |    |
|             | 175        | 16   | MS90725-5       | 3         | 11   |    |
|             | MS51958-94 | 123  | 6               | MS90725-6 | 9    | 27 |
|             |            |      |                 |           |      |    |
|             | MS51959-36 | 170  | 16              |           | 48   | 22 |
| MS51959-47  | 6          | 11   |                 | 53        | 10   |    |
| MS51959-49  | 56         | 9    |                 | 58        | 12   |    |
| MS51959-63  | 55         | 48   |                 | 66        | 5    |    |
|             | 58         | 40   |                 | 74        | 4    |    |
|             | 116        | 11   |                 | 81        | 20   |    |
|             | 137        | 23   |                 | 82        | 2    |    |
|             | 161        | 7    |                 | 119       | 112  |    |
|             | 163        | 37   |                 | 124       | 10   |    |
|             |            |      |                 |           |      |    |
| MS51959-65  | 160        | 25   |                 | 125       | 1    |    |
|             | 162        | 7    |                 | 163       | 35   |    |
| MS51959-82  | 159        | 9    | MS9734-06       | 78        | 20   |    |
| MS51963-65  | 152        | 28   | MT550-600       | 178       | 17   |    |
| MS51967-11  | 37         | 5    | M070069         | 11        | 14   |    |
|             | 84         | 8    | M10-1/8F80HG    | 22        | 3    |    |
|             | 142        | 59   | M2742630152D    | 171       | 20   |    |
| MS51967-17  | 41         | 11   | M393C           | 71        | 2    |    |
|             | 120        | 12   | M3971/2-5       | 177       | 5    |    |
| MS51967-2   | 2          | 11   | M45913/1-10CG5C | 52        | 14   |    |
|             | 6          | 13   | M45913/1-12CG8Z | 169       | 21   |    |
|             | 45         | 11   | M45913/1-4CG5C  | 8         | 11   |    |
|             | 55         | 21   |                 | 141       | 1    |    |
|             | 136        | 30   | M45913/1-5CBB   | 142       | 14   |    |
|             | 138        | 18   | M45913/1-6CG5C  | 10        | 7    |    |
|             | 147        | 9    |                 | 11        | 9    |    |
|             | 172        | 25   |                 | 42        | 4    |    |
|             | 172        | 37   | M45913/1-8CG5C  | 140       | 22   |    |
|             | 178        | 14   |                 | 142       | 15   |    |
|             | 179        | 23   | M45913/1-9CG5C  | 145       | 9    |    |

| PART NUMBER      | FIG. | ITEM | PART NUMBER           | FIG. | ITEM |
|------------------|------|------|-----------------------|------|------|
| M45913/2-14CG5C  | 52   | 12   | RD-3-7696-0           | 7    | 22   |
|                  | 164  | 12   | RD-3-7697-0           | 7    | 9    |
| M6X16DIN799A2P   | 23   | 2    | RD-3-8113-0           | 7    | 12   |
| M82580012A20000  | 108  | 5    | RD-3-8928-0           | 7    | 2    |
| NASM35202-73     | 146  | 7    | RD-3-8934-0           | 7    | 32   |
| NAS1352-6-56     | 177  | 29   | RD-3-8939-0           | 7    | 29   |
| NAS1635-06-16    | 69   | 5    | RD-3-8942-0           | 7    | 11   |
| NAS1635-08-10    | 65   | 5    | RD-3-9008-0           | 7    | 3    |
| NAS3104-10-10    | 176  | 11   | RD-3-9026-0           | 7    | 18   |
| NAS3105-12-12    | 174  | 12   | RD-3-9884-0           | 7    | 28   |
| NAS42DD6-5       | 147  | 3    | RD-4199-0             | 7    | 13   |
|                  | 163  | 9    | RD-4220-0P            | 8    | 12   |
| NBR-6-075        | BULK | 27   | RD-5-108810-0         | 6    | 34   |
| NT10006BK100     | BULK | 28   | RD-5-10900-0          | 6    | 35   |
| NWBCI-164D       | 177  | 19   | RD-5-11438-0P         | 7    | 34   |
| NYLGS031X24X24   | BULK | 29   | RD-5-11440-0P         | 7    | 14   |
| OR5X1,5-62NBR/15 | 24   | 7    | RD-5-3647-0P          | 7    | 7    |
| P-1210           | 83   | 14   | RD-5-3730-0M          | 7    | 36   |
| PB100B           | 84   | 11   | RD-5-3816-18          | 7    | 6    |
| PFT-4A-BLU       | BULK | 30   | RD-5-4017-013M        | 7    | 35   |
| PFT-4A-RED       | BULK | 31   | RD-5-4089-0           | 7    | 25   |
| PF42             | 172  | 1    | RD-5-4487-0           | 7    | 10   |
| PMKG-LT          | 181  | 12   | RD-5-4556-1           | 7    | 30   |
| P01-8464         | 9    | 6    | RD-5-4606-0           | 7    | 8    |
| P206341          | 11   | 6    | RD-5-5150-0P          | 9    | 4    |
| P206367          | 11   | 1    | RD-5-5152-0P          | 9    | 2    |
| P207363          | 11   | 12   | RD-5-5432-0P          | 9    | 5    |
| P27-0538         | 11   | 11   | RD-5-5630-1-12        | 7    | 4    |
| P524837          | 10   | 36   | RD-5-5679-0M          | 7    | 33   |
| Q500T3CL120V     | 68   | 3    | RD-5-5743-0-40        | 7    | 31   |
| R-9520           | 7    | 1    | RD-5-6125-0           | 8    | 16   |
| RD-1-2006-0      | 7    | 21   | RD-5-6239-0           | 7    | 24   |
| RD-11-0155-0P    | KITS | 1    | RD-5-7063-0           | 8    | 17   |
| RD-2-0815-14-70  | 8    | 10   | RD-5-7218-0-375       | 7    | 23   |
| RD-2-1647-24     | 8    | 18   | RD-5-8076-0P          | 7    | 27   |
| RD-2-1649-29     | 8    | 21   | RD-5-8222-1-12        | 7    | 5    |
| RD-2-3070-0      | 7    | 26   | RD-5-8222-1-16        | 7    | 17   |
| RD-2-3171-0      | 7    | 16   | RD-5-8410-0           | 7    | 37   |
| RD-3-10139-0     | 7    | 15   | RD-5-8433-0           | 8    | 19   |
| RD-3-10142-0     | 7    | 39   | RD2-3184-1            | 7    | 38   |
| RD-3-3174-0      | 7    | 19   | RFBN3HC110DC10A1.0/12 | 178  | 4    |
| RD-3-7383-1      | 7    | 20   |                       | 178  | 5    |

| PART NUMBER            | FIG. | ITEM | PART NUMBER    | FIG. | ITEM |
|------------------------|------|------|----------------|------|------|
| RFBN3HC110DC10A1.0/12  | 178  | 13   | SM-B-916814-2  | 82   | 3    |
| RLN5233A               | 85   | 1    |                | 133  | 25   |
|                        | 85   | 13   |                | 136  | 31   |
| RLN5233AXA1            | 85   | 2    | SM2            | 68   | 16   |
| RLN5233AXA1            | 85   | 14   | SN-524NE-24    | 169  | 10   |
| RLN5233AXA2            | 85   | 3    | SP-563         | 55   | 23   |
|                        | 85   | 15   |                | 56   | 26   |
| RLN5233AXA3            | 85   | 4    | SPLE101D05     | 119  | 105  |
| RSC080804              | 177  | 4    | S85DCHXXZNXX   | 119  | 32   |
| RV50-22A-0-P-50/45     | 177  | 30   |                | 119  | 71   |
| SAE J246 4-4 100202BA  | 46   | 14   | S8522RAXCRKT   | 119  | 30   |
|                        | 47   | 11   | T-218758       | 9    | 13   |
|                        | 113  | 11   |                | 114  | 8    |
|                        | 114  | 5    | TC-115         | 80   | 1    |
|                        | 167  | 11   | TDH02-GERR     | 6    | 52   |
|                        | 169  | 5    | TE201010-T/P   | 6    | 10   |
|                        | 170  | 31   | TF-14PC1UC     | 93   | 12   |
| SAE J530 12-8 130140BA | 2    | 20   | TF-17PC1UC     | 93   | 25   |
| SC50                   | 50   | 11   | TF-18PC1UC     | 93   | 2    |
|                        | 113  | 1    | TLS68          | 43   | 16   |
| SD-60123               | 84   | 17   |                | 44   | 4    |
| SDLA-70                | 83   | 3    | TM             | 68   | 19   |
| SE-8                   | 84   | 6    | TR756015       | 6    | 46   |
| SE-8SRPTT              | 84   | 1    | TSD-240-7000   | 55   | 15   |
| SHC-1022               | 177  | 18   | TYVY-5812-50   | BULK | 35   |
| SHC-1024               | 72   | 8    | UR-20-1.5 ZZA  | 47   | 23   |
|                        | 75   | 16   |                | 113  | 27   |
| SHC-1027               | 75   | 15   | US-67D         | 84   | 20   |
|                        | 82   | 7    | U450           | 51   | 28   |
| SHC-1033               | 5    | 8    |                | 113  | 19   |
| SHC-1037               | 54   | 5    | VA10-BP9/C-25A | 8    | 1    |
|                        | 78   | 52   | VF4-15F11      | 55   | 37   |
|                        | 82   | 6    | VM-5-V         | 157  | 7    |
| SHC-1043               | 177  | 13   | VR63-4C/UL     | 177  | 40   |
| SHC-1052-ZP            | 75   | 23   | V1352          | 55   | 53   |
| SHC1036                | 72   | 6    | V2172          | 55   | 24   |
|                        | 73   | 1    |                | 56   | 31   |
| SK60-08X3X50           | BULK | 32   | WC375/05-001   | 75   | 27   |
| SK60-16X3X50           | BULK | 33   | WO560-2140     | 177  | 10   |
| SK60-24X3X50           | BULK | 34   | W0702-618A     | 177  | 31   |
| SL1                    | 54   | 8    | W0990-5640     | 178  | 36   |
| SL2                    | 54   | 6    | W12S-P012      | 96   | 17   |

| PART NUMBER      | FIG. | ITEM | PART NUMBER | FIG. | ITEM |
|------------------|------|------|-------------|------|------|
| W12S-P012        | 100  | 33   | 01107552    | 109  | 25   |
|                  | 100  | 41   | 01107830    | 30   | 23   |
| W2P              | 95   | 17   |             | 110  | 14   |
| W4P              | 95   | 22   | 01107844    | 110  | 28   |
|                  | 96   | 32   | 0111 2824   | 29   | 9    |
| W4S              | 100  | 40   | 0111 2856   | 25   | 3    |
| W4S-P012         | 95   | 4    |             | 107  | 5    |
|                  | 96   | 20   | 0111 8693   | 30   | 5    |
|                  | 98   | 23   | 01110423    | 30   | 4    |
| W58XB1A4A-3      | 177  | 6    |             | 35   | 12   |
| W58XB1A4A-30     | 177  | 3    | 01118646    | 109  | 19   |
|                  | 177  | 7    | 0112 4457   | 110  | 40   |
| W8S-P012         | 95   | 23   | 0112 6185   | 27   | 15   |
| XX-B             | 160  | 15   | 0112 8276   | 16   | 12   |
| X002252          | 10   | 3    | 01122154    | 30   | 21   |
| X004478          | 11   | 17   | 01125590    | 32   | 12   |
| X005921          | 11   | 3    | 0113 1075   | 35   | 7    |
| X007831          | 11   | 13   | 0113 1115   | 27   | 8    |
| 0 290 800 036    | 28   | 14   | 0113 7064   | 111  | 18   |
| 0 332 002 250    | 55   | 36   |             | 111  | 23   |
| 000-36331-0000   | 41   | 9    | 0113 9441   | 112  | 1    |
| 00133-948-00     | 79   | 9    | 0113 9579   | 23   | 10   |
| 003-0463         | 182  | 11   | 01133726    | 110  | 25   |
| 003-22-004       | 75   | 22   | 01136503    | 109  | 20   |
| 0030536          | 182  | 12   | 01136951    | 110  | 37   |
| 00322001LPK50    | 75   | 14   | 0114 3369   | 108  | 16   |
| 00590101         | 37   | 1    | 0114 8124   | 27   | 14   |
| 006451499        | 2    | 22   | 0114 8158   | 34   | 2    |
| 00815            | 64   | 11   | 0114 8540   | 27   | 3    |
| 01-0263729-53    | 69   | 2    | 0114 8605   | 16   | 6    |
| 01-0263729-53-XA | 69   | 8    | 0114 8606   | 16   | 8    |
| 01-0663729-00    | 69   | 1    | 0114 8623   | 25   | 9    |
| 0102-12-8        | 41   | 10   | 01143324    | 101  | 11   |
|                  | 170  | 25   | 01143364    | 34   | 19   |
| 0103-12-12       | 172  | 16   | 01143370    | 109  | 8    |
| 0103-24-24       | 115  | 13   | 01143503    | 32   | 15   |
| 01080571         | 101  | 19   | 01143505    | 110  | 4    |
| 0110 3783        | 112  | 2    | 01144447    | 31   | 7    |
| 0110 7111        | 25   | 2    | 01144511    | 109  | 1    |
|                  | 107  | 6    | 01148131    | 32   | 10   |
| 01102168         | 109  | 22   | 01148234    | 34   | 18   |
| 01103341         | 109  | 23   | 01148420    | 110  | 26   |

| PART NUMBER | FIG. | ITEM | PART NUMBER | FIG. | ITEM |
|-------------|------|------|-------------|------|------|
| 01148634    | 35   | 8    | 0118 0811   | 16   | 19   |
| 0115 3857   | 14   | 11   | 0118 0849   | 110  | 36   |
| 01151019    | 110  | 48   | 0118 0888   | 110  | 32   |
| 01151645    | 34   | 9    | 0118 1084   | 24   | 1    |
| 0116 3944   | 107  | 4    | 0118 1379   | 24   | 6    |
| 0116 5828   | 14   | 7    | 0118 1390   | 14   | 3    |
| 0116 7310   | 18   | 13   | 0118 1400   | 13   | 3    |
| 01160962    | 32   | 8    | 0118 1403   | 14   | 28   |
| 0117 2655   | 110  | 43   | 0118 1404   | 23   | 15   |
| 0117 3965   | 111  | 19   | 0118 1406   | 23   | 17   |
| 0117 4421   | 22   | 16   | 0118 1416   | 23   | 7    |
| 0117 5851   | 22   | 9    |             | 27   | 11   |
| 0117 6435   | 25   | 5    |             | 107  | 2    |
|             | 101  | 5    | 0118 1432   | 20   | 1    |
| 0117 7491   | 109  | 32   |             | 27   | 12   |
| 0117 8213   | 22   | 10   | 0118 1433   | 15   | 10   |
|             | 34   | 10   |             | 16   | 16   |
| 0117 8421   | 24   | 5    |             | 24   | 3    |
| 0117 8626   | 17   | 10   |             | 29   | 5    |
| 0117 8750   | 29   | 1    |             | 107  | 11   |
| 0117 9415   | 23   | 13   |             | 110  | 54   |
| 0117 9586   | 25   | 10   |             | 111  | 11   |
| 0117 9634   | 14   | 6    | 0118 1435   | 14   | 2    |
| 0117 9635   | 15   | 14   |             | 27   | 2    |
|             | 30   | 15   |             | 109  | 27   |
| 0117 9648   | 27   | 10   | 0118 1436   | 16   | 21   |
| 0117 9718   | 23   | 9    |             | 23   | 8    |
| 0117 9759   | 111  | 20   |             | 24   | 13   |
| 01178181    | 29   | 4    |             | 29   | 7    |
| 01179116    | 110  | 29   |             | 35   | 16   |
| 01179193    | 35   | 19   |             | 109  | 29   |
| 01179592    | 109  | 3    |             | 110  | 16   |
| 01179630    | 14   | 18   | 0118 1443   | 18   | 4    |
| 01179730    | 110  | 31   | 0118 1548   | 111  | 9    |
| 0118 0060   | 15   | 4    | 0118 1763   | 18   | 2    |
| 0118 0071   | 111  | 7    | 0118 1773   | 112  | 4    |
| 0118 0277   | 15   | 6    | 0118 1859   | 27   | 5    |
| 0118 0309   | 111  | 15   | 0118 1860   | 22   | 12   |
| 0118 0403   | 21   | 26   | 0118 1933   | 22   | 14   |
| 0118 0504   | 17   | 13   | 0118 1934   | 22   | 1    |
| 0118 0505   | 17   | 11   | 0118 2010   | 27   | 6    |
| 0118 0597   | 20   | 10   | 0118 2036   | 16   | 24   |



| PART NUMBER   | FIG. | ITEM | PART NUMBER  | FIG. | ITEM |
|---------------|------|------|--------------|------|------|
| 0118 2187     | 27   | 9    | 02011-7G416  | 133  | 3    |
| 0118 2265     | 18   | 12   |              | 137  | 10   |
| 0118 2271     | 27   | 7    |              | 160  | 20   |
| 0118 2393     | 111  | 8    | 02055990     | 178  | 12   |
| 01180205      | 34   | 21   | 0206 2121    | 178  | 7    |
|               | 110  | 55   | 0206 2121XA1 | 178  | 8    |
| 01180206      | 34   | 20   | 0206 2121XA2 | 178  | 9    |
| 01180218      | 29   | 15   | 0206 2121XA3 | 178  | 10   |
| 01180272      | 110  | 11   | 0206 2121XA4 | 178  | 11   |
| 01180290      | 34   | 16   | 0210 9637    | 14   | 23   |
| 01180412      | 17   | 12   | 0211 1299    | 17   | 2    |
| 01181044      | 109  | 15   | 0211 1370    | 17   | 7    |
| 01181155      | 30   | 3    | 0211 1519    | 21   | 24   |
| 01181178      | 30   | 7    | 0211 1840    | 112  | 5    |
| 01181429      | 32   | 1    | 0211 1918    | 18   | 3    |
| 01181430      | 32   | 2    | 0211 2400    | 18   | 1    |
| 01181431      | 34   | 8    | 0211 2588    | 112  | 3    |
| 01181438      | 32   | 19   | 0211 2963    | 18   | 25   |
| 01181439      | 32   | 17   | 0211 3001    | 18   | 27   |
| 01181442      | 32   | 4    | 0211 3022    | 18   | 26   |
| 01181458      | 32   | 21   | 0211 3023    | 18   | 26   |
| 01181965      | 35   | 4    | 0211 3024    | 18   | 26   |
| 01182031      | 30   | 2    | 0211 3025    | 18   | 26   |
| 01182032      | 30   | 14   | 0211 3026    | 18   | 26   |
| 01182033      | 30   | 11   | 0211 3027    | 18   | 26   |
| 01182153      | 27   | 4    | 0211 3028    | 18   | 26   |
| 01182177      | 34   | 14   | 0211 3029    | 18   | 26   |
| 0120488283    | 28   | 11   | 0211 3030    | 18   | 26   |
| 0131 9139     | 18   | 28   | 0211 3031    | 18   | 26   |
| 0131 9140     | 18   | 29   | 0211 3032    | 18   | 26   |
| 0131 9862     | 19   | 13   | 0211 3033    | 18   | 26   |
| 0134 0075     | 19   | 11   | 0211 3034    | 18   | 26   |
| 0134 0130     | 19   | 9    | 0211 3035    | 18   | 26   |
| 0134 0131     | 19   | 12   | 0211 3036    | 18   | 26   |
| 01388766      | 110  | 34   | 0211 3037    | 18   | 26   |
| 01404897      | 109  | 11   | 0211 3038    | 18   | 26   |
| 01404898      | 109  | 12   | 0211 3039    | 18   | 26   |
| 01404903      | 109  | 13   | 0211 3040    | 18   | 26   |
| 01409888      | 20   | 7    | 0211 3041    | 18   | 26   |
| 0157018 F18   | 170  | 49   | 0211 3042    | 18   | 26   |
| 0170-41-65-06 | 16   | 1    | 0211 3043    | 18   | 26   |
| 018-1624-20-0 | 40   | 3    | 0211 3044    | 18   | 26   |

| PART NUMBER | FIG. | ITEM | PART NUMBER | FIG. | ITEM |
|-------------|------|------|-------------|------|------|
| 0211 3045   | 18   | 26   | 0332204204  | 83   | 20   |
| 0211 3046   | 18   | 26   | 0332207402  | 55   | 34   |
| 0211 3047   | 18   | 26   |             | 83   | 15   |
| 0211 3048   | 18   | 26   | 0336 5861   | 14   | 24   |
| 0211 3049   | 18   | 26   | 03360758    | 109  | 5    |
| 0211 3050   | 18   | 26   | 03363687    | 110  | 30   |
| 0211 3051   | 18   | 26   | 03363990    | 29   | 3    |
| 0211 3052   | 18   | 26   | 0414 1419   | 17   | 9    |
| 0211 3053   | 18   | 26   | 0417 5610   | 18   | 11   |
| 0211 3054   | 18   | 26   | 04172492    | 109  | 9    |
| 0211 3055   | 18   | 26   |             | 110  | 52   |
| 0211 3056   | 18   | 26   | 0418 2520   | 16   | 17   |
| 0211 3057   | 18   | 26   | 0418 9582   | 18   | 24   |
| 0211 3159   | 19   | 6    | 0419 1445   | 22   | 17   |
| 02133835    | 110  | 42   | 0419 4998   | 18   | 15   |
| 02133837    | 110  | 44   | 0419 7422   | 16   | 25   |
| 02136433    | 110  | 45   | 0419 7633   | 23   | 11   |
| 02136434    | 110  | 39   | 0419 7729   | 34   | 7    |
| 0214 3324   | 16   | 28   | 0419 7913   | 24   | 4    |
| 02144081    | 29   | 11   | 0419 8035   | 18   | 14   |
| 02162026    | 109  | 16   | 0419 8572   | 29   | 2    |
| 02237847    | 110  | 38   | 0419 8741   | 23   | 5    |
| 0224 9331   | 25   | 4    | 0419 8968   | 15   | 13   |
| 02306-6     | 21   | 3    | 0419 9094   | 25   | 7    |
| 02389-00    | 86   | 2    | 0419 9317   | 107  | 15   |
| 02929430    | 31   | 2    | 0419 9382   | 108  | 6    |
| 02929431    | 31   | 2    | 0419 9575   | 25   | 1    |
| 02929432    | 31   | 2    | 0419 9602   | 18   | 20   |
| 02929438    | 31   | 1    | 0419 9761   | 14   | 35   |
| 02929439    | 31   | 1    |             | 18   | 7    |
| 0293 4437   | 14   | 12   | 0419 9823   | 22   | 5    |
| 0293 4438   | 14   | 12   | 0419 9831   | 110  | 18   |
| 0293 4446   | 14   | 16   | 04190848    | 101  | 3    |
| 0293 4447   | 14   | 16   | 04190851    | 101  | 4    |
| 0293 4449   | 14   | 14   | 04190852    | 18   | 23   |
| 0293 4450   | 14   | 14   |             | 101  | 8    |
| 02931473    | 31   | 6    | 04190853    | 18   | 22   |
| 02931474    | 31   | 6    |             | 101  | 9    |
| 02931475    | 31   | 6    | 04190860    | 18   | 21   |
| 030-1088    | 182  | 10   |             | 101  | 14   |
| 0301056     | 182  | 6    | 04192460    | 30   | 19   |
| 0332204204  | 55   | 35   | 04194078    | 35   | 5    |

| PART NUMBER | FIG. | ITEM | PART NUMBER | FIG. | ITEM |
|-------------|------|------|-------------|------|------|
| 04194629    | 101  | 7    | 0420 5884   | 13   | 2    |
| 04194932    | 101  | 16   | 0420 5894   | 14   | 21   |
| 04194944    | 101  | 18   | 0420 5946   | 16   | 18   |
| 04197585    | 34   | 17   | 0420 6378   | 14   | 32   |
| 04198792    | 15   | 5    | 0420 6924   | 14   | 20   |
| 04199177    | 110  | 10   | 0420 6932   | 13   | 5    |
| 04199252    | 101  | 17   | 0420 6948   | 14   | 22   |
| 04199563    | 101  | 12   | 0420 7365   | 108  | 11   |
| 04199565    | 101  | 13   | 0420 9198   | 16   | 27   |
| 04199599    | 101  | 15   | 0420 9203   | 16   | 3    |
| 04199769    | 101  | 10   | 0420 9610   | 15   | 8    |
| 04199792    | 32   | 16   | 0420 9685   | 27   | 1    |
| 04199973    | 101  | 2    | 0420 9687   | 23   | 14   |
| 0420 0114   | 14   | 9    | 0420 9758   | 15   | 9    |
| 0420 0150   | 14   | 10   | 0420 9905   | 13   | 1    |
| 0420 0486   | 15   | 7    | 0420 9998   | 107  | 16   |
| 0420 0582   | 111  | 13   | 04200021    | 30   | 12   |
| 0420 0740   | 110  | 19   | 04200022    | 30   | 13   |
| 0420 0959   | 14   | 26   | 04200024    | 31   | 5    |
| 0420 0960   | 14   | 33   | 04200078    | 30   | 18   |
| 0420 0961   | 14   | 1    | 04200139    | 30   | 25   |
| 0420 1238   | 14   | 12   | 04200465    | 31   | 4    |
| 0420 1463   | 108  | 9    | 04200468    | 31   | 8    |
| 0420 1466   | 111  | 12   | 04201286    | 34   | 12   |
| 0420 1559   | 14   | 29   | 04202004    | 110  | 12   |
| 0420 1560   | 14   | 29   | 04202043    | 110  | 24   |
| 0420 1561   | 14   | 29   | 04202127    | 110  | 13   |
| 0420 1666   | 18   | 5    | 04202180    | 110  | 8    |
| 0420 2005   | 14   | 17   | 04202181    | 110  | 3    |
| 0420 3794   | 108  | 10   | 04202185    | 110  | 22   |
| 0420 3803   | 107  | 8    | 04202345    | 110  | 27   |
| 0420 4023   | 14   | 25   | 04202517    | 30   | 9    |
| 0420 4450   | 23   | 16   | 04202518    | 30   | 10   |
| 0420 4459   | 24   | 9    | 04202686    | 110  | 9    |
| 0420 4571   | 16   | 2    | 04202775    | 110  | 50   |
| 0420 4796   | 15   | 3    | 04203318    | 110  | 2    |
| 0420 4876   | 15   | 1    | 04203930    | 30   | 26   |
| 0420 5392   | 108  | 13   | 04204130    | 33   | 1    |
| 0420 5506   | 111  | 14   | 04204250    | 29   | 8    |
| 0420 5743   | 25   | 12   | 04204326    | 33   | 2    |
| 0420 5823   | 108  | 12   | 04204590    | 24   | 8    |
| 0420 5841   | 25   | 11   | 04205734    | 34   | 5    |

| PART NUMBER | FIG. | ITEM | PART NUMBER  | FIG. | ITEM |
|-------------|------|------|--------------|------|------|
| 04207119    | 30   | 27   | 0425 9462    | 108  | 1    |
| 04207290    | 29   | 14   | 0425 9469    | 16   | 31   |
| 04207649    | 29   | 13   | 0425 9547    | 15   | 12   |
| 04207651    | 29   | 12   | 0425 9559    | 107  | 10   |
| 04208736    | 35   | 10   | 0425 9562    | 107  | 14   |
| 04209118    | 34   | 11   | 04251254     | 30   | 16   |
| 04209136    | 110  | 51   | 04251598     | 35   | 15   |
| 0421 3152   | 18   | 19   | 04251599     | 109  | 4    |
| 0421 3609   | 25   | 8    | 04251600     | 109  | 30   |
| 0421 3839   | 14   | 34   | 04251605     | 109  | 24   |
|             | 18   | 6    | 04251607     | 109  | 31   |
| 04213020    | 34   | 3    | 04251611     | 109  | 18   |
| 04213064    | 101  | 1    | 04251621     | 109  | 10   |
| 0425 1000   | 107  | 1    | 04251653     | 109  | 7    |
| 0425 1004   | 107  | 7    | 04251661     | 109  | 14   |
| 0425 1063   | 14   | 30   | 04251666     | 35   | 14   |
| 0425 1290   | 16   | 20   | 04251731     | 110  | 33   |
| 0425 1470   | 110  | 23   | 04251733     | 110  | 1    |
| 0425 1503   | 111  | 24   | 04251743     | 109  | 28   |
| 0425 1529   | 107  | 13   | 04251827     | 110  | 46   |
| 0425 1614   | 107  | 18   | 04251828     | 110  | 41   |
| 0425 1744   | 107  | 17   | 04253333     | 32   | 9    |
| 0425 1785   | 110  | 7    | 04253389     | 30   | 24   |
| 0425 1824   | 110  | 47   | 04255006     | 32   | 20   |
| 0425 2442   | 14   | 14   | 04255362     | 35   | 17   |
| 0425 2443   | 14   | 16   | 04255636     | 109  | 17   |
| 0425 3373   | 23   | 3    | 04255768     | 110  | 35   |
| 0425 3378   | 16   | 7    | 04255802     | 32   | 7    |
| 0425 3414   | 23   | 12   | 04256648     | 32   | 5    |
| 0425 3636   | 110  | 15   | 04259780     | 32   | 6    |
| 0425 5254   | 14   | 13   | 04259898     | 29   | 6    |
| 0425 5255   | 14   | 15   | 04272788     | 35   | 2    |
| 0425 5857   | 16   | 22   | 0428 2827XA1 | 30   | 17   |
| 0425 5859   | 14   | 4    | 0428 2961    | 16   | 26   |
| 0425 6245   | 24   | 12   | 0428 3302    | 16   | 15   |
| 0425 6591   | 23   | 6    | 0428 3483    | 27   | 13   |
| 0425 6744   | 111  | 2    | 0428 4548    | 27   | 16   |
| 0425 6763   | 22   | 11   | 0428 4618    | 111  | 16   |
| 0425 6765   | 22   | 13   | 0428 4824    | 35   | 3    |
| 0425 7229   | 16   | 11   | 0428 5991    | 111  | 21   |
| 0425 8234   | 14   | 5    | 0428 9742    | 23   | 1    |
| 0425 9450   | 16   | 5    | 04282014     | 30   | 6    |

| PART NUMBER    | FIG. | ITEM | PART NUMBER          | FIG. | ITEM |
|----------------|------|------|----------------------|------|------|
| 04282827       | 30   | 1    | 082-0145-02-0        | 38   | 11   |
| 04282960       | 32   | 3    | 082-0146-02-0        | 38   | 12   |
| 04284318       | 35   | 18   | 085947-000           | 181  | 10   |
| 04288128       | 34   | 4    | 09031117             | 21   | 15   |
| 04288250       | 35   | 1    | 092579               | 93   | 29   |
| 0429 1502      | 16   | 9    |                      | 94   | 2    |
| 0429 3024      | 111  | 6    | 092648               | 93   | 30   |
| 0429 3673      | 14   | 31   | 092764               | 93   | 31   |
| 04290718       | 32   | 13   | 092769               | 93   | 28   |
| 04290781       | 34   | 6    | 1 000 306 002        | 26   | 14   |
| 04291309       | 35   | 11   | 1 120 322 350        | 28   | 2    |
| 04294255       | 31   | 3    | 1 120 591 075        | 28   | 8    |
| 04295313       | 30   | 22   | 1 121 038 018        | 28   | 5    |
| 0432191327     | 18   | 9    | 1 123 433 005        | 28   | 19   |
| 0433171779     | 18   | 10   | 1/2HHPS              | 2    | 14   |
| 04400685       | 101  | 6    | 1/4 MMO-B            | 2    | 27   |
| 0460-202-16141 | 87   | 15   | 1.0INCH07T           | 47   | 8    |
|                | 88   | 13   | 1.0INCH07T-GASKET    | 47   | 2    |
|                | 89   | 6    | 1.5INCH07T           | 46   | 11   |
|                | 93   | 4    |                      | 47   | 33   |
|                | 94   | 13   |                      | 48   | 3    |
|                | 95   | 18   |                      | 169  | 2    |
|                | 96   | 6    | 1.5INCH75T           | 170  | 18   |
|                | 100  | 26   | 1.5INCH75T-GASKE     | 170  | 17   |
|                | 93   | 13   | 1-2X1-8PTRS          | 178  | 30   |
|                | 99   | 14   | 1-480305-0           | 87   | 24   |
| 0462-201-16141 | 87   | 16   | 1-480705-0           | 87   | 13   |
|                | 88   | 2    | 1HA818               | 78   | 48   |
|                | 90   | 2    | 10/3                 | 6    | 15   |
|                | 95   | 3    | 10-0523034-00        | 69   | 3    |
|                | 96   | 18   | 10-8 070120CA        | 177  | 24   |
|                | 100  | 30   | 10BTV1-CR 110/115VAC | 181  | 11   |
| 04900286       | 33   | 3    | 100-0054             | 38   | 14   |
| 054-6311-01-0  | 40   | 12   | 100-015              | 41   | 17   |
| 0621500        | 96   | 16   | 1000736              | 83   | 9    |
| 062200         | 42   | 13   | 100110               | 182  | 7    |
| 063T-24-24     | 115  | 10   | 100320               | 182  | 5    |
| 063361         | 42   | 3    | 1004-2               | 162  | 12   |
| 06339-15       | 56   | 25   | 100695               | 55   | 38   |
| 07107784       | 109  | 33   | 101-1720-00-0        | 38   | 3    |
| 0757034        | 171  | 43   | 101-2203             | BULK | 1    |
| 08-21-48/48    | 178  | 24   | 1011114              | 6    | 12   |

| PART NUMBER  | FIG. | ITEM | PART NUMBER | FIG. | ITEM |
|--------------|------|------|-------------|------|------|
| 1012139      | 136  | 23   | 10557954-2  | 172  | 17   |
| 1016D-1/2    | 138  | 37   | 1056752     | 142  | 18   |
| 102062192209 | 173  | 20   | 105687      | 171  | 19   |
|              | 174  | 5    | 105688      | 171  | 21   |
| 102063009098 | 21   | 16   | 105689      | 171  | 26   |
| 102063011098 | 21   | 12   | 105692      | 171  | 71   |
| 1021931-00   | BULK | 9    | 105697      | 171  | 6    |
| 1021986-00   | BULK | 2    | 105698      | 171  | 11   |
| 10260        | 78   | 53   | 105699      | 171  | 36   |
| 102911       | 24   | 14   | 105700      | 171  | 29   |
| 1036567      | 147  | 8    | 105701      | 171  | 32   |
| 103876       | 6    | 25   | 105702      | 171  | 23   |
| 104066       | 8    | 20   | 105732      | 171  | 92   |
|              | 51   | 5    | 105739      | 171  | 62   |
|              | 55   | 28   | 105740      | 171  | 9    |
|              | 79   | 1    | 105741      | 171  | 83   |
|              | 83   | 1    | 105743      | 171  | 39   |
|              | 85   | 17   | 1060-01-113 | 177  | 15   |
|              | 125  | 8    | 1062712     | 170  | 38   |
|              | 127  | 1    | 106354      | 171  | 14   |
|              | 140  | 18   | 106381      | 43   | 15   |
|              | 147  | 5    |             | 44   | 1    |
|              | 148  | 22   | 1070174     | 139  | 24   |
|              | 149  | 6    | 1070177     | 139  | 15   |
|              | 151  | 17   | 1070180     | 139  | 30   |
|              | 152  | 20   | 1070181     | 139  | 29   |
|              | 153  | 16   | 1070182     | 139  | 28   |
|              | 154  | 29   | 107324      | 55   | 65   |
|              | 155  | 20   | 1073540     | 10   | 9    |
| 104477       | 168  | 45   | 107370      | 45   | 1    |
| 104478       | 168  | 78   | 107396      | 55   | 22   |
| 104479       | 168  | 75   | 1080533     | 36   | 50   |
| 104481       | 168  | 12   | 1080815     | 36   | 9    |
| 104482       | 168  | 21   | 108082      | 57   | 3    |
| 104491       | 168  | 20   | 108083      | 57   | 1    |
| 104493       | 168  | 52   | 1081878     | 125  | 4    |
| 10545676-2   | 128  | 6    | 1084395     | 121  | 39   |
| 10557954-2   | 43   | 21   | 1084399     | 125  | 29   |
|              | 44   | 5    | 1084400     | 129  | 4    |
|              | 45   | 20   |             | 130  | 3    |
|              | 113  | 36   | 1084401     | 121  | 30   |
|              | 167  | 22   | 1085-3017   | BULK | 3    |

| PART NUMBER      | FIG. | ITEM | PART NUMBER  | FIG. | ITEM |
|------------------|------|------|--------------|------|------|
| 1091733-0004     | 81   | 2    | 1116483-0003 | 82   | 10   |
| 1091733-0007     | 81   | 6    | 1116525      | 138  | 3    |
| 1091733-0014     | 50   | 25   |              | 159  | 14   |
|                  | 75   | 20   |              | 160  | 21   |
|                  | 81   | 4    |              | 161  | 4    |
|                  | 82   | 8    |              | 163  | 40   |
|                  | 173  | 3    | 1120322000   | 28   | 3    |
| 109216           | 168  | 4    | 1120905039   | 28   | 4    |
| 109229           | 168  | 17   | 1120905102   | 28   | 7    |
| 109304           | 168  | 30   | 1122300      | 36   | 2    |
| 1093687-0001     | 43   | 1    | 1122400      | 36   | 4    |
| 1093687-0002     | 43   | 3    | 112263-90    | 99   | 12   |
| 1093687-0003     | 43   | 11   | 112264       | 87   | 19   |
| 1093687-0004     | 43   | 5    |              | 88   | 15   |
| 1093687-0006     | 43   | 10   |              | 91   | 19   |
| 1093687-0007     | 43   | 7    |              | 93   | 16   |
| 1098112-0003     | 50   | 23   |              | 94   | 10   |
| 109858           | 171  | 33   |              | 98   | 7    |
| 11-035           | 148  | 3    |              | 99   | 11   |
|                  | 151  | 10   |              | 100  | 24   |
|                  | 152  | 3    | 1123433007   | 28   | 12   |
|                  | 153  | 8    | 1124034677   | 28   | 6    |
|                  | 154  | 5    | 1125045090   | 28   | 9    |
| 110-1600-02-0    | 40   | 4    | 1125884494   | 28   | 17   |
| 110110           | 182  | 9    | 1126759-0003 | 43   | 6    |
| 110310A          | 164  | 13   |              | 81   | 3    |
| 1104751-0003     | 43   | 2    | 1126779-0003 | 43   | 8    |
| 1105392-0003     | 43   | 4    |              | 81   | 7    |
| 1105403-0003     | 43   | 12   | 1127011148   | 28   | 10   |
| 1105407-003      | 43   | 9    | 1127319104   | 28   | 18   |
| 111 8659         | 35   | 6    | 1136128      | 154  | 16   |
| 1111827-0001-120 | 170  | 50   | 1136140      | 120  | 5    |
| 1111827-0001-360 | 48   | 16   | 1136141      | 154  | 20   |
| 1111827-0002-120 | 170  | 51   | 1136148      | 120  | 7    |
| 1111827-0002-360 | 48   | 28   | 1136217      | 121  | 33   |
| 111314A          | 164  | 23   | 1136222      | 121  | 26   |
| 111316A          | 2    | 1    | 1136232      | 121  | 38   |
| 111317A          | 164  | 4    | 1136233      | 121  | 15   |
| 111318A          | 164  | 17   | 1136234      | 121  | 14   |
| 111452A          | 154  | 17   | 1136235      | 121  | 37   |
|                  | 164  | 22   | 1136245      | 121  | 12   |
| 1116482-0003     | 82   | 11   | 1136249      | 121  | 5    |

| PART NUMBER  | FIG. | ITEM | PART NUMBER  | FIG. | ITEM |
|--------------|------|------|--------------|------|------|
| 1136251      | 6    | 3    | 1160319      | 166  | 6    |
| 1136252      | 6    | 2    | 11630529     | 3    | 1    |
| 1136253      | 6    | 9    | 11630581     | 3    | 3    |
| 1136254      | 6    | 26   | 11630594     | 3    | 10   |
| 1136255      | 6    | 53   | 11664545     | 10   | 16   |
| 1136260      | 52   | 13   | 11746479     | 100  | 13   |
| 1136279      | 136  | 10   | 1179071      | 118  | 6    |
| 1136299      | 133  | 9    | 1179105      | 117  | 16   |
| 1136321      | 62   | 9    | 1179106      | 117  | 5    |
| 1136323      | 61   | 5    | 1179107      | 117  | 15   |
| 1136324      | 61   | 1    | 117931       | 171  | 54   |
| 1136337      | 140  | 21   | 1180354      | 117  | 9    |
| 1136356      | 52   | 22   |              | 118  | 5    |
| 1136357      | 52   | 20   | 1180384      | 146  | 11   |
| 1136370      | 52   | 21   | 1180392      | 121  | 10   |
| 1136371      | 52   | 16   |              | 137  | 11   |
| 1136388      | 62   | 7    |              | 146  | 8    |
| 1136399      | 145  | 8    | 1180393      | 146  | 9    |
| 1136411      | 51   | 16   | 1180418      | 55   | 66   |
| 1136451      | 113  | 47   | 1180419      | 55   | 59   |
| 1136473-H002 | 94   | 1    | 1180420      | 55   | 63   |
| 1136480-H002 | 88   | 1    | 1180421      | 55   | 10   |
| 1136481-H002 | 87   | 1    | 1180463      | 136  | 19   |
| 1136482-H001 | 93   | 1    | 1180891      | 164  | 25   |
| 1136483-H002 | 100  | 1    | 1182200      | 143  | 1    |
| 1136484-H002 | 96   | 1    | 1182208      | 143  | 7    |
| 1136485-H001 | 91   | 1    | 1182218      | 143  | 8    |
| 1136486-H002 | 99   | 1    | 1182860      | 136  | 28   |
| 1136487-H001 | 98   | 1    | 1182872      | 55   | 26   |
| 1136488-H001 | 97   | 1    | 1183013      | 136  | 3    |
| 1136489-H001 | 92   | 1    | 1183241-H001 | 90   | 1    |
| 1136495      | 113  | 52   | 1183242-H002 | 89   | 1    |
| 1136496      | 113  | 50   | 1183549      | 81   | 11   |
| 1137407      | 8    | 2    |              | 144  | 3    |
|              | 58   | 1    | 1183550      | 81   | 16   |
|              | 122  | 18   |              | 144  | 8    |
| 114-78-00-00 | 178  | 26   | 1184052      | 137  | 22   |
| 1152258-190  | 121  | 40   | 1186133      | 55   | 61   |
| 115293A      | 164  | 3    |              | 64   | 6    |
| 115303A      | 24   | 23   | 1186153      | 169  | 25   |
| 1154817      | 6    | 28   | 1186154      | 170  | 9    |
| 1160318      | 166  | 1    | 1186201      | 121  | 8    |



| PART NUMBER   | FIG. | ITEM | PART NUMBER | FIG. | ITEM |
|---------------|------|------|-------------|------|------|
| 1186382       | 56   | 10   | 12015869    | 88   | 11   |
| 1187755       | 48   | 14   |             | 93   | 11   |
| 1187757       | 48   | 15   |             | 94   | 7    |
| 1195594       | 41   | 8    | 12015870    | 88   | 8    |
| 1196121-0003  | 81   | 5    | 12015952    | 93   | 38   |
| 1198149-0004  | 106  | 1    | 12015987    | 87   | 9    |
| 1199171       | 66   | 7    |             | 87   | 31   |
| 1199173       | 66   | 6    |             | 88   | 6    |
| 1199175       | 66   | 12   | 1202 0116   | 87   | 21   |
| 1199177       | 66   | 10   |             | 93   | 7    |
| 1199178       | 60   | 4    | 12020035    | 93   | 22   |
| 1199179       | 60   | 9    | 12020157    | 96   | 35   |
| 12 CTX-B      | 39   | 4    | 12020321    | 94   | 9    |
|               | 41   | 22   | 12020400    | 94   | 3    |
|               | 43   | 20   | 1203 3769   | 100  | 14   |
|               | 50   | 13   | 1203 3820   | 87   | 30   |
|               | 113  | 26   | 1203 3997   | 91   | 9    |
| 12-12 140130C | 39   | 5    |             | 95   | 12   |
| 12-8130140BA  | 170  | 34   | 1203P-2     | 170  | 58   |
| 12FNTX-B      | 24   | 17   | 12033769    | 91   | 8    |
| 1200DHRP      | 65   | 1    |             | 96   | 36   |
| 12004436      | 98   | 18   | 12034046    | 87   | 8    |
| 1201 0996     | 4    | 6    |             | 88   | 7    |
|               | 95   | 25   | 1203963     | 172  | 40   |
| 1201 5870     | 87   | 10   | 1203967     | 167  | 2    |
|               | 93   | 10   | 1203968     | 167  | 30   |
|               | 94   | 4    | 12040559    | 97   | 4    |
| 12010973      | 95   | 15   |             | 98   | 29   |
|               | 96   | 14   | 12052139    | 99   | 17   |
|               | 98   | 17   | 12052172    | 99   | 16   |
|               | 100  | 28   | 12052455    | 91   | 12   |
| 12010996      | 96   | 31   |             | 92   | 8    |
| 12015344      | 89   | 3    | 12052456    | 91   | 11   |
|               | 93   | 5    |             | 92   | 9    |
| 12015345      | 87   | 22   | 12052613    | 99   | 18   |
|               | 93   | 8    | 1206 6214   | 89   | 2    |
| 12015792      | 95   | 7    | 120622A     | 164  | 19   |
|               | 96   | 24   | 12063       | 42   | 2    |
|               | 98   | 12   | 12064 735   | 91   | 14   |
|               | 100  | 10   | 12064735    | 92   | 5    |
| 12015793      | 95   | 21   | 12064736    | 91   | 15   |
| 12015869      | 87   | 7    |             | 92   | 6    |

| PART NUMBER  | FIG. | ITEM | PART NUMBER  | FIG. | ITEM |
|--------------|------|------|--------------|------|------|
| 12065863     | 99   | 15   | 1212112      | 163  | 15   |
| 12065894     | 93   | 15   | 1212351      | 163  | 42   |
|              | 94   | 5    | 12124581     | 98   | 13   |
| 12065899     | 93   | 39   | 12124582     | 4    | 5    |
| 12066614     | 91   | 10   |              | 93   | 44   |
| 1207 7413    | 100  | 34   |              | 95   | 16   |
| 1207087      | 2    | 2    |              | 98   | 16   |
| 1207127-0001 | 169  | 12   | 12124685     | 91   | 13   |
| 1207127-0002 | 169  | 30   |              | 92   | 7    |
| 1207127-0003 | 169  | 17   | 12124686     | 91   | 16   |
| 1207127-0004 | 169  | 31   |              | 92   | 4    |
| 1207127-0005 | 169  | 26   | 1213390-0010 | 138  | 4    |
| 1207127-0006 | 169  | 19   | 1213390-0012 | 163  | 39   |
| 1207127-0007 | 169  | 28   | 1213390-0018 | 163  | 48   |
| 1207285      | 169  | 24   | 1213390-0024 | 159  | 4    |
| 1207286      | 169  | 18   |              | 160  | 18   |
| 1207287      | 169  | 15   |              | 161  | 12   |
| 1207288      | 169  | 9    |              | 163  | 41   |
| 1207294      | 172  | 30   | 1213390-0028 | 161  | 10   |
| 12077412     | 97   | 5    | 1213390-0036 | 163  | 49   |
|              | 98   | 31   | 1213390-0040 | 161  | 6    |
|              | 100  | 36   | 1214980      | 55   | 32   |
| 12077945     | 93   | 23   | 1215640      | 170  | 28   |
|              | 94   | 8    | 1215641      | 84   | 10   |
| 1208 4590    | 93   | 14   | 1215788      | 162  | 36   |
| 1208-9272    | 91   | 7    | 1215800-0125 | 117  | 4    |
|              | 96   | 34   | 1215813      | 162  | 6    |
|              | 100  | 15   | 1215874      | 162  | 11   |
| 12084595     | 93   | 37   | 1216144      | 162  | 21   |
|              | 94   | 16   | 12164698     | 14   | 8    |
| 12084891     | 97   | 6    | 1216496      | 55   | 58   |
|              | 98   | 28   | 1217157      | 52   | 19   |
| 12089305     | 96   | 5    | 1217879      | 145  | 14   |
|              | 100  | 29   | 1217894      | 174  | 7    |
| 1209922      | 163  | 46   | 1218090      | 116  | 1    |
| 121-107      | 78   | 23   | 1218365      | 60   | 11   |
| 1210022      | 55   | 17   | 1218428      | 118  | 1    |
| 1210234      | 163  | 47   | 12186400     | 97   | 3    |
| 1211259      | 139  | 6    |              | 98   | 30   |
| 1211887      | 163  | 21   | 1218731      | 121  | 34   |
| 1212-4587    | 98   | 15   | 1219089      | 135  | 4    |
| 1212084      | 139  | 11   | 1219372      | 145  | 3    |

| PART NUMBER  | FIG. | ITEM | PART NUMBER  | FIG. | ITEM |
|--------------|------|------|--------------|------|------|
| 1219584      | 162  | 28   | 1224981      | 60   | 8    |
| 1219600-0003 | 56   | 4    | 1224983      | 105  | 1    |
| 1219606-0006 | 162  | 20   | 1225090      | 139  | 18   |
| 1219606-0010 | 138  | 28   | 1225924      | 167  | 21   |
| 1219606-0012 | 116  | 10   | 1225925      | 167  | 18   |
|              | 156  | 4    | 1227625      | 163  | 28   |
|              | 162  | 10   | 1227731      | 163  | 23   |
| 1219606-0013 | 156  | 10   | 1227733      | 163  | 27   |
|              | 163  | 50   | 123269C      | 121  | 43   |
| 1219606-0014 | 162  | 34   | 1235468      | 126  | 5    |
| 1219606-0022 | 136  | 8    | 1237885      | 180  | 9    |
|              | 161  | 16   | 1241335      | 170  | 55   |
| 1220774      | 146  | 1    | 12419928-006 | 93   | 24   |
| 1220780      | 163  | 33   | 12420936     | 93   | 6    |
| 1220829      | 163  | 36   |              | 95   | 6    |
| 1220830      | 139  | 1    |              | 98   | 14   |
| 1220877      | 163  | 44   | 1250003      | 163  | 22   |
| 1220962      | 6    | 29   | 1250194      | 163  | 4    |
| 1221018      | 170  | 23   | 1250234      | 163  | 5    |
| 1221019      | 170  | 24   | 1251411      | 75   | 37   |
| 1221929      | 62   | 5    | 1253082-0003 | 75   | 19   |
| 1222836      | 133  | 11   |              | 173  | 2    |
| 1223-299     | 76   | 9    | 1259058      | 124  | 25   |
|              | 175  | 17   | 12604244-143 | 172  | 26   |
| 1223150      | 180  | 4    | 126536A      | 53   | 2    |
| 1223151      | 180  | 5    | 1266927      | 133  | 2    |
| 1223153      | 180  | 3    | 1266928      | 133  | 23   |
| 1223155      | 180  | 6    | 1266933      | 133  | 1    |
| 1223156      | 180  | 2    | 1266937      | 133  | 18   |
| 1223158      | 180  | 1    | 126890A      | 119  | 40   |
| 1223159      | 180  | 8    |              | 119  | 73   |
| 1223160      | 180  | 15   | 126893B      | 119  | 6    |
| 1223161      | 180  | 12   |              | 119  | 55   |
| 1223163      | 180  | 11   | 126894C      | 119  | 46   |
| 1223164      | 180  | 13   |              | 119  | 61   |
| 1223167      | 180  | 10   | 126895B      | 119  | 34   |
| 1223169      | 180  | 22   |              | 119  | 80   |
| 1223170      | 180  | 21   | 126904B      | 119  | 20   |
| 1223171      | 180  | 23   |              | 119  | 91   |
| 1223172      | 180  | 20   | 126916B      | 119  | 49   |
| 1223173      | 180  | 19   |              | 119  | 59   |
| 1224690      | 103  | 1    | 1272048      | 116  | 15   |

| PART NUMBER   | FIG. | ITEM | PART NUMBER  | FIG. | ITEM |
|---------------|------|------|--------------|------|------|
| 1274630       | 158  | 11   | 1324510      | 119  | 101  |
| 1274962       | 116  | 14   | 1324581      | 123  | 16   |
| 1275956       | 125  | 28   | 1324587      | 123  | 14   |
| 1277644       | 125  | 32   | 1324588      | 123  | 26   |
| 1278872       | 128  | 2    | 1324605      | 175  | 4    |
| 1280513       | 75   | 9    | 1325289      | 67   | 1    |
|               | 173  | 13   | 1325472-0001 | 82   | 5    |
| 128131A       | 164  | 6    | 1325806      | 83   | 7    |
| 1282394       | 124  | 1    | 1326094      | 84   | 18   |
| 1283583       | 179  | 7    | 1327890      | 123  | 12   |
| 1288504       | 179  | 25   | 1327917      | 10   | 33   |
| 1291056       | 124  | 6    | 1330457      | 123  | 3    |
| 1295022-0002  | 56   | 7    | 1330581      | 123  | 8    |
| 1295544       | 113  | 45   | 1331040      | 58   | 22   |
| 1296126-0013  | 37   | 15   |              | 121  | 23   |
| 1296580       | 102  | 1    |              | 122  | 12   |
| 12993495-2    | 87   | 23   |              | 140  | 16   |
| 13T35777      | 179  | 18   |              | 142  | 49   |
| 130-0010-01-0 | 40   | 7    |              | 162  | 24   |
| 130-20702     | 177  | 16   | 1331396      | 62   | 1    |
| 130-20916     | 177  | 17   | 1331462-0001 | 47   | 40   |
| 130012-12     | 123  | 22   | 1331462-0013 | 47   | 37   |
| 130014-12     | 123  | 23   | 1331606      | 142  | 37   |
| 1304307-0003  | 139  | 19   | 1331607      | 142  | 35   |
| 1307244       | 159  | 10   | 1331608      | 142  | 50   |
| 1314253       | 159  | 6    | 1331609      | 142  | 21   |
| 1315920       | 164  | 5    | 1331610      | 142  | 13   |
| 1315921       | 164  | 21   | 1331612      | 142  | 47   |
| 1315922       | 164  | 2    | 1331613      | 142  | 28   |
| 1315923       | 164  | 24   | 1331616      | 142  | 45   |
| 1320298       | 164  | 9    | 1331617      | 142  | 34   |
| 1320418       | 164  | 7    | 1332034      | 122  | 19   |
| 1320461       | 164  | 16   | 1332091-0100 | 47   | 9    |
| 1320640       | 164  | 18   | 1332091-0150 | 46   | 10   |
| 1321052       | 123  | 13   |              | 47   | 34   |
| 1321053       | 123  | 27   |              | 169  | 3    |
| 1321570       | 119  | 13   |              | 170  | 29   |
|               | 119  | 96   | 1332091-0200 | 47   | 35   |
| 1321670       | 49   | 8    |              | 167  | 12   |
| 1321672       | 51   | 20   | 1332091-0300 | 114  | 1    |
| 1322022       | 122  | 17   | 1332874      | 123  | 28   |
| 1324181       | 79   | 7    | 1333167      | 142  | 25   |

| PART NUMBER  | FIG. | ITEM | PART NUMBER | FIG. | ITEM |
|--------------|------|------|-------------|------|------|
| 1333182      | 54   | 1    | 1336205     | 50   | 2    |
| 1333270      | 123  | 11   | 1336206     | 50   | 7    |
| 1333303      | 123  | 24   | 1336207     | 50   | 12   |
| 1333431      | 58   | 30   | 1336208     | 113  | 3    |
| 1333835      | 123  | 10   | 1336209     | 51   | 36   |
| 1334016      | 123  | 9    | 1336210     | 47   | 22   |
| 1334130      | 119  | 12   | 1336211     | 47   | 26   |
|              | 119  | 97   | 1336212     | 114  | 6    |
| 1334212      | 125  | 47   | 1336214     | 113  | 28   |
| 1334320      | 119  | 109  | 1336215     | 113  | 43   |
| 1334352      | 58   | 32   | 1336216     | 113  | 42   |
| 1334356      | 125  | 27   | 1336217     | 113  | 29   |
| 1334420      | 163  | 3    | 1336218     | 114  | 12   |
| 1334734      | 125  | 12   | 1336220     | 108  | 2    |
| 1334735      | 124  | 16   | 1336228     | 58   | 8    |
| 1334846      | 124  | 12   | 1336230     | 58   | 7    |
| 1334884      | 125  | 36   | 1336529     | 81   | 8    |
| 1334924      | 124  | 15   | 1336705     | 58   | 9    |
| 1334934      | 131  | 4    | 1336706     | 58   | 11   |
| 1334979      | 131  | 1    | 1337674     | 142  | 12   |
| 1334993      | 125  | 41   | 1337762     | 124  | 18   |
| 1334995      | 125  | 46   | 1337793     | 142  | 62   |
| 1335157      | 125  | 40   | 1337798     | 123  | 25   |
| 1335193      | 162  | 14   | 1338256     | 125  | 24   |
| 1335862      | 125  | 42   | 1338753     | 125  | 39   |
| 1335863      | 125  | 43   | 1338938     | 146  | 16   |
| 1335864      | 125  | 44   | 1338992     | 162  | 17   |
| 1335868      | 124  | 19   | 1339019     | 125  | 45   |
| 1336189      | 113  | 10   | 1339201     | 138  | 41   |
| 1336190      | 113  | 17   | 1339472     | 130  | 7    |
| 1336191      | 167  | 8    | 1339474     | 127  | 3    |
| 1336192      | 113  | 15   | 1339515     | 58   | 37   |
| 1336194      | 113  | 20   | 1340237     | 122  | 15   |
| 1336196      | 36   | 52   | 1340262     | 129  | 7    |
| 1336197      | 169  | 6    | 1340263     | 125  | 33   |
| 1336198      | 47   | 4    | 1340264     | 125  | 21   |
| 1336199      | 113  | 23   | 1340309     | 142  | 5    |
| 1336200      | 50   | 33   | 1340337     | 142  | 41   |
| 1336201      | 50   | 17   | 1340341     | 142  | 32   |
| 1336202      | 51   | 38   | 1340516     | 150  | 1    |
| 1336203      | 47   | 30   | 1340582     | 150  | 5    |
| 1336204-0300 | 114  | 10   | 1340617     | 150  | 14   |

| PART NUMBER | FIG. | ITEM | PART NUMBER | FIG. | ITEM |
|-------------|------|------|-------------|------|------|
| 1341040     | 119  | 102  | 1347675     | 126  | 3    |
| 1341215     | 122  | 9    | 1347676     | 161  | 15   |
|             | 162  | 29   | 1347677     | 162  | 4    |
| 1341216     | 122  | 11   | 1347678     | 121  | 16   |
| 1341238     | 121  | 13   | 1347683     | 134  | 3    |
| 1341837     | 11   | 10   | 1347684     | 134  | 6    |
| 1341838     | 173  | 6    | 1347923     | 50   | 8    |
| 1341839     | 125  | 38   | 1348067     | 134  | 1    |
| 1342218     | 10   | 22   | 1348158     | 172  | 15   |
| 1342524     | 42   | 6    | 1348161     | 113  | 32   |
| 1342579     | 140  | 3    | 1348162     | 113  | 44   |
| 1342850     | 125  | 35   | 1348163     | 51   | 37   |
| 1342852     | 20   | 4    | 1348165     | 113  | 24   |
| 1343074     | 124  | 24   | 1348166     | 113  | 25   |
| 1343077     | 45   | 12   | 1348167     | 113  | 7    |
| 1343078     | 45   | 7    | 1348168     | 113  | 46   |
| 1343079     | 45   | 4    | 1348169     | 50   | 18   |
| 1343091     | 127  | 5    | 1348478     | 47   | 21   |
| 1343094     | 68   | 14   | 1348479     | 48   | 9    |
| 1343749     | 125  | 37   | 1348480     | 170  | 36   |
| 1344552     | 11   | 7    | 1348481     | 167  | 7    |
| 1345320     | 124  | 17   | 1348482     | 113  | 51   |
| 1345435     | 60   | 10   | 1348484     | 47   | 14   |
| 1345477     | 124  | 14   | 1348485     | 47   | 42   |
| 1345656     | 71   | 1    | 1348486     | 47   | 38   |
| 1345946     | 124  | 21   | 1348487     | 51   | 27   |
| 1346222     | 128  | 4    | 1348550     | 51   | 35   |
| 1346223     | 124  | 11   | 1348552     | 47   | 5    |
| 1346471     | 170  | 45   | 1348553     | 47   | 41   |
| 1346472     | 124  | 20   | 1348554     | 47   | 36   |
| 1346473     | 56   | 3    | 1348800     | 80   | 6    |
| 1346474     | 46   | 5    | 1348950     | 137  | 25   |
| 1346477     | 172  | 21   | 1348951     | 137  | 27   |
| 1346479     | 36   | 69   | 1348955     | 137  | 28   |
| 1346480     | 24   | 20   | 1348957     | 125  | 7    |
| 1346483     | 181  | 5    | 1348960     | 119  | 103  |
| 1346509     | 39   | 8    | 1348993     | 140  | 23   |
| 1346510     | 19   | 3    | 1348994     | 140  | 6    |
| 1346614     | 125  | 25   | 1348996     | 140  | 24   |
| 1347016     | 58   | 36   | 1350615     | 124  | 23   |
| 1347146     | 179  | 12   | 1351261     | 50   | 27   |
| 1347605     | 22   | 22   | 1351262     | 37   | 8    |

| PART NUMBER  | FIG. | ITEM | PART NUMBER  | FIG. | ITEM |
|--------------|------|------|--------------|------|------|
| 1351263      | 37   | 9    | 1364913      | 48   | 29   |
| 1351326      | 125  | 22   | 1364915      | 50   | 20   |
| 1351740      | 125  | 18   | 1365239      | 137  | 16   |
| 1352360      | 41   | 4    | 1365245      | 158  | 3    |
| 1352803      | 125  | 31   | 1365299      | 173  | 37   |
| 1354520      | 119  | 23   | 1365300      | 173  | 35   |
|              | 119  | 84   | 1365320      | 119  | 10   |
| 1355673      | 132  | 6    |              | 119  | 99   |
| 1355677      | 132  | 5    | 1365344      | 137  | 19   |
| 1355912      | 175  | 9    | 1365398      | 39   | 3    |
| 1355915      | 8    | 8    | 1365538-2    | 36   | 60   |
| 1355933      | 46   | 9    | 1365583-1    | 36   | 57   |
| 1356158      | 51   | 34   | 1365583-3    | 36   | 61   |
| 1356392      | 165  | 1    | 1365588      | 160  | 10   |
| 1356394      | 165  | 10   | 1365591      | 160  | 9    |
| 1356395      | 165  | 9    | 1365720      | 160  | 16   |
| 1356397      | 165  | 11   | 1365723      | 48   | 27   |
| 1357486      | 54   | 19   | 1365726      | 48   | 21   |
| 1357792      | 123  | 15   | 1365727      | 160  | 19   |
| 1357819      | 124  | 13   | 1365741      | 24   | 19   |
| 1358080      | 47   | 29   | 1365743      | 176  | 8    |
| 1359480      | 11   | 15   | 1365858      | 161  | 11   |
| 1360124-H001 | 95   | 1    | 1365859      | 161  | 13   |
| 1361175      | 180  | 14   | 1365906      | 21   | 1    |
| 1361177      | 180  | 7    | 1365916      | 10   | 19   |
| 1361178      | 180  | 18   | 1365919      | 125  | 23   |
| 1362300      | 119  | 15   | 1365921      | 125  | 30   |
|              | 119  | 94   | 1365928      | 170  | 40   |
| 1362780-H001 | 4    | 1    | 1366099      | 160  | 6    |
| 1363450      | 142  | 51   | 1366112      | 160  | 7    |
| 1363616      | 47   | 1    | 1366268-0001 | 176  | 6    |
| 1363713      | 47   | 28   | 1366268-0002 | 176  | 3    |
| 1363715      | 48   | 5    | 1366268-0003 | 176  | 5    |
| 1363724      | 48   | 8    | 1366738      | 137  | 29   |
| 1363729      | 47   | 27   | 1368487      | 138  | 24   |
| 1363732      | 47   | 17   | 1368496      | 120  | 14   |
| 1363734      | 47   | 20   | 1368508      | 120  | 8    |
| 1363737      | 51   | 3    | 1368590      | 150  | 3    |
| 1363739      | 167  | 27   | 1368668      | 138  | 7    |
| 1363740      | 167  | 15   | 1368686      | 138  | 16   |
| 1363742      | 37   | 10   | 1368687      | 138  | 15   |
| 1364842-0015 | 56   | 15   | 1368688      | 138  | 30   |

| PART NUMBER   | FIG. | ITEM | PART NUMBER  | FIG. | ITEM |
|---------------|------|------|--------------|------|------|
| 1368689       | 138  | 31   | 1394146      | 138  | 32   |
| 1368691       | 138  | 44   | 1394878      | 45   | 8    |
| 1368984       | 58   | 14   | 1394889      | 85   | 16   |
| 1369HX1       | 119  | 18   | 1395280      | 125  | 11   |
|               | 119  | 93   | 1395381      | 125  | 20   |
| 1370085       | 136  | 32   | 1395914      | 10   | 31   |
| 1370476       | 119  | 21   | 1396373      | 137  | 18   |
|               | 119  | 92   | 1397589      | 182  | 15   |
| 1370640       | 124  | 22   | 1398942      | 162  | 35   |
| 1370695-01950 | 52   | 3    | 1398955      | 85   | 11   |
| 1370695-02150 | 52   | 7    | 1399197      | 162  | 32   |
| 1370695-02300 | 52   | 5    | 1399205      | 156  | 2    |
| 1372222       | 139  | 20   | 14/2         | 6    | 14   |
| 1372276       | 53   | 4    | 1400528      | 59   | 2    |
| 1372498       | 170  | 15   | 1400590      | 161  | 2    |
| 1372499       | 170  | 11   | 1400667      | 147  | 4    |
| 1374685       | 76   | 13   | 1400680      | 147  | 1    |
| 1376350       | 3    | 5    | 1400833      | 160  | 13   |
| 1376360       | 3    | 8    | 1400898      | 58   | 28   |
| 1379480-0001  | 154  | 23   | 1400972      | 58   | 27   |
| 1379480-0002  | 152  | 26   | 1406413      | 84   | 14   |
| 1379480-0003  | 148  | 17   | 1406418      | 84   | 19   |
| 1379480-0004  | 155  | 26   | 1407350      | 141  | 3    |
| 1379480-0005  | 151  | 13   | 1407574      | 9    | 17   |
| 1379480-0006  | 149  | 14   | 1407826      | 9    | 19   |
|               | 153  | 11   | 1408566-0001 | 9    | 18   |
| 1388957       | 121  | 47   | 1408566-0002 | 9    | 14   |
| 1392148       | 180  | 17   | 141SL        | 72   | 5    |
| 1392149       | 180  | 16   | 1411921      | 1    | 2    |
| 1392260       | 70   | 5    | 1411923      | 1    | 1    |
| 1392317       | 161  | 14   | 1434779      | 53   | 19   |
| 1392325       | 161  | 9    | 1435113      | 53   | 13   |
| 1392398       | 75   | 7    | 1436136      | 53   | 11   |
| 139275-00     | 41   | 1    | 1436137      | 53   | 17   |
|               | 50   | 19   | 1436639      | 59   | 13   |
|               | 113  | 6    | 1437880-106  | 148  | 15   |
|               | 169  | 27   | 1437880-108  | 58   | 10   |
| 1392832       | 156  | 6    | 1437880-154  | 149  | 1    |
| 139350-00     | 50   | 14   | 1437880-164  | 153  | 21   |
|               | 113  | 12   | 1437880-168  | 152  | 24   |
|               | 167  | 9    | 1437880-45   | 150  | 4    |
|               | 169  | 29   | 1437880-60   | 155  | 24   |



| PART NUMBER   | FIG. | ITEM | PART NUMBER | FIG. | ITEM |
|---------------|------|------|-------------|------|------|
| 1437880-80    | 154  | 25   | 1624090     | 96   | 4    |
| 1437880-83    | 151  | 22   |             | 100  | 9    |
| 1446032       | 53   | 14   | 1655-200809 | 51   | 10   |
| 1449701       | 51   | 17   |             | 53   | 9    |
| 1457169       | 53   | 15   | 1683        | 70   | 7    |
| 1459272       | 142  | 40   |             | 71   | 4    |
| 1461022       | 69   | 7    | 169PMT-4-2  | 170  | 37   |
| 1469-1        | 67   | 3    | 17.0028     | 76   | 6    |
| 1471086-0003  | 37   | 14   | 170090      | 182  | 3    |
|               | 173  | 28   | 171639-1    | 96   | 23   |
| 1488098       | 56   | 8    | 1722000     | 36   | 14   |
| 15-061416-240 | 69   | 11   | 1722100     | 36   | 27   |
| 15-0864       | 142  | 39   | 173542      | 58   | 18   |
|               | 152  | 27   |             | 68   | 18   |
|               | 155  | 27   | 175198      | 58   | 25   |
| 15300027      | 100  | 37   | 1756830     | 119  | 35   |
| 1533527       | 120  | 16   |             | 119  | 79   |
| 1533662       | 120  | 30   | 1771-0814   | 55   | 47   |
| 1533715       | 120  | 24   | 1771-1022   | 55   | 43   |
| 1533925       | 120  | 29   |             | 83   | 18   |
| 1534666       | 120  | 18   | 1771-1522   | 55   | 46   |
| 1534833       | 120  | 23   |             | 83   | 19   |
| 1536340       | 164  | 20   | 1771-2032   | 55   | 45   |
| 1556396       | 176  | 1    |             | 83   | 16   |
| 1556398       | 179  | 26   | 1778HX      | 119  | 38   |
| 1556398-174   | 179  | 32   |             | 119  | 75   |
| 1556398-304   | 179  | 29   | 1778701     | 177  | 35   |
| 1556398-316   | 179  | 28   | 1783060     | 120  | 28   |
| 1556444       | 115  | 2    | 1785250     | 119  | 41   |
| 1556444-01    | 115  | 6    |             | 119  | 68   |
| 1556444-02    | 115  | 12   | 1788660W    | 119  | 37   |
| 1556444-03    | 115  | 4    | 1788680W    | 119  | 76   |
| 1556444-04    | 115  | 7    | 1788710W    | 119  | 4    |
| 1556444-05    | 115  | 8    | 1788720W    | 119  | 57   |
| 1556444-06    | 115  | 3    | 1788740U    | 119  | 51   |
| 16/6          | 6    | 16   | 1788750     | 119  | 106  |
| 16-0055       | 70   | 2    | 1788880     | 95   | 9    |
| 16FNTX        | 179  | 30   |             | 96   | 9    |
| 16WJTX-WLN-S  | 179  | 31   | 180020      | 78   | 44   |
| 1609188       | 69   | 6    | 1802001     | 36   | 48   |
| 1620901       | 59   | 1    | 1817HX      | 54   | 10   |
| 1624090       | 90   | 6    |             | 61   | 8    |

| PART NUMBER       | FIG. | ITEM | PART NUMBER            | FIG. | ITEM |
|-------------------|------|------|------------------------|------|------|
| 1817HX            | 62   | 4    | 2.0INCH07T-GASKET      | 167  | 14   |
|                   | 67   | 10   | 2.0INCH72T             | 167  | 25   |
|                   | 76   | 1    | 2.0INCH72T-GASKE       | 167  | 26   |
|                   | 116  | 5    | 2.5INCH07T             | 50   | 15   |
|                   | 136  | 11   | 2.5INCH07T-GASKET      | 50   | 16   |
|                   | 146  | 12   | 2.5X2.0INCH750T        | 113  | 31   |
|                   | 150  | 2    | 2.5X2.0INCH750T-GASKET | 113  | 30   |
|                   | 170  | 19   | 2-015C557-70           | 6    | 33   |
| 182TBFR5301       | 6    | 38   | 2-0724                 | BULK | 5    |
| 1820              | 38   | 5    | 2-214                  | 177  | 28   |
|                   | 55   | 25   | 2-915-011-006          | 28   | 15   |
|                   | 56   | 1    | 2AB65                  | 50   | 21   |
|                   | 79   | 3    | 2AT453                 | 86   | 3    |
| 183025-1          | 97   | 12   | 2BF671                 | 171  | 70   |
|                   | 98   | 20   | 2HA11                  | 1    | 3    |
|                   | 99   | 5    | 2HB218                 | 93   | 42   |
|                   | 100  | 3    | 2HE869                 | 87   | 27   |
| 1840901           | 36   | 36   |                        | 88   | 17   |
| 1844501           | 36   | 37   |                        | 93   | 26   |
| 185040F-11        | 76   | 3    | 20-103                 | 175  | 2    |
| 1869X4            | 2    | 16   | 20T35779               | 179  | 22   |
| 1882732           | 11   | 16   | 200-0062-00-0          | 40   | 13   |
| 1884550           | 87   | 11   | 200-0120-04-0          | 38   | 8    |
|                   | 88   | 9    | 200-0540-13-0          | 38   | 4    |
|                   | 98   | 2    | 200-0540-16-0          | 38   | 6    |
|                   | 100  | 11   | 200-2560-00-0          | 38   | 10   |
| 1896632           | 36   | 8    | 200-2600-00-0          | 38   | 2    |
| 19-400-R          | 119  | 14   | 2002700                | 36   | 15   |
| 19T35778          | 179  | 17   | 201449001001           | 21   | 19   |
| 1901321209        | 26   | 5    | 203031201-60           | 48   | 20   |
| 19070-0132        | 91   | 6    | 203031202-60           | 48   | 26   |
| 2 000 301 000     | 26   | 22   | 203031401-60           | 80   | 5    |
| 2 000 310 002     | 26   | 21   | 2031980                | 119  | 25   |
| 2 339 402 133     | 26   | 1    |                        | 119  | 90   |
| 2 912 452 152     | 28   | 13   | 2032270U               | 119  | 1    |
| 2 915 011 039     | 26   | 3    | 2050690                | BULK | 4    |
| 2 918 740 008     | 26   | 2    | 2052620                | 120  | 22   |
| 2.0INCH07T-GASKET | 37   | 7    | 2054510                | 36   | 47   |
|                   | 47   | 18   | 207ACBH-0012           | 172  | 12   |
|                   | 48   | 7    | 207ACBH-2              | 10   | 4    |
|                   | 51   | 2    | 207ACBH-4              | 172  | 42   |
|                   | 113  | 49   | 207ACBH-6              | 172  | 46   |

| PART NUMBER | FIG.          | ITEM | PART NUMBER    | FIG.        | ITEM |    |
|-------------|---------------|------|----------------|-------------|------|----|
| 2070-12-12S | 22            | 6    | 2100-0123-001  | 166         | 4    |    |
| 2075        | 170           | 48   |                | 167         | 3    |    |
| 2082-4B     | 2             | 17   |                | 168         | 41   |    |
|             | 45            | 19   |                | 170         | 1    |    |
| 2082-6B     | 45            | 18   |                | 172         | 19   |    |
| 209P-12-4   | 113           | 40   |                | 175         | 5    |    |
| 209P-6-4    | 46            | 13   | 2102-2-2       | 22          | 4    |    |
|             | 47            | 10   | 2107-12-12     | 39          | 2    |    |
|             | 114           | 4    | 211P-6         | 41          | 15   |    |
|             | 167           | 10   | 2112HX1        | 120         | 27   |    |
|             | 169           | 4    | 212-250301-00  | 81          | 9    |    |
|             | 170           | 30   |                | 144         | 1    |    |
| 209P-8-4    | 2             | 9    | 212T-6-6       | 21          | 9    |    |
| 20900018    | 6             | 55   | 213-202702-8-8 | 177         | 34   |    |
| 2096        | 170           | 47   | 21513725       | 175         | 20   |    |
| 21NE-040    | 6             | 17   | 2153401        | 36          | 46   |    |
|             | 6             | 48   | 216P-8-4       | 2           | 24   |    |
|             | 10            | 23   | 2166           | 6           | 4    |    |
|             | 53            | 12   | 217-0101-13-0  | 40          | 9    |    |
|             | 82            | 4    | 219P-2         | 114         | 7    |    |
|             | 117           | 14   | 22-02          | 148         | 5    |    |
|             | 119           | 108  |                | 151         | 12   |    |
|             | 121           | 20   |                | 152         | 1    |    |
|             | 122           | 14   |                | 153         | 10   |    |
|             | 137           | 13   |                | 154         | 7    |    |
|             | 140           | 8    |                | 155         | 1    |    |
|             | 142           | 42   | 22-1419        | 139         | 14   |    |
|             | 145           | 4    | 22004-14       | 52          | 11   |    |
|             | 2100-0123-001 | 11   | 21             |             | 164  | 11 |
|             |               | 19   | 1              | 2202P-12-12 | 22   | 15 |
| 22          |               | 19   | 2202P-4-4      | 43          | 19   |    |
| 36          |               | 45   |                | 113         | 41   |    |
| 45          |               | 6    | 2203-6-6       | 21          | 8    |    |
| 49          |               | 1    | 2203P-6        | 172         | 31   |    |
| 51          |               | 33   | 221000400200   | 174         | 13   |    |
| 121         |               | 31   | 221501-16-8S   | 177         | 9    |    |
| 124         |               | 3    | 2222-8S        | 178         | 31   |    |
| 134         |               | 12   | 223T-16-16     | 169         | 13   |    |
| 136         |               | 18   | 23-1-11-12     | 126         | 6    |    |
| 137         |               | 9    |                | 129         | 6    |    |
| 138         |               | 40   |                | 130         | 5    |    |
| 140         |               | 5    |                | 163         | 25   |    |

| PART NUMBER      | FIG. | ITEM | PART NUMBER  | FIG. | ITEM |
|------------------|------|------|--------------|------|------|
| 23-10893-050     | 140  | 17   | 2503-8-8     | 115  | 5    |
|                  | 142  | 43   | 2504401      | 36   | 11   |
| 23-1154          | 136  | 20   | 251244050002 | 173  | 19   |
| 23MS35338-46     | 19   | 2    |              | 174  | 6    |
|                  | 22   | 20   | 251728050001 | 173  | 21   |
| 2305300          | 36   | 51   |              | 174  | 3    |
| 2305400          | 36   | 13   | 251728450000 | 21   | 18   |
| 231-5147         | 11   | 4    | 251766050001 | 173  | 31   |
| 23515145         | 115  | 1    |              | 174  | 18   |
| 24-1596          | 139  | 23   | 251891000000 | 173  | 23   |
| 24-1597          | 139  | 21   |              | 174  | 17   |
| 24-1600          | 139  | 22   | 2536240-606  | 28   | 1    |
| 2406-24-10       | 115  | 11   | 2625         | 21   | 4    |
| 2406-24-12       | 115  | 9    | 2683HX       | 9    | 15   |
| 24063            | 41   | 25   | 269CA-6-2    | 41   | 7    |
|                  | 41   | 26   |              | 170  | 33   |
| 2411-0001-2405   | 87   | 18   | 269NTA-4-2   | 48   | 18   |
|                  | 88   | 14   |              | 49   | 6    |
|                  | 91   | 20   | 26927AX      | BULK | 6    |
|                  | 93   | 17   | 26927AX-26   | 119  | 8    |
|                  | 94   | 11   |              | 119  | 100  |
|                  | 98   | 6    | 26987AX-136  | 119  | 44   |
|                  | 100  | 23   |              | 119  | 65   |
| 2428-004-2405    | 100  | 8    | 2712810      | 36   | 31   |
| 2477HX           | 6    | 23   | 2713305      | 36   | 18   |
|                  | 51   | 7    | 277-A-80-1   | 142  | 54   |
|                  | 60   | 13   | 277A801CP    | 58   | 2    |
|                  | 137  | 17   |              | 121  | 19   |
|                  | 159  | 12   |              | 140  | 19   |
|                  | 174  | 8    | 279LZN       | 148  | 1    |
| 25-0582          | 136  | 29   |              | 149  | 9    |
| 25-1156-20-00-11 | 21   | 20   |              | 151  | 15   |
| 25-2831          | 141  | 6    |              | 152  | 16   |
| 25-2832          | 141  | 4    |              | 153  | 13   |
| 25-3540-0004     | 163  | 16   |              | 154  | 32   |
| 25-3540-0020     | 144  | 12   |              | 155  | 16   |
| 25-4513-0122     | 136  | 9    | 2806601      | 36   | 44   |
| 25-6024-0099     | 138  | 42   | 280756-4     | 93   | 27   |
| 25-6024-0100     | 138  | 36   | 282087-1     | 97   | 11   |
| 25-6025-0119     | 138  | 43   |              | 98   | 21   |
| 25-6025-0120     | 138  | 35   |              | 99   | 4    |
| 250-9111-00-0    | 40   | 8    |              | 100  | 2    |

| PART NUMBER            | FIG. | ITEM | PART NUMBER          | FIG. | ITEM |
|------------------------|------|------|----------------------|------|------|
| 286500N                | 2    | 25   | 3200-PRIMER          | 119  | 74   |
| 2905000                | 36   | 26   | 3202                 | 182  | 8    |
| 29507755               | 1    | 4    | 3203201              | 36   | 34   |
| 296-2710-00-0          | 40   | 6    | 3217-7001-5          | 47   | 12   |
| 2962447                | 96   | 12   | 3220-8009-5          | 47   | 25   |
| 3.0INCH07T             | 50   | 34   | 3220X8X2             | 2    | 21   |
|                        | 113  | 9    | 322045-1             | 78   | 26   |
|                        | 167  | 5    | 323014               | 119  | 33   |
| 3.0INCH07T-GASKET      | 50   | 35   |                      | 119  | 70   |
|                        | 113  | 8    | 3233-9168-8          | 49   | 7    |
|                        | 167  | 6    | 324                  | 181  | 9    |
| 3.0INCH75T             | 114  | 3    | 33A                  | 158  | 1    |
| 3.0INCH75T-GASKE       | 114  | 2    | 3303400              | 36   | 32   |
| 3.0X2.0INCH750T        | 167  | 32   | 3306700              | 36   | 30   |
| 3.0X2.5INCH750T        | 113  | 34   | 3306702              | 36   | 19   |
| 3.0X2.5INCH750T-GASKET | 113  | 33   | 3310861-1            | 172  | 8    |
| 3-106ZN                | 155  | 19   | 33163                | 178  | 3    |
| 3-350820-2             | 93   | 33   | 33310-01             | 182  | 16   |
| 3C80-S                 | 178  | 35   | 338-1.5 X 1.5 CHROME | 50   | 22   |
| 3H35SL                 | 114  | 9    | 3404200              | 36   | 33   |
| 3H5                    | 10   | 18   | 3416533              | 154  | 15   |
| 30-17431               | 75   | 30   | 3459341              | 6    | 21   |
| 30X20INCH750T-GASKET   | 167  | 31   | 3460                 | 167  | 1    |
| 3000776-C-A-02         | 55   | 51   | 3465                 | 167  | 28   |
| 300442                 | 6    | 31   | 3465-0056            | 168  | 35   |
| 30182-8-12B            | 172  | 2    | 34650072             | 168  | 86   |
| 3031-0                 | 76   | 10   | 3467-0001            | 167  | 23   |
| 304017006034           | 20   | 12   |                      | 170  | 35   |
| 30682-6-6              | 17   | 4    | 35-S                 | 121  | 25   |
|                        | 21   | 5    | 35T37967             | 179  | 8    |
| 30682-6-6B             | 172  | 33   | 35005R               | 55   | 60   |
| 3070-130-000           | 138  | 1    | 35017R               | 64   | 2    |
| 30705                  | 83   | 12   |                      | 64   | 12   |
| 31270AX                | BULK | 7    | 350551-1             | 87   | 14   |
| 3152179-19             | 119  | 45   | 352AX                | 142  | 58   |
|                        | 119  | 63   | 35200R               | 64   | 3    |
| 3152179-25             | 119  | 50   |                      | 64   | 13   |
|                        | 119  | 62   | 35740R-AA            | 64   | 17   |
| 3152179-37             | 119  | 29   | 36-0342400-00        | 65   | 6    |
|                        | 119  | 81   | 3601011              | 36   | 35   |
| 3176210-A-091          | 2    | 35   | 3601220              | 36   | 43   |
| 3200-PRIMER            | 119  | 39   | 3601228              | 36   | 42   |

| PART NUMBER   | FIG. | ITEM | PART NUMBER       | FIG. | ITEM |
|---------------|------|------|-------------------|------|------|
| 3601401       | 36   | 3    | 4.0INCH07T-GASKET | 113  | 16   |
| 3602438       | 36   | 29   | 4-4FBTXB          | 2    | 28   |
| 3602447       | 36   | 16   | 4A-1603           | 5    | 12   |
| 3603016       | 36   | 49   | 4C6XSS            | 179  | 15   |
| 3603328       | 36   | 39   | 4TC-23            | 119  | 47   |
| 3603503       | 36   | 22   |                   | 119  | 64   |
| 3603505       | 36   | 25   | 40-8723           | 10   | 32   |
| 3605001       | 148  | 20   | 400-L             | 119  | 95   |
|               | 149  | 3    | 400-52            | 119  | 110  |
|               | 151  | 20   | 401DZ1174         | 16   | 4    |
|               | 152  | 22   | 40723             | 88   | 10   |
|               | 153  | 20   |                   | 92   | 2    |
|               | 154  | 24   |                   | 93   | 45   |
|               | 155  | 22   |                   | 96   | 11   |
| 3605205       | 36   | 40   |                   | 100  | 38   |
| 36061381      | 173  | 29   | 40724             | 4    | 3    |
|               | 174  | 15   |                   | 96   | 15   |
| 360753000000  | 21   | 17   | 40725             | 4    | 4    |
| 360753500000  | 21   | 13   |                   | 87   | 25   |
| 3622          | 55   | 49   |                   | 89   | 4    |
| 36275-1/4X1/4 | 172  | 45   |                   | 95   | 5    |
| 37-10-277-20  | 137  | 2    |                   | 96   | 10   |
| 371849        | 55   | 31   |                   | 97   | 2    |
|               | 85   | 12   |                   | 98   | 19   |
| 374           | 67   | 7    |                   | 100  | 16   |
| 38-0463342-00 | 69   | 4    | 41-000000B-09     | 69   | 9    |
| 38076         | 90   | 8    | 4100-343          | 172  | 5    |
| 38077         | 90   | 7    | 41450             | 92   | 3    |
| 38078         | 90   | 10   | 4150              | 175  | 3    |
| 38084         | 90   | 11   | 42-0002           | 10   | 15   |
| 3816100       | 36   | 5    | 42-0985-36        | 173  | 26   |
| 386B203-013   | 143  | 4    | 42-0985-72        | 174  | 14   |
| 3871-1000-10  | 60   | 12   | 42-6355           | 10   | 38   |
| 39T3-08-08    | 179  | 27   | 42-7037           | 52   | 10   |
| 39T3-16-16    | 176  | 7    |                   | 164  | 10   |
|               | 179  | 34   | 42864-2           | 87   | 12   |
| 39T3-8-8      | 176  | 2    | 43M68014          | 179  | 9    |
| 3901-1604-00  | 60   | 15   | 43T35867          | 179  | 14   |
| 3901-1605-00  | 60   | 15   | 43T36231          | 179  | 2    |
| 3901-5903-00  | 60   | 6    | 43T36274          | 179  | 1    |
| 3903-6-6      | 17   | 15   | 43T37503          | 179  | 16   |
| 4.0INCH07T    | 113  | 18   | 44-3795           | 75   | 10   |

| PART NUMBER      | FIG. | ITEM | PART NUMBER   | FIG. | ITEM |
|------------------|------|------|---------------|------|------|
| 44-3795          | 173  | 10   | 501-1810-01-0 | 40   | 10   |
| 4401800          | 36   | 10   | 501-3090-20   | 40   | 1    |
| 4421040          | 137  | 5    | 5010213       | 36   | 17   |
| 4429K251         | 50   | 31   | 501191        | 47   | 24   |
| 443333           | 58   | 19   | 5016106       | 36   | 28   |
| 4464K15          | 48   | 11   | 502-0061-01-0 | 40   | 5    |
|                  | 113  | 37   | 51-0030       | 47   | 6    |
| 4464K52          | 41   | 23   | 51-1078       | 51   | 39   |
|                  | 113  | 39   | 51-1641-0001  | 45   | 10   |
| 4508             | BULK | 8    | 51-2865       | 47   | 31   |
| 451519           | 46   | 4    | 51-4002       | 172  | 28   |
|                  | 139  | 10   | 51-5022       | 53   | 20   |
| 4537769-629      | 26   | 4    | 51-6029-0100  | 47   | 3    |
| 454787           | 119  | 36   | 51-6029-0150  | 47   | 39   |
|                  | 119  | 77   | 51-6031       | 56   | 22   |
| 46880            | 90   | 9    | 51-6032       | 56   | 20   |
| 47CM20C          | 68   | 12   | 513-0190-00-0 | 40   | 2    |
| 4729C            | 68   | 11   | 513-0360-01-0 | 38   | 9    |
| 4738-12-12B      | 172  | 9    | 52-0061       | 57   | 2    |
| 4830K131         | 50   | 29   | 52-0162       | 73   | 3    |
| 4830K191         | 45   | 21   |               | 77   | 4    |
|                  | 113  | 38   | 52-0675       | 75   | 36   |
|                  | 167  | 24   | 52-1063       | 56   | 30   |
|                  | 172  | 11   | 52-620        | 70   | 1    |
| 4830K223         | 48   | 10   | 52-625        | 91   | 4    |
| 4830K261         | 48   | 12   |               | 97   | 8    |
| 48550            | 119  | 26   |               | 98   | 10   |
| 48551            | 119  | 88   |               | 99   | 8    |
| 4968-55RH        | 119  | 22   |               | 100  | 18   |
|                  | 119  | 27   | 52-626        | 91   | 3    |
|                  | 119  | 83   |               | 97   | 9    |
|                  | 119  | 85   |               | 98   | 11   |
| 5.0INCH07T       | 113  | 22   |               | 99   | 7    |
| 5.0INCH07T-GASKE | 113  | 21   |               | 100  | 17   |
| 5HE459           | 96   | 21   | 52-627        | 91   | 5    |
|                  | 98   | 26   |               | 97   | 7    |
|                  | 100  | 35   |               | 98   | 9    |
|                  | 100  | 39   |               | 99   | 9    |
| 5IN.STZ,5INFHN   | 113  | 2    | 521317-2      | 4    | 7    |
| 50-1876          | 2    | 32   | 521567-2      | 96   | 13   |
| 50A/RS           | 77   | 2    | 53-4784-0001  | 47   | 7    |
| 50SW             | 55   | 50   | 53-5655X      | 155  | 29   |

| PART NUMBER    | FIG. | ITEM | PART NUMBER  | FIG. | ITEM |
|----------------|------|------|--------------|------|------|
| 53-9338-0136   | 48   | 1    | 6CBI2B       | 172  | 23   |
|                | 48   | 2    | 60-4111      | 104  | 1    |
|                | 51   | 4    | 60-9133-0008 | 51   | 13   |
| 53S-5565       | 152  | 29   | 60-9136-0003 | 51   | 14   |
| 537-0281-01-0  | 40   | 11   | 60-9137-0001 | 55   | 52   |
| 5400033        | 36   | 6    | 60-9139-0034 | 51   | 15   |
| 5400035        | 36   | 12   | 60-9141-0003 | 51   | 12   |
| 5400070        | 36   | 24   | 60104-32     | 137  | 6    |
| 5401024        | 36   | 20   |              | 143  | 5    |
| 5403447        | 36   | 41   | 602-TB       | 54   | 14   |
| 5436           | 39   | 9    | 6023         | 68   | 13   |
| 55-0047        | 2    | 15   | 6024         | 68   | 10   |
| 55-2153        | 2    | 4    | 60255Y       | 63   | 2    |
| 55849          | 94   | 6    | 60700        | 63   | 1    |
| 57-10-201-10   | 131  | 3    | 61-1093      | 70   | 6    |
| 57K4731        | 182  | 1    | 61-1229      | 64   | 9    |
| 57K4732        | 182  | 4    | 611-6        | BULK | 11   |
| 57XL-40        | 178  | 1    | 613019060    | 50   | 1    |
| 580004191      | BULK | 10   |              | 51   | 29   |
| 58338AX        | 93   | 20   | 62-10-103-10 | 137  | 21   |
| 5840247        | 44   | 6    | 62-40-251-2  | 147  | 11   |
| 59189          | 55   | 33   | 6208         | 21   | 27   |
| 5962-202-16141 | 4    | 11   | 63-0093      | 72   | 3    |
|                | 96   | 31   |              | 73   | 9    |
|                | 98   | 25   | 63-0343      | 73   | 7    |
| 59745AX        | 119  | 7    | 63-0751-0001 | 75   | 12   |
|                | 119  | 54   | 63-1949      | 57   | 5    |
|                | 121  | 41   | 63-4449-0029 | 77   | 1    |
| 59747AX-55     | 119  | 5    | 63-4529      | 84   | 4    |
|                | 119  | 56   | 63-4831      | 56   | 27   |
| 59747AX-82     | 121  | 42   | 64-0425      | 83   | 13   |
| 6 033 AD0 082  | 26   | 19   | 64-0766-0300 | 6    | 51   |
| 6 033 AD0 128  | 26   | 17   | 64-0908-0002 | 142  | 22   |
| 6 033 AD0 130  | 26   | 16   | 64-0958      | 75   | 24   |
| 6 033 AD0 151  | 26   | 15   | 64-2299-030  | 55   | 44   |
| 6 033 AD0 183  | 26   | 11   |              | 83   | 17   |
| 6.0INCH07T     | 50   | 36   | 64-2632-0002 | 76   | 15   |
| 6-2 100202BA   | 38   | 15   | 64-6636      | 75   | 17   |
| 6-4 100102BA   | 5    | 2    |              | 173  | 8    |
| 6-6 140237C    | 21   | 2    | 64-7-500-4   | 143  | 2    |
| 6-6CBTXB       | 172  | 36   | 64-7909-1    | 119  | 2    |
| 6-8CBTXB       | 2    | 12   |              | 119  | 53   |



| PART NUMBER   | FIG. | ITEM | PART NUMBER | FIG. | ITEM |
|---------------|------|------|-------------|------|------|
| 640047        | BULK | 12   | 68NTA-6-8   | 170  | 26   |
| 640047-15     | 68   | 9    | 68PMT-4-2   | 170  | 39   |
| 640047-50     | 72   | 7    | 68PMT-4-4   | 178  | 37   |
| 640201        | BULK | 13   | 68PMT-4-6   | 48   | 25   |
|               | 6    | 19   | 7-03-035    | 171  | 35   |
| 640201-15     | 77   | 7    | 7-03-050    | 171  | 17   |
| 640261-720    | 54   | 4    | 7-03-398    | 168  | 69   |
| 640807-104    | 77   | 3    | 7-03-414    | 168  | 73   |
| 6410          | 43   | 17   | 7-04-020    | 168  | 46   |
|               | 172  | 3    | 7-04-158    | 171  | 40   |
| 6411D         | 116  | 12   | 7-04-159    | 171  | 96   |
|               | 136  | 5    | 7-04-160    | 171  | 61   |
|               | 137  | 24   | 7-04-161    | 171  | 4    |
|               | 138  | 8    | 7-04-162    | 171  | 87   |
|               | 156  | 5    | 7-04-288    | 168  | 48   |
|               | 159  | 3    | 7-04-293    | 168  | 94   |
|               | 160  | 23   | 7-04-294    | 168  | 71   |
|               | 161  | 8    | 7-07-080    | 171  | 51   |
|               | 162  | 8    | 7-07-090    | 171  | 7    |
|               | 163  | 38   | 7-07-091    | 171  | 85   |
| 6411G         | 138  | 29   | 7-07-092    | 171  | 63   |
| 6428          | 173  | 30   | 7-07-093    | 171  | 76   |
|               | 174  | 16   | 7-07-094    | 171  | 95   |
| 656-214       | 47   | 13   | 7-07-095    | 171  | 1    |
|               | 145  | 7    |             | 171  | 53   |
|               | 167  | 29   | 7-07-096    | 171  | 82   |
| 67D794        | 58   | 23   | 7-07-097    | 171  | 34   |
|               | 121  | 17   | 7-07-262    | 168  | 28   |
|               | 122  | 3    | 7-07-265    | 168  | 93   |
|               | 140  | 10   | 7-07-266    | 168  | 15   |
|               | 142  | 56   | 7-07-267    | 168  | 6    |
|               | 162  | 25   | 7-08-067    | 171  | 90   |
| 67588-R       | BULK | 14   | 7-10-059    | 171  | 93   |
| 67588-R-12    | 5    | 1    | 7-10-091    | 168  | 59   |
| 68-3963728RCS | 69   | 10   | 7-13-067    | 168  | 26   |
| 68C-4-4       | 172  | 47   | 7-13-075    | 168  | 88   |
| 68NTA-4-4     | 50   | 32   | 7-13-080    | 168  | 55   |
| 68NTA-4-6     | 48   | 19   | 7-13-081    | 168  | 63   |
|               | 49   | 5    | 7-13-082    | 168  | 64   |
| 68NTA-6-6     | 41   | 20   | 7-13-084    | 168  | 57   |
|               | 45   | 16   | 7-13-085    | 168  | 56   |
| 68NTA-6-8     | 5    | 6    | 7-13-191    | 168  | 42   |

| PART NUMBER | FIG. | ITEM | PART NUMBER | FIG. | ITEM |
|-------------|------|------|-------------|------|------|
| 7-13-199    | 168  | 2    | 7-44-172    | 171  | 47   |
| 7-14-164    | 171  | 84   | 7-44-173    | 171  | 75   |
| 7-14-165    | 171  | 72   | 7-44-174    | 171  | 77   |
| 7-18-014    | 168  | 66   | 7-44-175    | 171  | 88   |
|             | 171  | 60   | 7-44-185    | 171  | 37   |
| 7-18-071    | 171  | 55   | 7-44-194    | 171  | 15   |
| 7-18-098    | 168  | 67   | 7-44-302    | 168  | 14   |
| 7-18-141    | 168  | 68   | 7-44-303    | 168  | 91   |
| 7-21-260    | 168  | 1    | 7-56-075    | 171  | 42   |
| 7-21-261    | 168  | 60   | 7-56-077    | 171  | 65   |
| 7-21-263    | 168  | 87   | 7-57-001    | 171  | 81   |
| 7-21-265    | 168  | 31   | 7-57-005    | 168  | 3    |
| 7-25-024    | 168  | 72   | 7-57-022    | 168  | 29   |
| 7-25-025    | 168  | 85   |             | 171  | 78   |
| 7-27-037    | 168  | 81   | 7-57-029    | 168  | 50   |
| 7-29-055    | 171  | 46   | 7-57-032    | 171  | 10   |
| 7-29-056    | 171  | 74   | 7-57-033    | 37   | 3    |
| 7-29-123    | 168  | 74   | 7-57-036    | 168  | 47   |
| 7-29-124    | 168  | 90   |             | 171  | 68   |
| 7-29-125    | 168  | 92   | 7-57-046    | 168  | 51   |
| 7-29-126    | 168  | 89   | 7-57-064    | 168  | 49   |
| 7-29-198    | 171  | 57   | 7-57-065    | 171  | 18   |
| 7-29-199    | 171  | 59   | 7-57-095    | 168  | 7    |
| 7-29-200    | 171  | 58   | 7-57-205    | 171  | 22   |
| 7-31-084    | 50   | 28   | 7-57-210    | 171  | 13   |
| 7-34-061    | 171  | 89   | 7-57-216    | 171  | 69   |
| 7-34-063    | 171  | 44   | 7-57-226    | 168  | 82   |
| 7-34-065    | 171  | 2    | 7-57-243    | 168  | 84   |
| 7-34-067    | 171  | 79   | 7-57-246    | 168  | 18   |
| 7-34-068    | 171  | 5    | 7-57-285    | 168  | 22   |
| 7-36-045    | 168  | 32   | 7-57-286    | 168  | 13   |
|             | 171  | 38   | 7-57-287    | 168  | 19   |
| 7-41-050    | 171  | 64   | 7-57-288    | 168  | 23   |
| 7-42-024    | 168  | 43   | 7-57-289    | 168  | 10   |
| 7-42-067    | 171  | 66   | 7-58-133    | 171  | 41   |
| 7-44-009    | 168  | 44   | 7-58-134    | 171  | 91   |
| 7-44-050    | 168  | 80   | 7-58-186    | 168  | 24   |
| 7-44-066    | 168  | 76   | 7-58-187    | 168  | 11   |
| 7-44-168    | 171  | 48   | 7-58-190    | 168  | 58   |
| 7-44-169    | 171  | 52   | 7-61-064    | 171  | 80   |
| 7-44-170    | 171  | 94   | 7-61-070    | 168  | 38   |
| 7-44-171    | 171  | 49   | 7-61-072    | 168  | 39   |

| PART NUMBER  | FIG. | ITEM | PART NUMBER      | FIG. | ITEM |
|--------------|------|------|------------------|------|------|
| 7-61-083     | 168  | 9    | 7-84-054         | 171  | 3    |
| 7-63-043     | 171  | 27   | 7-872-000568     | 6    | 56   |
| 7-65-025     | 168  | 16   |                  | 56   | 29   |
|              | 171  | 86   |                  | 79   | 10   |
| 7-65-042     | 171  | 25   | 7HB968           | 78   | 49   |
| 7-65-052     | 171  | 28   | 7HE956           | 4    | 12   |
| 7-65-083     | 171  | 16   |                  | 95   | 10   |
| 7-65-099     | 168  | 8    |                  | 98   | 24   |
| 7-65-104     | 171  | 50   | 70-105-27        | 48   | 13   |
| 7-65-107     | 171  | 67   | 70-17-30         | BULK | 15   |
| 7-65-152     | 168  | 62   | 70-26915 ITEM 22 | 78   | 24   |
| 7-65-164     | 168  | 79   | 70-7-1           | 119  | 111  |
| 7-66-036     | 168  | 53   | 70-7-9           | 119  | 11   |
|              | 171  | 73   |                  | 119  | 98   |
| 7-67-003     | 171  | 12   | 7015             | 67   | 5    |
| 7-67-019     | 168  | 77   | 7037             | 67   | 4    |
| 7-67-026     | 171  | 8    | 704779           | 168  | 61   |
| 7-67-086     | 168  | 5    | 709301           | 22   | 7    |
| 7-67-094     | 168  | 70   | 7119K73          | 54   | 9    |
| 7-67-096     | 168  | 25   |                  | 181  | 7    |
| 7-67-112     | 168  | 34   | 7119K83          | 181  | 8    |
| 7-68-141     | 171  | 31   | 72-0011          | 162  | 18   |
| 7-689-000797 | 87   | 17   | 72-0252-0007     | 145  | 6    |
|              | 88   | 12   | 72-0409          | 163  | 11   |
|              | 91   | 21   | 722 202 011      | 19   | 10   |
|              | 93   | 19   | 73R9204          | 9    | 7    |
|              | 94   | 14   | 742093           | 168  | 40   |
|              | 98   | 5    | 744414           | 168  | 33   |
|              | 99   | 13   | 75000343         | BULK | 16   |
|              | 100  | 22   | 75000343-14      | 59   | 14   |
| 7-69-224     | 171  | 24   | 755R             | 81   | 12   |
| 7-69-261     | 171  | 45   |                  | 139  | 26   |
| 7-69-464     | 168  | 65   |                  | 144  | 4    |
| 7-70-269     | 168  | 83   | 76579            | 22   | 2    |
| 7-70-270     | 168  | 54   | 769473           | 171  | 56   |
| 7-72-101     | 171  | 30   | 770520-3         | 100  | 19   |
| 7-79-058     | 168  | 27   | 7759645          | 2    | 18   |
| 7-826-000092 | 87   | 28   | 78R5110          | 9    | 1    |
|              | 88   | 3    | 795RW            | 142  | 52   |
|              | 90   | 3    | 79510            | BULK | 17   |
|              | 96   | 28   | 8-12 070220CA    | 177  | 26   |
|              | 100  | 5    |                  | 178  | 23   |

| PART NUMBER | FIG. | ITEM | PART NUMBER           | FIG. | ITEM |
|-------------|------|------|-----------------------|------|------|
| 8-8 070221C | 177  | 25   | 80-4210               | 155  | 7    |
| 8HE868      | 4    | 10   | 80-6006               | 41   | 21   |
|             | 90   | 5    |                       | 84   | 9    |
|             | 93   | 43   | 80-6029-017           | 8    | 15   |
|             | 96   | 7    | 80-6037               | 10   | 10   |
|             | 98   | 27   | 80-9145               | 117  | 17   |
| 8V6X-S      | 176  | 4    | 800121                | 84   | 5    |
| 80-0026     | 58   | 39   | 800184                | 84   | 3    |
| 80-2069     | 142  | 38   | 8002                  | 182  | 2    |
| 80-2260     | 142  | 43   | 801-12                | BULK | 18   |
|             | 148  | 21   | 805435-3              | 81   | 15   |
|             | 149  | 5    |                       | 125  | 13   |
|             | 151  | 18   |                       | 127  | 6    |
|             | 152  | 19   |                       | 128  | 5    |
|             | 153  | 17   |                       | 132  | 7    |
|             | 154  | 28   |                       | 134  | 7    |
| 80-2261     | 148  | 14   |                       | 144  | 7    |
|             | 149  | 17   |                       | 145  | 13   |
|             | 151  | 1    | 81-0039               | 163  | 24   |
|             | 152  | 13   | 81-0270-125           | 123  | 2    |
|             | 153  | 24   |                       | 140  | 1    |
|             | 154  | 12   | 81-1011               | 138  | 34   |
| 80-4036     | 148  | 9    | 81-1021-0017          | 75   | 3    |
|             | 151  | 6    |                       | 173  | 5    |
|             | 152  | 11   | 811CT6                | 172  | 41   |
|             | 153  | 4    | 81264                 | 6    | 57   |
|             | 154  | 10   |                       | 79   | 8    |
|             | 155  | 11   | 815W-17-22HBTT/Q 2406 | 51   | 18   |
| 80-4037     | 148  | 7    | 8189                  | 182  | 13   |
|             | 151  | 8    | 82-0052               | 132  | 2    |
|             | 152  | 9    | 82-0227-0250          | 143  | 3    |
|             | 153  | 6    | 82-0228-0500          | 164  | 1    |
|             | 154  | 8    | 82-0257-0002          | 9    | 24   |
|             | 155  | 9    |                       | 42   | 9    |
| 80-4038     | 148  | 8    |                       | 58   | 16   |
| 80-4040     | 148  | 4    |                       | 81   | 1    |
|             | 151  | 11   |                       | 123  | 5    |
|             | 152  | 2    |                       | 139  | 31   |
|             | 153  | 9    |                       | 142  | 4    |
|             | 154  | 6    | 82-0257-0003          | 123  | 4    |
|             | 155  | 2    | 82-0260-0002          | 58   | 31   |
| 80-4210     | 152  | 7    |                       | 146  | 2    |

| PART NUMBER      | FIG. | ITEM | PART NUMBER      | FIG. | ITEM |
|------------------|------|------|------------------|------|------|
| 82-0260-0002     | 148  | 25   | 8,4DIN7349-ST-A3 | 111  | 10   |
|                  | 149  | 7    | 8407.360.0001    | 80   | 4    |
|                  | 150  | 8    | 845              | 162  | 19   |
|                  | 152  | 18   | 8501CD06V51      | 75   | 25   |
|                  | 153  | 15   | 8522LH           | 119  | 69   |
|                  | 154  | 30   | 8683-24          | 41   | 19   |
|                  | 155  | 18   | 87024A9873       | 4    | 2    |
| 82-0306-0100     | 58   | 17   |                  | 89   | 5    |
| 82-0418-0001     | 55   | 3    |                  | 91   | 2    |
|                  | 134  | 4    |                  | 93   | 35   |
|                  | 148  | 23   |                  | 96   | 8    |
|                  | 150  | 6    |                  | 97   | 13   |
| 82-1011-0038     | 123  | 7    |                  | 98   | 3    |
|                  | 140  | 4    |                  | 99   | 6    |
| 82-1013-0038     | 123  | 1    |                  | 100  | 4    |
| 82-1013-008      | 2    | 34   | 880811-2         | 97   | 10   |
|                  | 120  | 26   |                  | 98   | 22   |
|                  | 140  | 2    |                  | 99   | 3    |
| 82-1017-001      | 2    | 7    | 8951K2746        | 55   | 55   |
|                  | 6    | 54   | 8951K2748        | 55   | 57   |
|                  | 58   | 3    | 9 001 333 446    | 26   | 13   |
|                  | 70   | 4    | 9 001 333 448    | 26   | 23   |
|                  | 126  | 2    | 9 001 336 244    | 26   | 10   |
|                  | 127  | 2    | 9 002 336 236    | 26   | 20   |
|                  | 131  | 5    | 9 003 330 317    | 26   | 12   |
|                  | 142  | 46   | 9 003 331 931    | 26   | 7    |
| 82-1017-002      | 122  | 7    | 9 003 334 039    | 26   | 18   |
| 82-1019          | 142  | 27   | 9 003 337 009    | 26   | 9    |
| 82-1030-0019     | 53   | 5    | 9HB991           | 87   | 5    |
|                  | 58   | 33   |                  | 96   | 19   |
| 82-1043-0010     | 58   | 34   |                  | 100  | 42   |
| 82-1043-0031     | 58   | 20   | 90-20A           | 74   | 2    |
| 82-2034-0150     | 58   | 24   | 90-225-M2        | 39   | 10   |
| 82-2072-0075     | 141  | 5    | 90HL5CR40ST      | 10   | 12   |
| 82-2077-0150     | 122  | 13   | 90L60R50SR       | 10   | 34   |
| 824-0004         | 51   | 11   | 900100           | 84   | 15   |
| 824-0102         | 51   | 9    | 90030            | 56   | 28   |
| 831-6-48         | 172  | 34   |                  | 76   | 11   |
| 831-6-72         | 172  | 35   | 9003337010       | 26   | 8    |
| 831-8-120        | 172  | 18   | 90101A007        | 121  | 24   |
| 8,4DIN7349-ST-A3 | 17   | 6    | 90126A029        | 141  | 2    |
|                  | 108  | 15   | 9013-FHG-2       | 5    | 4    |

| PART NUMBER  | FIG.      | ITEM | PART NUMBER  | FIG.       | ITEM |    |
|--------------|-----------|------|--------------|------------|------|----|
| 90295A140    | 43        | 14   | 93000004     | 113        | 5    |    |
|              | 44        | 2    | 93000030     | 113        | 4    |    |
|              | 61        | 3    | 930007-00094 | 142        | 16   |    |
|              | 74        | 3    | 930178-120   | 17         | 3    |    |
|              | 116       | 2    |              | 21         | 6    |    |
| 90313A104    | 163       | 30   |              | 21         | 28   |    |
|              | 172       | 6    | 9303         | 56         | 12   |    |
| 90640A131    | 2         | 33   | 9305         | 6          | 39   |    |
|              | 20        | 5    |              | 56         | 14   |    |
|              | 120       | 25   | 931083       | BULK       | 19   |    |
|              | 125       | 10   | 931083-4     | 39         | 11   |    |
|              | 167       | 17   | 931088-00450 | 10         | 14   |    |
|              | 169       | 32   | 931088-02600 | 10         | 17   |    |
|              | 173       | 16   | 931096-00750 | 10         | 11   |    |
|              | 174       | 1    | 93475A250    | 108        | 3    |    |
|              | 90675A011 | 75   | 1            | 93543216   | 24   | 21 |
|              |           | 81   | 17           |            | 41   | 29 |
| 128          |           | 1    |              | 59         | 9    |    |
| 129          |           | 5    |              | 120        | 21   |    |
| 130          |           | 4    |              | 120        | 32   |    |
| 132          |           | 1    |              | 138        | 9    |    |
| 142          |           | 48   |              | 173        | 27   |    |
| 144          |           | 9    | 93686A520    | 150        | 13   |    |
| 150          |           | 15   | 940004-110   | 44         | 7    |    |
| 160          |           | 24   |              | 172        | 4    |    |
| 173          |           | 11   | 940004-48    | 43         | 18   |    |
| 91-0350-0017 |           | 75   | 32           | 940006-120 | 42   | 1  |
| 91-0351      | 75        | 31   | 940060-36    | 6          | 27   |    |
| 91-0391      | 37        | 16   | 940093-195   | 44         | 8    |    |
| 91-9023-0078 | 175       | 19   | 940093-217   | 44         | 8    |    |
| 91-9026      | 55        | 62   | 940093-48    | 43         | 22   |    |
| 91145A178    | 149       | 4    | 940093-72    | 113        | 35   |    |
| 9115         | 182       | 14   | 94100-0650   | 10         | 35   |    |
| 91287A121    | 36        | 23   | 941010-05050 | 142        | 36   |    |
| 91375A576    | 155       | 28   | 943005       | BULK       | 20   |    |
| 9166186      | 122       | 10   | 943005-106   | 148        | 18   |    |
| 91770A542    | 139       | 17   | 943005-135   | 151        | 24   |    |
| 92-0181      | 117       | 11   | 943005-154   | 149        | 19   |    |
| 92141A030    | 58        | 21   | 943005-164   | 153        | 23   |    |
|              | 136       | 24   | 943005-168   | 152        | 14   |    |
|              | 149       | 13   | 943005-180   | 155        | 14   |    |
| 92198A648    | 2         | 19   | 943005-80    | 154        | 21   |    |

| PART NUMBER    | FIG. | ITEM | PART NUMBER   | FIG. | ITEM |
|----------------|------|------|---------------|------|------|
| 943011-24      | 10   | 20   | 96570K15      | 151  | 9    |
| 943057-34      | 52   | 4    |               | 152  | 8    |
| 943064-12      | 81   | 19   |               | 153  | 7    |
|                | 126  | 4    |               | 154  | 4    |
|                | 127  | 4    |               | 155  | 8    |
|                | 128  | 3    | 96989         | 64   | 10   |
|                | 129  | 3    | 97-50-321-12  | 133  | 20   |
|                | 130  | 6    | 97035         | 64   | 4    |
|                | 134  | 8    |               | 64   | 14   |
|                | 137  | 20   | 981771T-96WAN | 54   | 20   |
|                | 144  | 11   | 98306A269     | 41   | 16   |
|                | 145  | 1    | 98416A012     | 120  | 13   |
| 943125-108     | 52   | 1    | 98485A        | 143  | 6    |
| 943125-3       | 175  | 11   | 9902.4000     | 78   | 15   |
| 943125-34      | 52   | 2    | 9902.4001     | 78   | 16   |
| 943127-25      | 81   | 18   | 9903.0517     | 78   | 30   |
|                | 144  | 10   | 9904.0220     | 78   | 6    |
| 944008-240     | 2    | 5    | 9904.1402     | 78   | 27   |
| 944008-60      | 38   | 16   | 9904.2201     | 78   | 14   |
| 944011-12      | 5    | 7    | 9904.3070     | 78   | 35   |
|                | 45   | 17   | 9904.5602     | 78   | 21   |
|                | 137  | 7    | 9904.6000     | 78   | 39   |
| 944035-110     | 170  | 32   | 9904.6100     | 78   | 36   |
| 944035-24      | 170  | 27   | 9904.6200     | 78   | 4    |
| 944035-240     | 2    | 13   | 9904.9202     | 78   | 8    |
| 944035-35      | 172  | 22   | 9905.7112     | 78   | 12   |
| 944035-72      | 39   | 1    | 9906.0011     | 78   | 37   |
| 944035-80      | 114  | 11   | 9907.6000     | 78   | 22   |
| 944035-84      | 41   | 6    | 9910.1119     | 78   | 25   |
| 944036-96      | 2    | 30   | 9910.1321     | 78   | 2    |
| 94708A413      | 178  | 22   | 9912.0028     | 78   | 3    |
| 94862          | 64   | 5    | 9915.0040     | 78   | 29   |
|                | 64   | 15   | 9923.0006     | 78   | 28   |
| 95-0659        | 58   | 15   | 9942.0414     | 78   | 47   |
| 95-0659-286    | 137  | 26   | 9943.0002     | 78   | 45   |
| 9500-16MM      | 24   | 25   | 9943.0004     | 78   | 46   |
| 95255A356      | 133  | 21   | 9943.0005     | 78   | 50   |
| 95678A671      | 125  | 16   | 9954.0007     | 78   | 13   |
| 95800000       | 56   | 5    | 9954.0015     | 78   | 5    |
| 9584K69        | 52   | 17   | 9954.0021     | 78   | 7    |
| 9605-08-L10-16 | 24   | 24   | 9954.0030     | 78   | 38   |
| 96570K15       | 148  | 6    | 9955.0015     | 78   | 10   |

---

| PART NUMBER | FIG. | ITEM |
|-------------|------|------|
| 9955.0019   | 78   | 9    |
| 9955.0032   | 78   | 31   |
| 9955.0043   | 78   | 41   |
| 9955.0044   | 78   | 42   |
| 9955.0045   | 78   | 40   |
| 9955.0076   | 78   | 32   |
| 9957.0030   | 78   | 51   |
| 9958.0001   | 66   | 3    |
|             | 78   | 11   |
|             | 81   | 14   |
|             | 120  | 15   |
|             | 144  | 6    |
|             | 160  | 22   |
| 9965.0007   | 78   | 17   |
| 9965.0009   | 78   | 18   |
| 9965.0011   | 78   | 19   |
| 9965.0015   | 78   | 33   |
| 9965.0019   | 78   | 34   |

**END OF WORK PACKAGE**



## **CHAPTER 7**

### **SUPPORTING INFORMATION**



---

**FIELD LEVEL MAINTENANCE**
**REFERENCES**


---

**SCOPE**

This work package lists field manuals, technical bulletins, and technical manuals either referenced in this manual or which apply to the operation and maintenance of the TFFT. This work package is used in conjunction with the references in TM 9-2320-347-10.

**FIELD MANUALS**

FM 4-25.11 . . . . . First Aid  
 FM 31-70 . . . . . Basic Cold Weather Manual  
 FM 31-71 . . . . . Northern Operations  
 FM 9-207 . . . . . Operation and Maintenance of Ordnance Materiel in Extreme Cold Weather

**FORM**

Department of the Army forms and procedures used for equipment maintenance will be those prescribed by DA Pam 750-8, The Army Maintenance Management System Functional User's Guide.

**TECHNICAL BULLETINS**

TB 9-2320-279-13-1 . . . . . HEMTT AC Technical Bulletin  
 TB 750-651 . . . . . Use of Antifreeze Solutions, Antifreeze Extender, Cleaning compounds, and Test Kit in Engine Cooling Systems

**TECHNICAL MANUALS**

TM 9-2320-347-10 . . . . . Operator - Technical Manual for Truck, Cargo, 8x8 M977A2  
 TM 9-2320-325-14&P . . . . . Operator and Field Level Heavy Expanded Mobility Tactical Truck Technical Manual  
 TM 9-6140-200-14 . . . . . Operator's, Unit, Direct Support, and General Support Maintenance Manual For Lead-acid Storage Batteries  
 TM 11-5820-498-12 . . . . . Single Channel Ground and Airborne Radio System (SINCGARS)  
 TM 750-244-6 . . . . . Procedures For Destruction of Tank-Automotive Equipment to Prevent Enemy Use

**END OF WORK PACKAGE**



---

## FIELD LEVEL MAINTENANCE

### MAINTENANCE ALLOCATION CHART (MAC) INTRODUCTION

---

#### THE ARMY MAINTENANCE SYSTEM MAC

This introduction provides a general explanation of all maintenance and repair functions authorized at the two maintenance levels under the Two-Level Maintenance System concept.

This MAC (immediately following the introduction) designates overall authority and responsibility for the performance of maintenance functions on the identified end item or component. The application of the maintenance functions to the end item or component shall be consistent with the capacities and capabilities of the designated maintenance levels, which are shown on the MAC in Column (4) as:

**Field** – includes three subcolumns, Crew maintenance (C), Service maintenance (O), and Field maintenance (F).

**Sustainment** – includes two subcolumns, Below Depot (H) and Depot (D).

The tools and test equipment requirements (immediately following the MAC) list the tools and test equipment (both special tools and common tool sets) required for each maintenance function as referenced from the MAC.

The remarks (immediately following the tools and test equipment requirements) contain supplemental instructions and explanatory notes for a particular maintenance function.

#### MAINTENANCE FUNCTIONS

Maintenance functions are limited to and defined as follows:

1. **Inspect.** To determine the serviceability of an item by comparing its physical, mechanical, and/or electrical characteristics with established standards through examination (e.g., by sight, sound, or feel). This includes scheduled inspection and evaluation of cannon tubes.
2. **Test.** To verify serviceability by measuring the mechanical, pneumatic, hydraulic, or electrical characteristics of an item and comparing those characteristics with prescribed standards on a scheduled basis, i.e., load testing of lift devices and hydrostatic testing of pressure hoses.
3. **Service.** Operations required periodically to keep an item in proper operating condition; e.g., to clean (includes decontaminate, when required), to preserve, to drain, to paint, or to replenish fuel, lubricants, chemical fluids, or gases. This includes scheduled exercising and purging of recoil mechanisms. The following are examples of service functions:
  - (a) **Unpack.** To remove from packing box for service or when required for the performance of maintenance operations.
  - (b) **Repack.** To return item to packing box after service and other maintenance operations.
  - (c) **Clean.** To rid the item of contamination.
  - (d) **Touch up.** To spot paint scratched or blistered surfaces.
  - (e) **Mark.** To restore obliterated identification.

4. **Adjust.** To maintain or regulate, within prescribed limits, by bringing into proper position, or by setting the operating characteristics to specified parameters.
5. **Align.** To adjust specified variable elements of an item to bring about optimum or desired performance.
6. **Calibrate.** To determine and cause corrections to be made or to be adjusted on instruments of test, measuring, and diagnostic equipment used in precision measurement. Calibration consists of comparisons of two instruments, one of which is a certified standard of known accuracy, to detect and adjust any discrepancy in the accuracy of the instrument being compared.
7. **Remove/install.** To remove and install the same item when required to perform service or other maintenance functions. Install may be the act of emplacing, seating, or fixing into position a spare, repair part, or module (component or assembly) in a manner to allow the proper functioning of an equipment or system.
8. **Paint (ammunition only).** To prepare and spray color coats of paint so that the ammunition can be identified and protected. The color indicating primary use is applied, preferably, to the entire exterior surface as the background color of the item. Other markings are to be repainted as original so as to retain proper ammunition identification.
9. **Replace.** To remove an unserviceable item and install a serviceable counterpart in its place. "Replace" is authorized by the MAC and assigned maintenance level is shown as the third position code of the Source, Maintenance and Recoverability (SMR) code.
10. **Repair.** The application of maintenance services, including fault location/troubleshooting, removal/installation, disassembly/assembly procedures and maintenance actions to identify troubles and restore serviceability to an item by correcting specific damage, fault, malfunction, or failure in a part, subassembly, module (component or assembly), end item, or system.

### NOTE

The following definitions are applicable to the "repair" maintenance function:

- Services. Inspect, test, service, adjust, align, calibrate, and/or replace.
  - Fault location/troubleshooting. The process of investigating and detecting the cause of equipment malfunctioning; the act of isolating a fault within a system or Unit Under Test (UUT).
  - Disassembly/assembly. The step-by-step breakdown (taking apart) of a spare/functional group coded item to the level of its least component, that is assigned an SMR code for the level of maintenance under consideration (i.e., identified as maintenance significant).
  - Actions. Welding, grinding, riveting, straightening, facing, machining, and/or resurfacing.
11. **Overhaul.** That maintenance effort (service/action) prescribed to restore an item to a completely serviceable/operational condition as required by maintenance standards in appropriate technical publications. Overhaul is normally the highest degree of maintenance performed by the Army. Overhaul does not normally return an item to like new condition.
  12. **Rebuild.** Consists of those services/actions necessary for the restoration of unserviceable equipment to a like new condition in accordance with original manufacturing standards. Rebuild is the highest degree of material maintenance applied to Army equipment. The rebuild operation includes the act of returning to zero those age measurements (e.g., hours/miles) considered in classifying Army equipment/components.

---

## EXPLANATION OF COLUMNS IN THE MAC

**Column (1) Group Number.** Column (1) lists Functional Group Code (FGC) numbers, the purpose of which is to identify maintenance significant components, assemblies, subassemblies, and modules with the Next Higher Assembly (NHA).

**Column (2) Component/Assembly.** Column (2) contains the item names of components, assemblies, subassemblies, and modules for which maintenance is authorized.

**Column (3) Maintenance Function.** Column (3) lists the functions to be performed on the item listed in Column (2). (For a detailed explanation of these functions refer to "Maintenance Functions" outlined above).

**Column (4) Maintenance Level.** Column (4) specifies each level of maintenance authorized to perform each function listed in Column (3), by indicating work time required (expressed as man-hours in whole hours or decimals) in the appropriate subcolumn. This work time figure represents the active time required to perform that maintenance function at the indicated level of maintenance. If the number or complexity of the tasks within the listed maintenance function varies at different maintenance levels, appropriate work time figures are to be shown for each level. The work time figure represents the average time required to restore an item (assembly, subassembly, component, module, end item, or system) to a serviceable condition under typical field operating conditions. This time includes preparation time (including any necessary disassembly/assembly time), troubleshooting/fault location time, and quality assurance time in addition to the time required to perform the specific tasks identified for the maintenance functions authorized in the MAC. The symbol designations for the various maintenance levels are as follows:

Field:

C Operator or Crew maintenance

O Unit maintenance

F Direct Support maintenance

Sustainment:

L Specialized Repair Activity

H General Support maintenance

D Depot maintenance

## NOTE

The "L" maintenance level is not included in Column (4) of the MAC. Functions to this level of maintenance are identified by work time figure in the "H" column of Column (4), and an associated reference code is used in the REMARKS Column (6). This code is keyed to the remarks and the SRA complete repair application is explained there.

**Column (5) Tools and Equipment Reference Code.** Column (5) specifies, by code, those common tool sets (not individual tools), common Test, Measurement and Diagnostic Equipment (TMDE), and special tools, special TMDE and special support equipment required to perform the designated function. Codes are keyed to the entries in the tools and test equipment table.

**Column (6) Remarks Code.** When applicable, this column contains a letter code, in alphabetical order, which is keyed to the remarks table entries.

**EXPLANATION OF COLUMNS IN THE TOOLS AND TEST EQUIPMENT REQUIREMENTS**

**Column (1) Tool or Test Equipment Reference Code.** The tool or test equipment reference code correlates with a code used in column (5) of the MAC.

**Column (2) Maintenance Level.** The lowest level of maintenance authorized to use the tool or test equipment.

**Column (3) Nomenclature.** Name or identification of the tool or test equipment.

**Column (4) National Stock Number (NSN).** The NSN of the tool or test equipment.

**Column (5) Tool Number.** The manufacturer's part number, model number, or type number.

**EXPLANATION OF COLUMNS IN THE REMARKS**

**Column (1) Remarks Code.** The code recorded in column (6) of the MAC.

**Column (2) Remarks.** This column lists information pertinent to the maintenance function being performed as indicated in the MAC.

**END OF WORK PACKAGE**



**FIELD LEVEL MAINTENANCE  
MAINTENANCE ALLOCATION CHART (MAC)**

*Table 1. Two-Level Maintenance Allocation Chart for TFFT.*

| (1)<br>Group<br>Number | (2)<br>Component/<br>Assembly                                   | (3)<br>Maintenance<br>Function | (4)<br>Maintenance Level |     |             |    |       | (5)<br>Tools<br>and Test<br>Equipment | (6)<br>Remarks<br>Code |
|------------------------|---|--------------------------------|--------------------------|-----|-------------|----|-------|---------------------------------------|------------------------|
|                        |   |                                | Field                    |     | Sustainment |    |       |                                       |                        |
|                        |   |                                | Unit                     |     | DS          | GS | Depot |                                       |                        |
|                        |   |                                | C                        | O   | F           | H  | D     |                                       |                        |
| 12                     | BRAKE SYSTEM  |                                |                          |     |             |    |       |                                       |                        |
|                        | Air Reservoir   | Replace                        |                          | 0.5 |             |    |       | 27                                    |                        |
| 52                     | REFRIGERATION AND<br>AIR CONDITIONING<br>COMPONENTS             |                                |                          |     |             |    |       |                                       |                        |
|                        | Crew Cab Air Conditioner<br>Binary Switch                       | Replace                        |                          | 0.1 |             |    |       | 27                                    |                        |
|                        | Crew Cab Air Conditioner<br>Compressor Drive Belt               | Inspect                        | 0.1                      |     |             |    |       | 27                                    |                        |
|                        |   | Replace                        |                          | 3.0 |             |    |       | 27                                    |                        |
|                        |   | Adjust                         |                          | 0.5 |             |    |       | 27                                    |                        |
|                        | Crew Cab Air Conditioner<br>Condenser Fan<br>Assemblies         | Replace                        |                          | 0.4 |             |    |       | 27                                    |                        |
|                        | Crew Cab Air Conditioner/<br>Heater Blower Motor                | Replace                        |                          | 1.5 |             |    |       | 27                                    |                        |
|                        | Crew Cab Air Conditioner/<br>Heater Control Box                 | Replace                        |                          | 2.0 |             |    |       | 27                                    |                        |
|                        | Crew Cab Air Conditioner/<br>Heater Control Panel               | Replace                        |                          | 1.0 |             |    |       | 27                                    |                        |
|                        | Crew Cab Air Conditioner/<br>Heater Fresh Air Fan and<br>Filter | Replace                        |                          | 1.5 |             |    |       | 27                                    |                        |
|                        | Crew Cab Air Conditioner/<br>Heater Fresh Air Fan<br>Resistor   | Replace                        |                          | 0.2 |             |    |       | 27                                    |                        |
|                        | Crew Cab Air Conditioner/<br>Heater Louvers                     | Replace                        |                          | 0.5 |             |    |       | 27                                    |                        |
|                        | Crew Cab Air Conditioner<br>Thermostatic Switch                 | Replace                        |                          | 0.1 |             |    |       | 27                                    |                        |
|                        | Crew Cab Heater Control<br>Valve                                | Replace                        |                          | 0.8 |             |    |       | 27                                    |                        |
|                        | Crew Cab Heater Core  | Replace                        |                          | 2.0 |             |    |       | 27                                    |                        |
|                        | Crew Cab Heater Hoses   | Replace                        |                          | 6.0 |             |    |       | 27                                    |                        |

**Table 1. Two-Level Maintenance Allocation Chart for TFFT. (Continued)**

| (1)<br>Group<br>Number | (2)<br>Component/<br>Assembly                          | (3)<br>Maintenance<br>Function          | (4)<br>Maintenance Level |     |             |    |       | (5)<br>Tools<br>and Test<br>Equipment | (6)<br>Remarks<br>Code |   |
|------------------------|--|---|--------------------------|-----|-------------|----|-------|---------------------------------------|------------------------|---|
|                        |  |   | Field                    |     | Sustainment |    |       |                                       |                        |   |
|                        |  |   | Unit                     |     | DS          | GS | Depot |                                       |                        |   |
|                        |  |   | C                        | O   | F           | H  | D     |                                       |                        |   |
| 76<br><br>7601         | Crew Cab Air Conditioner Compressor and Motor Assembly | Replace                                 |                          |     |             |    |       | 27                                    |                        |   |
|                        | Crew Cab Air Conditioner Condenser                     | Replace                                 |                          | 1.0 |             |    |       | 27                                    |                        |   |
|                        | Crew Cab Air Conditioner Dryer                         | Replace                                 |                          | 0.3 |             |    |       | 27                                    |                        |   |
|                        | Crew Cab Air Conditioner Expansion Valve               | Replace                                 |                          | 1.0 |             |    |       | 27                                    |                        |   |
|                        | Crew Cab Air Conditioner Evaporator Core               | Replace                                 |                          | 2.0 |             |    |       | 27                                    |                        |   |
|                        | Crew Cab Air Conditioner/ Heater Assembly              | Replace                                 |                          | 2.0 |             |    |       | 27                                    |                        |   |
|                        | Crew Cab Air Conditioner Hoses                         | Replace                                 |                          | 1.0 |             |    |       | 27                                    |                        |   |
|                        | Crew Cab Air Conditioner                               | Service                                 |                          | 2.0 |             |    |       | 27                                    |                        |   |
|                        |  | Recharge                                |                          | 0.5 |             |    |       | 27                                    |                        |   |
|                        |  | FIRE FIGHTING EQUIPMENT COMPONENTS      |                          |     |             |    |       |                                       |                        |   |
|                        |  | FIRE PUMP SYSTEM                        |                          |     |             |    |       |                                       |                        |   |
|                        |  | Water Pump Engine                       | Replace                  |     | 12.0        |    |       |                                       | 27, 30                 |   |
|                        |  |   | Compression Test         |     |             |    |       |                                       | 27                     | B |
|                        |  | Water Pump Engine Air Cleaner Assembly  | Replace                  |     | 1.0         |    |       |                                       | 27                     |   |
|                        |  | Water Pump Engine Air Filter Ductwork   | Replace                  |     | 0.8         |    |       |                                       | 27                     |   |
|                        |  | Water Pump Engine Air Intake Pre-Filter | Replace                  |     | 0.1         |    |       |                                       | 27                     |   |
|                        |  | Water Pump Engine Alternator            | Replace                  |     | 2.0         |    |       |                                       | 27                     |   |
|                        | Water Pump Engine Alternator Belt                      | Inspect                                 | 0.1                      |     |             |    |       | 27                                    |                        |   |
|                        |  | Replace                                 |                          | 0.7 |             |    |       | 27                                    |                        |   |
|                        |  | Adjust                                  |                          | 0.2 |             |    |       | 16                                    |                        |   |
|                        | Water Pump Engine Battery Cables                       | Inspect                                 | 0.4                      |     |             |    |       |                                       |                        |   |
|                        |  | Replace                                 |                          | 1.0 |             |    |       | 27                                    |                        |   |

**Table 1. Two-Level Maintenance Allocation Chart for TFFT. (Continued)**

| (1)<br>Group<br>Number | (2)<br>Component/<br>Assembly                   | (3)<br>Maintenance<br>Function | (4)<br>Maintenance Level |     |             |    |       | (5)<br>Tools<br>and Test<br>Equipment | (6)<br>Remarks<br>Code |
|------------------------|---|--------------------------------|--------------------------|-----|-------------|----|-------|---------------------------------------|------------------------|
|                        |   |                                | Field                    |     | Sustainment |    |       |                                       |                        |
|                        |   |                                | Unit                     |     | DS          | GS | Depot |                                       |                        |
|                        |   |                                | C                        | O   | F           | H  | D     |                                       |                        |
|                        | Water Pump Engine Electronic Control Unit (ECU) | Replace                        |                          | 0.5 |             |    |       | 27                                    |                        |
|                        | Water Pump Engine Coolant/Fuel Pump Belt        | Adjust                         |                          | 0.5 |             |    |       | 27                                    |                        |
|                        | Water Pump Engine Exhaust Manifold              | Replace                        |                          | 0.5 |             |    |       | 27                                    |                        |
|                        | Water Pump Engine Exhaust Pipes                 | Replace                        |                          | 1.0 |             |    |       | 27                                    |                        |
|                        | Water Pump Engine Expansion Plug                | Replace                        |                          | 0.5 |             |    |       | 27                                    |                        |
|                        | Water Pump Engine Fan Belt                      | Replace                        |                          | 0.8 |             |    |       | 27, 16                                |                        |
|                        |   | Adjust                         |                          | 0.5 |             |    |       |                                       |                        |
|                        | Water Pump Engine Fuel Filter                   | Replace                        |                          | 0.9 |             |    |       | 27, 9                                 |                        |
|                        | Water Pump Engine Fuel Filter Head              | Replace                        |                          | 1.5 |             |    |       | 27, 9                                 |                        |
|                        | Water Pump Engine Fuel Injector                 | Replace                        |                          | 0.7 |             |    |       | 13, 14, 27, 28, 3                     |                        |
|                        | Water Pump Engine Fuel Lines                    | Inspect                        | 0.2                      |     |             |    |       | 27                                    |                        |
|                        |   | Replace                        |                          | 0.7 |             |    |       | 27, 9                                 |                        |
|                        | Water Pump Engine Fuel Line Check Valve         | Replace                        |                          | 1.0 |             |    |       | 27, 9                                 |                        |
|                        | Water Pump Engine Fuel Pump                     | Replace                        |                          | 1.3 |             |    |       | 27, 9                                 |                        |
|                        | Water Pump Engine Fuel System Bleed             | Replace                        |                          | 0.5 |             |    |       | 27, 9                                 |                        |
|                        | Water Pump Engine Fuel/Water Separator          | Replace                        |                          | 0.8 |             |    |       | 27, 9                                 |                        |
|                        | Water Pump Engine Glow Plug                     | Replace                        |                          | 0.7 |             |    |       | 17, 27                                |                        |
|                        | Water Pump Engine Heat Exchanger                | Replace                        |                          | 2.5 |             |    |       | 27                                    |                        |
|                        | Water Pump Engine Injection Nozzle Pressure     | Check                          |                          |     |             |    |       |                                       |                        |
|                        | Water Pump Engine Muffler                       | Replace                        |                          | 0.5 |             |    |       | 27                                    |                        |
|                        | Water Pump Engine Noise Panels                  | Replace                        |                          | 0.4 |             |    |       | 23, 6                                 |                        |

**Table 1. Two-Level Maintenance Allocation Chart for TFFT. (Continued)**

| (1)<br>Group<br>Number | (2)<br>Component/<br>Assembly                          | (3)<br>Maintenance<br>Function | (4)<br>Maintenance Level |      |             |    |       | (5)<br>Tools<br>and Test<br>Equipment | (6)<br>Remarks<br>Code |
|------------------------|--|--------------------------------|--------------------------|------|-------------|----|-------|---------------------------------------|------------------------|
|                        |  |                                | Field                    |      | Sustainment |    |       |                                       |                        |
|                        |  |                                | Unit                     |      | DS          | GS | Depot |                                       |                        |
|                        |  |                                | C                        | O    | F           | H  | D     |                                       |                        |
| 7602                   | Water Pump Engine Oil                                  | Drain/Fill                     |                          | 0.5  |             |    |       | 27, 9                                 |                        |
|                        | Water Pump Engine Oil Filter                           | Replace                        |                          | 0.9  |             |    |       | 27, 9                                 |                        |
|                        | Water Pump Engine Oil Pressure Sending Unit            | Replace                        |                          | 0.4  |             |    |       | 27                                    |                        |
|                        | Water Pump Engine Oil Pressure Switch                  | Replace                        |                          | 0.4  |             |    |       | 27                                    |                        |
|                        | Water Pump Engine Remote Oil Filter Head and Hose      | Replace                        |                          | 0.9  |             |    |       | 27, 9                                 |                        |
|                        | Water Pump Engine Starter Motor                        | Replace                        |                          | 1.0  |             |    |       | 27                                    |                        |
|                        | Water Pump Engine Thermostat                           | Replace                        |                          | 0.3  |             |    |       | 2, 27                                 |                        |
|                        | Water Pump Engine Turbocharger                         | Replace                        |                          | 2.0  |             |    |       | 27                                    |                        |
|                        | Water Pump Engine Valve Cover and Gasket               | Replace                        |                          | 0.9  |             |    |       | 27                                    |                        |
|                        | Water Pump Engine Valve Lash                           | Adjust                         |                          | 0.3  |             |    |       |                                       |                        |
|                        | Water Pump Gear Case Oil                               | Check                          | 0.1                      |      |             |    |       | 27                                    |                        |
|                        | Water Pump Gear Case Oil                               | Service/Change                 |                          | 0.4  |             |    |       | 27, 9                                 |                        |
|                        | Water Pump Gear Case Oil Fill Hose                     | Replace                        |                          | 0.5  |             |    |       | 27                                    |                        |
|                        | Water Pump RELIEF VALVE ASSEMBLY                       | Replace                        |                          | 15.0 |             |    |       | 27                                    |                        |
|                        | Auxiliary Intake Relief/Dump Valve (Passenger Side)    | Replace                        |                          | 1.0  |             |    |       | 27                                    |                        |
|                        | High Pressure Water Source Intake Relief Valve Setting | Replace                        |                          | 1.0  |             |    |       | 27                                    |                        |
|                        | Main Intake Relief/Dump Valve (Driver Side)            | Replace                        |                          | 1.0  |             |    |       | 27                                    |                        |
|                        | Thermal Relief Valve                                   | Replace                        |                          | 0.5  |             |    |       | 27                                    |                        |

**Table 1. Two-Level Maintenance Allocation Chart for TFFT. (Continued)**

| (1)<br>Group<br>Number                       | (2)<br>Component/<br>Assembly                | (3)<br>Maintenance<br>Function | (4)<br>Maintenance Level |     |             |    |       | (5)<br>Tools<br>and Test<br>Equipment | (6)<br>Remarks<br>Code |
|--|--|--------------------------------|--------------------------|-----|-------------|----|-------|---------------------------------------|------------------------|
|  |  |                                | Field                    |     | Sustainment |    |       |                                       |                        |
|  |  |                                | Unit                     |     | DS          | GS | Depot |                                       |                        |
|  |  |                                | C                        | O   | F           | H  | D     |                                       |                        |
| 7604   | PRIMER PUMP ASSEMBLY                         |                                |                          |     |             |    |       |                                       |                        |
|  | Primer Pump Motor Control Solenoid           | Replace                        |                          | 0.8 |             |    |       | 27                                    |                        |
|  | Primer Pump Motor Inline Fuse                | Replace                        |                          | 0.1 |             |    |       | 27                                    |                        |
|  | Primer Pump                                  | Replace                        |                          | 0.5 |             |    |       | 27                                    |                        |
|  |  | Repair                         |                          | 4.0 |             |    |       | 27                                    |                        |
|  | Primer Tank                                  | Replace                        |                          | 0.5 |             |    |       | 27                                    |                        |
|  | Primer Valve Cable                           | Replace                        |                          | 0.3 |             |    |       | 27                                    |                        |
|  | Primer Valve Control Solenoid                | Replace                        |                          | 0.9 |             |    |       | 27                                    |                        |
|  | Pump Primer Valve                            | Replace                        |                          | 0.9 |             |    |       | 27                                    |                        |
|  | Driver Main Inlet Primer Valve               | Replace                        |                          | 0.9 |             |    |       | 27                                    |                        |
| 7606   | DRAIN VALVE ASSEMBLY                         |                                |                          |     |             |    |       |                                       |                        |
|  | Bumper Turret Auto Drain Valve               | Replace                        |                          | 0.3 |             |    |       | 27                                    |                        |
|  | Bumper Turret and Bumper Turret Nozzle Speed | Adjust                         |                          | 0.5 |             |    |       | 27                                    |                        |
|  | Drain Valve, Driver's Pre-Connect A          | Replace                        |                          | 0.5 |             |    |       | 27                                    |                        |
|  | Drain Valve, Driver's Pre-Connect B          | Replace                        |                          | 0.5 |             |    |       | 27                                    |                        |
|  | Drain Valve (Multi-Port)                     | Replace                        |                          | 1.0 |             |    |       | 27                                    |                        |
|  | Foam System "A & B" Tank Drain               | Replace                        |                          | 0.8 |             |    |       | 27                                    |                        |
|  | NO. 1 Discharge Drain Valve (Driver Side)    | Replace                        |                          | 0.5 |             |    |       | 27                                    |                        |
|  | NO. 2 Discharge Drain Valve (Driver Side)    | Replace                        |                          | 0.5 |             |    |       | 27                                    |                        |
|  | NO. 3 Discharge Drain Valve (Passenger Side) | Replace                        |                          | 0.5 |             |    |       | 27                                    |                        |
| NO. 4 Discharge Drain Valve (Passenger Side) | Replace                                      |                                | 0.5                      |     |             |    | 27    |                                       |                        |

**Table 1. Two-Level Maintenance Allocation Chart for TFFT. (Continued)**

| (1)<br>Group<br>Number | (2)<br>Component/<br>Assembly   | (3)<br>Maintenance<br>Function | (4)<br>Maintenance Level |     |             |    |       | (5)<br>Tools<br>and Test<br>Equipment | (6)<br>Remarks<br>Code |
|------------------------|---|--------------------------------|--------------------------|-----|-------------|----|-------|---------------------------------------|------------------------|
|                        |   |                                | Field                    |     | Sustainment |    |       |                                       |                        |
|                        |   |                                | Unit                     |     | DS          | GS | Depot |                                       |                        |
|                        |   |                                | C                        | O   | F           | H  | D     |                                       |                        |
| 7612                   | Passenger Side Auxiliary Inlet and Driver Side Main Inlet Bleeder Valve | Replace                        |                          | 0.8 |             |    |       | 27                                    |                        |
|                        | Water Tank Drain Valve  | Replace                        |                          | 0.5 |             |    |       | 27                                    |                        |
|                        | FOAM TANK ASSEMBLY  |                                |                          |     |             |    |       |                                       |                        |
|                        | Flush Check Valve   | Replace                        |                          | 0.4 |             |    |       | 27                                    |                        |
|                        | Foam Level Probe  | Replace                        |                          | 0.4 |             |    |       | 27                                    |                        |
|                        |   | Adjust                         |                          |     |             |    |       | 27                                    |                        |
|                        | Foam System "A" Check Valve   | Replace                        |                          | 0.8 |             |    |       | 27                                    |                        |
|                        | Foam System "A" Shutoff Valve   | Replace                        |                          | 0.7 |             |    |       | 27                                    |                        |
|                        | Foam System "B" Check Valve   | Replace                        |                          | 0.7 |             |    |       | 27                                    |                        |
|                        | Foam System "B" Shutoff Valve   | Replace                        |                          | 0.8 |             |    |       | 27                                    |                        |
|                        | Foam System Eductor   | Replace                        |                          | 1.0 |             |    |       | 27                                    |                        |
|                        | Foam System Eductor Valve   | Replace                        |                          | 1.5 |             |    |       | 27                                    |                        |
|                        | Foam System Flow Control Valve Manifold                                 | Replace                        |                          | 0.8 |             |    |       | 27                                    |                        |
|                        | Foam System Flush Valve   | Replace                        |                          | 0.7 |             |    |       | 27                                    |                        |
|                        | Foam System Inlet Check Valve   | Replace                        |                          | 0.7 |             |    |       | 27                                    |                        |
| 7613                   | Foam System Manual Metering Valve                                       | Replace                        |                          | 1.0 |             |    |       | 27                                    |                        |
|                        | Foam System Multi-Metering Valve (Automatic)                            | Replace                        |                          | 1.3 |             |    |       | 27                                    |                        |
|                        | Foam Tank Fill Port Extensions and Covers                               | Replace                        |                          | 0.4 |             |    |       | 27                                    |                        |
|                        | WATER TANK ASSEMBLY   |                                |                          |     |             |    |       |                                       |                        |
|                        | Auxiliary Intake Valve (Passenger Side)                                 | Replace                        |                          | 0.5 |             |    |       | 27                                    |                        |
|                        | Main Inlet Valve (Driver Side)  | Replace                        |                          | 0.5 |             |    |       | 27                                    |                        |
|                        | Tank-To-Pump Check Valve (Driver Side)                                  | Replace                        |                          | 0.5 |             |    |       | 27                                    |                        |
|                        | Tank-To-Pump Check Valve (Passenger Side)                               | Replace                        |                          | 0.5 |             |    |       | 27                                    |                        |
|                        | Water Level Probe   | Replace                        |                          | 0.5 |             |    |       | 27                                    |                        |

**Table 1. Two-Level Maintenance Allocation Chart for TFFT. (Continued)**

| (1)<br>Group<br>Number | (2)<br>Component/<br>Assembly                         | (3)<br>Maintenance<br>Function | (4)<br>Maintenance Level |     |             |    |       | (5)<br>Tools<br>and Test<br>Equipment | (6)<br>Remarks<br>Code |
|------------------------|---|--------------------------------|--------------------------|-----|-------------|----|-------|---------------------------------------|------------------------|
|                        |   |                                | Field                    |     | Sustainment |    |       |                                       |                        |
|                        |   |                                | Unit                     |     | DS          | GS | Depot |                                       |                        |
|                        |   |                                | C                        | O   | F           | H  | D     |                                       |                        |
| 7615                   | Water Tank  | Replace                        |                          | 4.0 |             |    |       | 27                                    |                        |
|                        | Water Tank Fill Valve                                 | Replace                        |                          | 1.0 |             |    |       | 27                                    |                        |
|                        | Water Tank Heater                                     | Replace                        |                          |     |             |    |       | 27                                    |                        |
|                        | Water Tank Heater Control Box                         | Replace                        |                          | 2.0 |             |    |       | 27                                    |                        |
|                        | Water Temperature Low Level Switch                    | Replace                        |                          | 0.6 |             |    |       | 27                                    |                        |
|                        | Water Tank Side Fill Valve                            | Replace                        |                          | 0.4 |             |    |       | 27                                    |                        |
|                        | Water Tank Vent/Fill Valve                            | Replace                        |                          | 0.5 |             |    |       | 27                                    |                        |
|                        | INSTRUMENT HOUSING ASSEMBLY                           |                                |                          |     |             |    |       |                                       |                        |
|                        | Personnel Cab Do Not Move Apparatus Indicator         | Replace                        |                          | 0.2 |             |    |       | 27                                    |                        |
|                        | Personnel Cab Panel Indicator                         | Replace                        |                          | 0.2 |             |    |       | 27                                    |                        |
|                        | Personnel Cab Panel Indicator Lamp                    | Replace                        |                          | 0.1 |             |    |       | 27                                    |                        |
|                        | Personnel Cab Foam Tank Selector Switch               | Replace                        |                          | 0.1 |             |    |       | 27                                    |                        |
|                        | Personnel Cab Pressure Governor Control Panel         | Replace                        |                          | 0.3 |             |    |       | 27                                    |                        |
|                        | Personnel Cab High Idle Switch and Indicator          | Replace                        |                          | 0.3 |             |    |       | 27                                    |                        |
|                        | Personnel Cab Instrument Panel                        | Replace                        |                          | 2.4 |             |    |       | 27                                    |                        |
|                        | Personnel Cab Instrument Panel Assembly               | Replace                        |                          | 2.0 |             |    |       | 27                                    |                        |
|                        | Personnel Cab Foam Tank Selector Indicator            | Replace                        |                          | 0.2 |             |    |       | 27                                    |                        |
|                        | Personnel Cab Foam Tank Selector Indicator Lamp       | Replace                        |                          | 0.1 |             |    |       | 27                                    |                        |
|                        | Personnel Cab Toggle Switch                           | Replace                        |                          | 0.1 |             |    |       | 27                                    |                        |
|                        | Personnel Cab Water and/or Foam Level Gauges          | Replace                        |                          | 0.3 |             |    |       | 27                                    |                        |
|                        | Pump Digital Pressure Gauge(s) (Discharge and Intake) | Replace                        |                          | 0.3 |             |    |       | 27                                    |                        |
|                        | Pump Operator's Panel Air Flow Restrictor Indicator   | Replace                        |                          | 0.3 |             |    |       | 27                                    |                        |

**Table 1. Two-Level Maintenance Allocation Chart for TFFT. (Continued)**

| (1)<br>Group<br>Number | (2)<br>Component/<br>Assembly                         | (3)<br>Maintenance<br>Function | (4)<br>Maintenance Level |     |             |    |       | (5)<br>Tools<br>and Test<br>Equipment | (6)<br>Remarks<br>Code |
|------------------------|---|--------------------------------|--------------------------|-----|-------------|----|-------|---------------------------------------|------------------------|
|                        |   |                                | Field                    |     | Sustainment |    |       |                                       |                        |
|                        |   |                                | Unit                     |     | DS          | GS | Depot |                                       |                        |
|                        |   |                                | C                        | O   | F           | H  | D     |                                       |                        |
|                        | Audio Alarm   | Replace                        |                          | 0.2 |             |    |       | 27                                    |                        |
|                        | Pump Operator's Panel Cover                           | Open/Close                     |                          |     |             |    |       | 27                                    |                        |
|                        | Pump Operator's Panel Engine Diagnostics Plug         | Replace                        |                          | 0.7 |             |    |       | 27                                    |                        |
|                        | Pump Operator's Panel Foam Level Gauge                | Replace                        |                          | 0.2 |             |    |       | 27                                    |                        |
|                        | Pump Operator's Panel Fuel Gauge                      | Replace                        |                          | 0.4 |             |    |       | 27                                    |                        |
|                        | Pump Operator's Panel Hourmeter                       | Replace                        |                          | 0.4 |             |    |       | 27                                    |                        |
|                        | Pump Operator's Panel Housing                         | Open/Close                     |                          | 0.1 |             |    |       | 27                                    |                        |
|                        | Pump Operator's Panel Indicator Light                 | Replace                        |                          | 0.3 |             |    |       | 27                                    |                        |
|                        | Pump Operator's Panel Indicator Lamp                  | Replace                        |                          | 0.1 |             |    |       | 27                                    |                        |
|                        | Pump Operator's Panel Light Switch                    | Replace                        |                          | 0.3 |             |    |       | 27                                    |                        |
|                        | Pump Operator's Panel Manual Primer Handle            | Replace                        |                          | 0.7 |             |    |       | 27                                    |                        |
|                        | Pump Operator's Panel Momentary Toggle Switch         | Replace                        |                          | 0.3 |             |    |       | 27                                    |                        |
|                        | Pump Operator's Panel Overheat Test Button            | Replace                        |                          | 0.4 |             |    |       | 27                                    |                        |
|                        | Pump Operator's Panel Pressure Governor Control Panel | Replace                        |                          | 0.2 |             |    |       | 27                                    |                        |
|                        | Pump Operator's Panel Primer Switch                   | Replace                        |                          | 0.4 |             |    |       | 27                                    |                        |
|                        | Pump Operator's Panel Side Lamp and Bracket           | Replace                        |                          | 1.0 |             |    |       | 27                                    |                        |
|                        | Pump Operator's Panel Side Lamp and Bracket           | Replace                        |                          | 0.3 |             |    |       | 27                                    |                        |
|                        | Pump Panel Test Gauge Panel                           | Replace                        |                          | 2.0 |             |    |       | 27                                    |                        |
|                        | Pump Operator's Panel Three-Position Toggle Switch    | Replace                        |                          | 0.3 |             |    |       | 27                                    |                        |



**Table 1. Two-Level Maintenance Allocation Chart for TFFT. (Continued)**

| (1)<br>Group<br>Number | (2)<br>Component/<br>Assembly  | (3)<br>Maintenance<br>Function | (4)<br>Maintenance Level |     |             |    |       | (5)<br>Tools<br>and Test<br>Equipment | (6)<br>Remarks<br>Code |
|------------------------|--|--------------------------------|--------------------------|-----|-------------|----|-------|---------------------------------------|------------------------|
|                        |  |                                | Field                    |     | Sustainment |    |       |                                       |                        |
|                        |  |                                | Unit                     |     | DS          | GS | Depot |                                       |                        |
|                        |  |                                | C                        | O   | F           | H  | D     |                                       |                        |
| 7620                   | Pump Operator's Panel<br>Two-Position Toggle<br>Switch                   | Replace                        |                          | 0.3 |             |    |       | 27                                    |                        |
|                        | Pump Operator's Panel<br>Water Level Gauge                               | Replace                        |                          | 0.3 |             |    |       | 27                                    |                        |
|                        | Water Pump Engine Panel  | Replace                        |                          | 0.3 |             |    |       | 27                                    |                        |
|                        | Water Pump Engine<br>Gauge Panel   | Replace                        |                          | 1.5 |             |    |       | 27                                    |                        |
|                        | SIREN ASSEMBLY   |                                |                          |     |             |    |       |                                       |                        |
| 7621                   | Siren Control  | Replace                        |                          |     |             |    |       | 27                                    |                        |
|                        | WARNING LIGHT<br>ASSEMBLY  |                                |                          |     |             |    |       |                                       |                        |
| 7622                   | Lower Rear Marker Light<br>and Bracket                                   | Replace                        |                          | 0.5 |             |    |       | 27                                    |                        |
|                        | Marker Light (Amber LED)   | Replace                        |                          | 0.3 |             |    |       | 27                                    |                        |
|                        | Personnel Cab Clearance<br>Light and Bracket                             | Replace                        |                          | 0.3 |             |    |       | 27                                    |                        |
|                        | Personnel Cab Front<br>Lightbar  | Replace                        |                          | 0.5 |             |    |       | 27                                    |                        |
|                        | Personnel Cab Side<br>Lightbar   | Replace                        |                          | 0.5 |             |    |       | 27                                    |                        |
|                        | Personnel Cab Lightbar   | Repair                         |                          |     |             |    |       | 27                                    |                        |
|                        | Personnel Cab Warning<br>Light and Do Not Move<br>Apparatus Flasher Unit | Replace                        |                          | 0.5 |             |    |       | 27                                    |                        |
|                        | Rear Marker/Clearance<br>LED   | Replace                        |                          | 0.3 |             |    |       | 27                                    |                        |
|                        | Roof Mounted Clearance<br>Lights   | Replace                        |                          | 1.0 |             |    |       | 27                                    |                        |
|                        | Warning Lights   | Replace                        |                          | 0.8 |             |    |       | 27                                    |                        |
|                        | SPOTLIGHTS   |                                |                          |     |             |    |       |                                       |                        |
|                        | Deck Spotlight   | Replace                        |                          | 0.3 |             |    |       | 27                                    |                        |
|                        | Deck Spotlight Lamp  | Replace                        |                          | 0.1 |             |    |       | 27                                    |                        |
|                        | Extendable Floodlight  | Replace                        |                          | 0.4 |             |    |       | 27                                    |                        |
|                        | Extendable Floodlight<br>Lamp  | Replace                        |                          | 0.1 |             |    |       | 27                                    |                        |
| Overhead Beacon Light  | Replace  |                                | 0.5                      |     |             |    | 27    |                                       |                        |

**Table 1. Two-Level Maintenance Allocation Chart for TFFT. (Continued)**

| (1)<br>Group<br>Number | (2)<br>Component/<br>Assembly                              | (3)<br>Maintenance<br>Function | (4)<br>Maintenance Level |     |             |    |       | (5)<br>Tools<br>and Test<br>Equipment | (6)<br>Remarks<br>Code |
|------------------------|--|--------------------------------|--------------------------|-----|-------------|----|-------|---------------------------------------|------------------------|
|                        |  |                                | Field                    |     | Sustainment |    |       |                                       |                        |
|                        |  |                                | Unit                     |     | DS          | GS | Depot |                                       |                        |
|                        |  |                                | C                        | O   | F           | H  | D     |                                       |                        |
| 7623                   | DOME & ENGINE LIGHT ASSEMBLIES                             |                                |                          |     |             |    |       |                                       |                        |
|                        | Dome Light (LED and Incandescent)                          | Replace                        |                          | 0.3 |             |    |       | 27                                    |                        |
| 7626                   | MISCELLANEOUS ELECTRICAL                                   |                                |                          |     |             |    |       |                                       |                        |
|                        | 120-Volt Air Compressor                                    | Replace                        |                          | 1.0 |             |    |       | 27                                    |                        |
|                        | 120-Volt Battery Charger                                   | Replace                        |                          | 0.8 |             |    |       | 27                                    |                        |
|                        | 120-Volt Circuit Breaker                                   | Replace                        |                          | 0.5 |             |    |       | 27                                    |                        |
|                        | 120-Volt Power Cord(s)                                     | Replace                        |                          | 0.4 |             |    |       | 27                                    |                        |
|                        | 120-Volt Receptacle  | Replace                        |                          | 0.5 |             |    |       | 27                                    |                        |
|                        | Auto Fill Control  | Replace                        |                          |     |             |    |       | 27                                    |                        |
|                        | Battery Box and Bracket                                    | Replace                        |                          |     |             |    |       | 27                                    |                        |
|                        | Battery Charger(s) Receptacle                              | Replace                        |                          | 0.5 |             |    |       | 27                                    |                        |
|                        | Battery Disconnect Switch                                  | Replace                        |                          |     |             |    |       | 27                                    |                        |
|                        | Battery Equalizer  | Replace                        |                          |     |             |    |       | 27                                    |                        |
|                        | Batteries, Terminal, and Cable                             | Replace                        |                          |     |             |    |       | 27                                    |                        |
|                        | Blackout Relay   | Replace                        |                          | 0.2 |             |    |       | 27                                    |                        |
|                        | Bumper Turret and Pump Cooler Dump-To-Ground Control Valve | Replace                        |                          | 0.5 |             |    |       | 27                                    |                        |
|                        | Cab Roof Lightbar Cable Assembly                           | Replace                        |                          |     |             |    |       | 27                                    |                        |
|                        | Cab Roof Lightbar Cable Assembly Branch                    | Replace                        |                          | 1.0 |             |    |       | 27                                    |                        |
|                        | Cab Roof Lightbar Flasher Unit                             | Replace                        |                          | 1.0 |             |    |       | 27                                    |                        |
|                        | Circuit Breaker Box  | Replace                        |                          | 0.4 |             |    |       | 27                                    |                        |
|                        | Control Valve  | Replace                        |                          | 0.5 |             |    |       | 27                                    |                        |
|                        | Cord Reel Cable Work Light, and Receptacle                 | Replace                        |                          | 0.2 |             |    |       | 27                                    |                        |
|                        | Cord Reel Cable Work Light Lamp                            | Replace                        |                          |     |             |    |       | 27                                    |                        |
|                        | Cord Reel Cable Work Light Bracket                         | Replace                        |                          |     |             |    |       | 27                                    |                        |
|                        | Cord Reel Control Assembly                                 | Replace                        |                          | 0.4 |             |    |       | 27                                    |                        |

**Table 1. Two-Level Maintenance Allocation Chart for TFFT. (Continued)**

| (1)<br>Group<br>Number | (2)<br>Component/<br>Assembly  | (3)<br>Maintenance<br>Function | (4)<br>Maintenance Level |     |             |    |       | (5)<br>Tools<br>and Test<br>Equipment | (6)<br>Remarks<br>Code |
|------------------------|--|--------------------------------|--------------------------|-----|-------------|----|-------|---------------------------------------|------------------------|
|                        |  |                                | Field                    |     | Sustainment |    |       |                                       |                        |
|                        |  |                                | Unit                     |     | DS          | GS | Depot |                                       |                        |
|                        |  |                                | C                        | O   | F           | H  | D     |                                       |                        |
|                        | Cord Reel  | Replace                        |                          | 3.5 |             |    |       | 27                                    |                        |
|                        |  | Repair                         |                          | 2.0 |             |    |       | 27                                    |                        |
|                        | Cover, Door, and<br>Electronic Mounting Base<br>(SINCGARS)                 | Replace                        |                          |     |             |    |       | 27                                    |                        |
|                        | Door Switch  | Replace                        |                          | 0.2 |             |    |       | 27                                    |                        |
|                        |  | Adjust                         | 0.1                      |     |             |    |       | 27                                    |                        |
|                        | Dual Governor Pressure<br>Switch   | Replace                        |                          |     |             |    |       | 27                                    |                        |
|                        | Electronically-Operated<br>Ball Valve Electric Motor<br>and Drive Assembly | Replace                        |                          | 1.0 |             |    |       | 27                                    |                        |
|                        | Electronically-Operated<br>Ball Valve Seats and<br>Preformed Packing       | Replace                        |                          | 0.4 |             |    |       | 27                                    |                        |
|                        | Equipment (Ladder) Rack<br>Control Assembly                                | Replace                        |                          | 0.5 |             |    |       | 27                                    |                        |
|                        | Flow Sensor  | Replace                        |                          | 0.3 |             |    |       | 27,25                                 |                        |
|                        | Glow Plug Circuit Breaker  | Replace                        |                          | 0.5 |             |    |       | 27                                    |                        |
|                        | Glow Plug Control Relay  | Replace                        |                          | 0.4 |             |    |       | 27                                    |                        |
|                        | High Amperage Cable  | Replace                        |                          | 0.8 |             |    |       | 27                                    |                        |
|                        | Inline Fuse  | Replace                        |                          | 0.1 |             |    |       | 27                                    |                        |
|                        | Intercom   | Replace                        |                          | 0.8 |             |    |       | 27                                    |                        |
|                        | Light Bezel  | Replace                        |                          | 0.9 |             |    |       | 27                                    |                        |
|                        | Light Bezel Cover  | Replace                        |                          | 0.2 |             |    |       | 27                                    |                        |
|                        | Personnel Cab Power<br>Distribution Box Circuit<br>Breaker                 | Replace                        |                          | 0.1 |             |    |       | 27                                    |                        |
|                        | Personnel Cab Power<br>Distribution Box Diode<br>Block                     | Replace                        |                          | 0.1 |             |    |       | 27                                    |                        |
|                        | Personnel Cab Power<br>Distribution Block                                  | Replace                        |                          |     |             |    |       | 27                                    |                        |
|                        | Personnel Cab Power<br>Distribution Box Fuse                               | Replace                        |                          | 0.1 |             |    |       | 27                                    |                        |
|                        | Personnel Cab Power<br>Distribution Box Relay                              | Replace                        |                          | 0.1 |             |    |       | 27                                    |                        |
|                        | Personnel Cab Step<br>Clearance Light                                      | Replace                        |                          |     |             |    |       | 27                                    |                        |

**Table 1. Two-Level Maintenance Allocation Chart for TFFT. (Continued)**

| (1)<br>Group<br>Number | (2)<br>Component/<br>Assembly                                | (3)<br>Maintenance<br>Function | (4)<br>Maintenance Level |     |             |    |       | (5)<br>Tools<br>and Test<br>Equipment | (6)<br>Remarks<br>Code |
|------------------------|--|--------------------------------|--------------------------|-----|-------------|----|-------|---------------------------------------|------------------------|
|                        |  |                                | Field                    |     | Sustainment |    |       |                                       |                        |
|                        |  |                                | Unit                     |     | DS          | GS | Depot |                                       |                        |
|                        |  |                                | C                        | O   | F           | H  | D     |                                       |                        |
|                        | Portable Handheld Flashlight and Charger                     | Replace                        |                          | 0.2 |             |    |       | 27                                    |                        |
|                        | Portable Handheld Radio and Charger                          | Replace                        |                          | 0.2 |             |    |       | 27                                    |                        |
|                        | Power Distribution Box (Pump House)                          | Replace                        |                          | 1.5 |             |    |       | 27                                    |                        |
|                        | Power Distribution Box Control Panel (Pump House)            | Replace                        |                          | 0.4 |             |    |       | 27                                    |                        |
|                        | Power Cable Assembly (SINCGARS)                              | Replace                        |                          | 0.6 |             |    |       | 27                                    |                        |
|                        | Pressure Regulator   | Replace                        |                          | 0.3 |             |    |       | 27                                    |                        |
|                        | Pressure Transducers   | Replace                        |                          | 0.3 |             |    |       | 27                                    |                        |
|                        | Pump House Distribution Box Circuit Breaker                  | Replace                        |                          |     |             |    |       | 27                                    |                        |
|                        | Pump House Distribution Box Relay                            | Replace                        |                          | 0.3 |             |    |       | 27                                    |                        |
|                        | Pump House Cooling Fan Temperature Switch                    | Replace                        |                          | 0.5 |             |    |       | 27                                    |                        |
|                        | Pump House Heater Diagnostic Module                          | Replace                        |                          | 0.8 |             |    |       | 27                                    |                        |
|                        | Pump House Cooling Fan                                       | Replace                        |                          | 1.5 |             |    |       | 27                                    |                        |
|                        | Pump Operator's Panel Operators Electric Valve Control/Meter | Replace                        |                          | 0.6 |             |    |       | 27                                    |                        |
|                        | Pump Operator's Panel Electric Valve Control                 | Replace                        |                          | 0.6 |             |    |       | 27                                    |                        |
|                        | Pump Primer Motor Diode Pack                                 | Replace                        |                          |     |             |    |       | 27                                    |                        |
|                        | Rear Step Buzzer Button and Cable                            | Replace                        |                          | 0.3 |             |    |       | 27                                    |                        |
|                        | Rear Step Buzzer Button Compartment                          | Replace                        |                          | 0.3 |             |    |       | 27                                    |                        |
|                        | Remote Intercom  | Replace                        |                          | 0.5 |             |    |       | 27                                    |                        |
|                        | Roof, Bumper, and Pump to Cooler Dump-To-Ground Junction Box | Replace                        |                          | 1.5 |             |    |       | 27                                    |                        |
|                        | Roof Turret Control Valve                                    | Replace                        |                          | 0.5 |             |    |       | 27                                    |                        |
|                        | Shoreline Inlet Receptacle                                   | Replace                        |                          | 0.5 |             |    |       | 27                                    |                        |

**Table 1. Two-Level Maintenance Allocation Chart for TFFT. (Continued)**

| (1)<br>Group<br>Number | (2)<br>Component/<br>Assembly                           | (3)<br>Maintenance<br>Function | (4)<br>Maintenance Level |     |             |    |       | (5)<br>Tools<br>and Test<br>Equipment | (6)<br>Remarks<br>Code |
|------------------------|---|--------------------------------|--------------------------|-----|-------------|----|-------|---------------------------------------|------------------------|
|                        |   |                                | Field                    |     | Sustainment |    |       |                                       |                        |
|                        |   |                                | Unit                     |     | DS          | GS | Depot |                                       |                        |
|                        |   |                                | C                        | O   | F           | H  | D     |                                       |                        |
|                        | Shutoff Control Valve Diode Pack                        | Replace                        |                          | 0.3 |             |    |       | 27                                    |                        |
|                        | Shutoff Control Valve Manifold                          | Replace                        |                          | 1.5 |             |    |       | 27                                    |                        |
|                        | Speaker   | Replace                        |                          | 0.4 |             |    |       | 27                                    |                        |
|                        | Terminal Block (Pass-Through)                           | Replace                        |                          |     |             |    |       | 27                                    |                        |
|                        | Two-Way Radio   | Replace                        |                          | 0.6 |             |    |       | 27                                    |                        |
|                        | Utility Outlet  | Replace                        |                          | 0.3 |             |    |       | 27                                    |                        |
|                        | Windshield Deluge Motor                                 | Replace                        |                          | 0.5 |             |    |       | 27                                    |                        |
|                        | Air Conditioner Controller Wire Harness                 | Replace                        |                          | 1.2 |             |    |       | 27                                    |                        |
|                        | Air Conditioner Electric Motor Wire Harness             | Replace                        |                          | 1.0 |             |    |       | 27                                    |                        |
|                        | Air Conditioner Rear Wire Harness                       | Replace                        |                          | 1.5 |             |    |       | 27                                    |                        |
|                        | Body Air Conditioner Wire Harness                       | Replace                        |                          | 1.5 |             |    |       | 27                                    |                        |
|                        | Bumper Turret Wire Harness                              | Replace                        |                          | 1.0 |             |    |       | 27                                    |                        |
|                        | Cab Discharge Digital Pressure Gauge Wire Harness       | Replace                        |                          | 1.0 |             |    |       | 27                                    |                        |
|                        | Cab Foam A and Foam B Tank Level Indicator Wire Harness | Replace                        |                          | 1.0 |             |    |       | 27                                    |                        |
|                        | Cab Instrument Panel Wire Harness                       | Replace                        |                          | 3.0 |             |    |       | 27                                    |                        |
|                        | Cab Power Distribution Wire Harness and Block           | Replace                        |                          | 1.0 |             |    |       | 27                                    |                        |
|                        | Cab Roof Wire Harness                                   | Replace                        |                          | 1.0 |             |    |       | 27                                    |                        |
|                        | Cab Pump Control Wire Harness                           | Replace                        |                          | 2.5 |             |    |       | 27                                    |                        |
|                        | Cab Water Tank Level Indicator Wire Harness             | Replace                        |                          |     |             |    |       | 27                                    |                        |
|                        | Crew Cab Intercom Wire Harness                          | Replace                        |                          |     |             |    |       | 27                                    |                        |
|                        | Crew Cab Wire Harness                                   | Replace                        |                          | 2.0 |             |    |       | 27                                    |                        |
|                        | Direct Tank Fill Valve Wire Harness                     | Replace                        |                          |     |             |    |       | 27                                    |                        |

**Table 1. Two-Level Maintenance Allocation Chart for TFFT. (Continued)**

| (1)<br>Group<br>Number   | (2)<br>Component/<br>Assembly                                       | (3)<br>Maintenance<br>Function | (4)<br>Maintenance Level |      |             |    |       | (5)<br>Tools<br>and Test<br>Equipment | (6)<br>Remarks<br>Code |
|--------------------------|---|--------------------------------|--------------------------|------|-------------|----|-------|---------------------------------------|------------------------|
|                          |   |                                | Field                    |      | Sustainment |    |       |                                       |                        |
|                          |   |                                | Unit                     |      | DS          | GS | Depot |                                       |                        |
|                          |   |                                | C                        | O    | F           | H  | D     |                                       |                        |
| 7627                     | Driver Side Body Wire Harness                                       | Replace                        |                          |      |             |    |       | 27                                    |                        |
|                          | Equipment (Ladder) Rack Control Wire Harness                        | Replace                        |                          | 1.5  |             |    |       | 27                                    |                        |
|                          | Evaporator Wire Harness   |                                |                          | 0.5  |             |    |       | 27                                    |                        |
|                          | Flow Sensor Wire Harness  | Replace                        |                          | 0.5  |             |    |       | 27                                    |                        |
|                          | Foam Tank Level Probe Wire Harness                                  | Replace                        |                          | 1.0  |             |    |       | 27                                    |                        |
|                          | Inlet, Discharge, and Tank Fill & Re-Circulating Valve Wire Harness | Replace                        |                          | 0.5  |             |    |       | 27                                    |                        |
|                          | Intercom Wire Harness   | Replace                        |                          | 0.8  |             |    |       | 27                                    |                        |
|                          | Main Wire Harness   | Replace                        |                          | 37.5 |             |    |       | 27                                    |                        |
|                          | Passenger Side Body Wire Harness                                    | Replace                        |                          | 2.15 |             |    |       | 27                                    |                        |
|                          | Pump House Power Distribution Wire Harness and Block                | Replace                        |                          | 2.0  |             |    |       | 27                                    |                        |
|                          | Pump House Wire Harness   | Replace                        |                          | 2.0  |             |    |       | 27                                    |                        |
|                          | Pump Operator's Panel Wire Harness                                  | Replace                        |                          | 14.5 |             |    |       | 27                                    |                        |
|                          | Pressure Transducer Wire Harness                                    | Replace                        |                          | 0.5  |             |    |       | 27                                    |                        |
|                          | Rear Body Wire Harness  | Replace                        |                          | 1.5  |             |    |       | 27                                    |                        |
|                          | SINGARS and Two-Way Radio Intercom Cable                            | Replace                        |                          | 0.5  |             |    |       | 27                                    |                        |
|                          | Valve Control Wire Harness  | Replace                        |                          | 1.5  |             |    |       | 27                                    |                        |
|                          | Water Pump Engine Wire Harness                                      | Replace                        |                          | 2.0  |             |    |       | 27                                    |                        |
|                          | Water Valve Wire Harness  | Replace                        |                          | 0.8  |             |    |       | 27                                    |                        |
|                          | Water Tank Level Probe Wire Harness                                 | Replace                        |                          | 0.5  |             |    |       | 27                                    |                        |
|                          | AIR CONDITIONER, HEATER, VEHICULAR COMPARTMENT                      |                                |                          |      |             |    |       |                                       |                        |
| Heater Fuel Pumps        | Replace   |                                | 1.0                      |      |             |    | 27    |                                       |                        |
| Heater Fuel Tank Pickups | Replace   |                                | 1.0                      |      |             |    | 27    |                                       |                        |
| Pump House Heater        | Replace   |                                | 1.0                      |      |             |    | 27    |                                       |                        |

**Table 1. Two-Level Maintenance Allocation Chart for TFFT. (Continued)**

| (1)<br>Group<br>Number | (2)<br>Component/<br>Assembly                | (3)<br>Maintenance<br>Function | (4)<br>Maintenance Level |     |             |    |       | (5)<br>Tools<br>and Test<br>Equipment | (6)<br>Remarks<br>Code |
|------------------------|--|--------------------------------|--------------------------|-----|-------------|----|-------|---------------------------------------|------------------------|
|                        |  |                                | Field                    |     | Sustainment |    |       |                                       |                        |
|                        |  |                                | Unit                     |     | DS          | GS | Depot |                                       |                        |
|                        |  |                                | C                        | O   | F           | H  | D     |                                       |                        |
| 7629                   | Rear Compartment Heater Diagnostic Module    | Replace                        |                          | 0.8 |             |    |       | 27                                    |                        |
|                        | Rear Compartment Heater                      | Replace                        |                          | 0.7 |             |    |       | 27, 9                                 |                        |
|                        | Rear Heater Thermostat                       | Replace                        |                          | 0.6 |             |    |       | 27                                    |                        |
|                        | AUXILIARY ENGINE COOLING ASSEMBLY            |                                |                          |     |             |    |       |                                       |                        |
|                        | Water Pump Engine Coolant/Fuel Pump Belts    | Inspect                        | 1.3                      |     |             |    |       | 16                                    |                        |
|                        |  | Replace                        |                          | 0.9 |             |    |       | 27                                    |                        |
|                        |  | Adjust                         |                          | 0.3 |             |    |       | 16, 27                                |                        |
|                        | Water Pump Engine Coolant Level Sensor       | Replace                        |                          | 0.6 |             |    |       | 27                                    |                        |
|                        | Water Pump Engine Coolant Level Sight Glass  | Replace                        |                          | 0.7 |             |    |       | 27                                    |                        |
|                        | Water Pump Engine Coolant Hoses and Tubes    | Inspect                        | 0.3                      |     |             |    |       | 27                                    |                        |
|                        |  | Replace                        |                          | 1.0 |             |    |       | 27                                    |                        |
|                        | Water Pump Engine Coolant Pump               | Replace                        |                          |     |             |    |       | 27                                    |                        |
|                        | Water Pump Engine Cooling System             | Service                        |                          | 0.9 |             |    |       | 27, 9                                 |                        |
|                        |  | Pressure Test                  |                          |     |             |    |       | 6, 27                                 | B                      |
| 7630                   | Water Pump Engine Coolant Temperature Sensor | Replace                        |                          | 0.9 |             |    |       | 27                                    |                        |
|                        | Water Pump Engine Radiator                   | Replace                        |                          | 2.0 |             |    |       | 27                                    |                        |
|                        | PIPING, WATER AND FOAM                       |                                |                          |     |             |    |       |                                       |                        |
|                        | Bumper Turret Valve                          | Replace                        |                          | 1.5 |             |    |       | 27                                    |                        |
|                        | Coupling                                     | Replace                        |                          | 0.3 |             |    |       | 27                                    |                        |
|                        | NO. 1 Discharge Valve (Driver Side)          | Replace                        |                          | 1.0 |             |    |       | 27                                    |                        |
|                        | NO. 2 Discharge Valve (Driver Side)          | Replace                        |                          | 1.0 |             |    |       | 27                                    |                        |
|                        | NO. 3 Discharge Valve (Passenger Side)       | Replace                        |                          | 1.0 |             |    |       | 27                                    |                        |
|                        | NO. 4 Discharge Valve (Passenger Side)       | Replace                        |                          | 1.0 |             |    |       | 27                                    |                        |

**Table 1. Two-Level Maintenance Allocation Chart for TFFT. (Continued)**

| (1)<br>Group<br>Number | (2)<br>Component/<br>Assembly                     | (3)<br>Maintenance<br>Function | (4)<br>Maintenance Level |     |             |    |       | (5)<br>Tools<br>and Test<br>Equipment | (6)<br>Remarks<br>Code |
|------------------------|---|--------------------------------|--------------------------|-----|-------------|----|-------|---------------------------------------|------------------------|
|                        |   |                                | Field                    |     | Sustainment |    |       |                                       |                        |
|                        |   |                                | Unit                     |     | DS          | GS | Depot |                                       |                        |
|                        |   |                                | C                        | O   | F           | H  | D     |                                       |                        |
| 7635                   | Piping Assembly (Pipe Thread Sealing Compound)    | Replace                        |                          | 0.2 |             |    |       | 27                                    |                        |
|                        | Plumbing, Hoses, and Piping                       | Replace                        |                          | 1.5 |             |    |       | 27                                    |                        |
|                        | Pressure Reducing Valve, Driver's Pre-Connect "A" | Replace                        |                          | 0.7 |             |    |       | 27                                    |                        |
|                        | Pressure Reducing Valve, Driver's Pre-Connect "B" | Replace                        |                          | 0.7 |             |    |       | 27                                    |                        |
|                        | Tank-To-Pump Intake Valve (Driver Side)           | Replace                        |                          | 1.0 |             |    |       | 27                                    |                        |
|                        | Tank-To-Pump Intake Valve (Passenger Side)        | Replace                        |                          | 1.0 |             |    |       | 27                                    |                        |
|                        | Valve Driver Pre-Connect "A"                      | Replace                        |                          | 1.5 |             |    |       | 27                                    |                        |
|                        | Valve Driver Pre-Connect "B"                      | Replace                        |                          | 1.0 |             |    |       | 27                                    |                        |
|                        | SPECIAL PURPOSE BODY                              |                                |                          |     |             |    |       |                                       |                        |
|                        | Air Lift Bag Storage Box                          | Replace                        |                          | 0.5 |             |    |       | 27                                    |                        |
|                        | Air Vent Guard                                    | Replace                        |                          | 0.5 |             |    |       | 27                                    |                        |
|                        | Crew Cab Access Panels                            | Replace                        |                          | 0.6 |             |    |       | 27                                    |                        |
|                        | Crew Cab Assembly                                 | Replace                        |                          | 4.5 |             |    |       | 8, 27, 25                             |                        |
|                        | Crew Cab Bench Seat and Access Panel              | Replace                        |                          | 1.0 |             |    |       | 27                                    |                        |
|                        | Crew Cab Door/Door Hinge                          | Replace                        |                          | 1.2 |             |    |       | 27                                    |                        |
|                        |   | Adjust                         |                          |     |             |    |       | 27                                    |                        |
|                        | Crew Cab Door Handle                              | Replace                        |                          | 0.6 |             |    |       | 27                                    |                        |
|                        | Crew Cab Door Latch/Linkage                       | Replace                        |                          | 0.8 |             |    |       | 27                                    |                        |
|                        | Crew Cab Door Seal                                | Replace                        |                          | 0.5 |             |    |       | 27                                    |                        |
|                        | Crew Cab Door Window/Regulator                    | Replace                        |                          | 2.0 |             |    |       | 27                                    |                        |
|                        | Crew Cab Inner Door Panel                         | Replace                        |                          | 0.6 |             |    |       | 27                                    |                        |
|                        | Crew Cab Peep Window                              | Replace                        |                          | 0.5 |             |    |       | 27                                    |                        |
| Crew Cab Rifle Mount   | Replace   |                                | 0.3                      |     |             |    | 27    |                                       |                        |
| Crew Cab Roof Hatch    | Replace   |                                | 0.6                      |     |             |    | 27    |                                       |                        |



**Table 1. Two-Level Maintenance Allocation Chart for TFFT. (Continued)**

| (1)<br>Group<br>Number | (2)<br>Component/<br>Assembly                     | (3)<br>Maintenance<br>Function | (4)<br>Maintenance Level |     |             |    |       | (5)<br>Tools<br>and Test<br>Equipment | (6)<br>Remarks<br>Code |
|------------------------|---|--------------------------------|--------------------------|-----|-------------|----|-------|---------------------------------------|------------------------|
|                        |   |                                | Field                    |     | Sustainment |    |       |                                       |                        |
|                        |   |                                | Unit                     |     | DS          | GS | Depot |                                       |                        |
|                        |   |                                | C                        | O   | F           | H  | D     |                                       |                        |
|                        | Crew Cab Roof Hatch<br>Door Switch Guard          | Replace                        |                          | 0.3 |             |    |       | 27                                    |                        |
|                        | Crew Cab SCBA Seat                                | Replace                        |                          | 0.5 |             |    |       | 27                                    |                        |
|                        |   | Repair                         |                          | 1.0 |             |    |       | 27                                    |                        |
|                        | Driver Side and Passenger<br>Side Crew Cab Ladder | Replace                        |                          | 0.3 |             |    |       | 27                                    |                        |
|                        | Crew Cab Window                                   | Replace                        |                          | 2.0 |             |    |       | 27                                    |                        |
|                        | Crew Cab Vent Window                              | Replace                        |                          | 0.9 |             |    |       | 27                                    |                        |
|                        | Cross Divider                                     | Replace                        |                          | 0.3 |             |    |       | 27                                    |                        |
|                        | Decal and Data Plates                             | Replace                        |                          | 0.2 |             |    |       | 27                                    |                        |
|                        | Equipment (Ladder) Rack                           | Replace                        |                          | 1.3 |             |    |       | 27                                    |                        |
|                        | Gasoline Can Stowage<br>Compartment               | Replace                        |                          | 0.9 |             |    |       | 27                                    |                        |
|                        | Grab Handle                                       | Replace                        |                          | 0.3 |             |    |       | 27                                    |                        |
|                        | Heater Access Panel                               | Replace                        |                          | 0.2 |             |    |       | 27                                    |                        |
|                        | Hose Restraint Net                                | Replace                        |                          | 0.2 |             |    |       | 27                                    |                        |
|                        | Hose Bed Cover(s)                                 | Replace                        |                          | 1.0 |             |    |       | 27                                    |                        |
|                        | Hose Bed Divider                                  | Replace                        |                          | 0.5 |             |    |       | 27                                    |                        |
|                        | Hose Bed Grating                                  | Replace                        |                          | 0.5 |             |    |       | 27                                    |                        |
|                        | Loose Equipment (COEI)<br>Mounting Bracket        | Replace                        |                          | 0.3 |             |    |       | 27                                    |                        |
|                        | On-Board Tool Mounting<br>Bracket                 | Replace                        |                          | 0.5 |             |    |       | 27                                    |                        |
|                        | Passenger Seat                                    | Replace                        |                          | 0.3 |             |    |       | 27                                    |                        |
|                        | Passenger Seat Mount                              | Replace                        |                          | 0.3 |             |    |       | 27                                    |                        |
|                        |   | Repair                         |                          | 1.5 |             |    |       | 27                                    |                        |
|                        | Personnel Cab Rifle<br>Mount(s) and Door Strap    | Replace                        |                          | 0.3 |             |    |       | 27                                    |                        |
|                        | Personnel Cab SCBA Seat                           | Repair                         |                          | 1.0 |             |    |       | 27                                    |                        |
|                        | Personnel Cab Step                                | Replace                        |                          |     |             |    |       | 27                                    |                        |
|                        | Pneumatic Spring                                  | Replace                        |                          | 0.3 |             |    |       | 27                                    |                        |
|                        | Power Steering Pump                               | Modification                   |                          | 0.7 |             |    |       | 27                                    |                        |
|                        | Pre-Connect Nozzle<br>Storage Cups                | Replace                        |                          | 0.4 |             |    |       | 27                                    |                        |
|                        | Pre-Connect Roller<br>Assembly                    | Replace                        |                          | 0.4 |             |    |       | 27                                    |                        |
|                        | Pump House Access Door                            | Replace                        |                          |     |             |    |       | 27                                    |                        |
|                        | Pump House Panel A                                | Open/Close                     |                          |     |             |    |       | 27                                    |                        |

**Table 1. Two-Level Maintenance Allocation Chart for TFFT. (Continued)**

| (1)<br>Group<br>Number | (2)<br>Component/<br>Assembly                        | (3)<br>Maintenance<br>Function | (4)<br>Maintenance Level |      |             |    |       | (5)<br>Tools<br>and Test<br>Equipment | (6)<br>Remarks<br>Code |
|------------------------|--|--------------------------------|--------------------------|------|-------------|----|-------|---------------------------------------|------------------------|
|                        |  |                                | Field                    |      | Sustainment |    |       |                                       |                        |
|                        |  |                                | Unit                     |      | DS          | GS | Depot |                                       |                        |
|                        |  |                                | C                        | O    | F           | H  | D     |                                       |                        |
| 7636                   | Pump House Panels                                    | Replace                        |                          | 10.0 |             |    |       | 27                                    |                        |
|                        | Pump Operators Platform                              | Replace                        |                          | 0.3  |             |    |       | 27                                    |                        |
|                        | Rear Access Ladder                                   | Replace                        |                          | 0.3  |             |    |       | 27                                    |                        |
|                        | Rear Compartment<br>Mounting Brackets                | Replace                        |                          | 2.5  |             |    |       | 27                                    |                        |
|                        | Rear Compartment Utility<br>Tilt Tray                | Replace                        |                          | 1.5  |             |    |       | 27                                    |                        |
|                        | Rear Hard Lifts                                      | Replace                        |                          | 1.2  |             |    |       | 27                                    |                        |
|                        | Rear Splash Guard                                    | Replace                        |                          | 0.5  |             |    |       | 27                                    |                        |
|                        | Rear Work Platform                                   | Replace                        |                          | 1.1  |             |    |       | 27                                    |                        |
|                        | Roof Turret Roof Plumbing<br>Cover                   | Replace                        |                          | 0.3  |             |    |       | 27                                    |                        |
|                        | SCBA Seat Belt                                       | Inspect                        | 0.1                      |      |             |    |       | 27                                    |                        |
|                        |  | Replace                        |                          | 0.5  |             |    |       | 27                                    |                        |
|                        | Skid Plate Grille                                    | Replace                        |                          |      |             |    |       | 27                                    |                        |
|                        | Small Compartment Door                               | Replace                        |                          | 0.8  |             |    |       | 27                                    |                        |
|                        | Spreader Bar Bracket                                 | Replace                        |                          |      |             |    |       | 27                                    |                        |
|                        | Stowage Box  | Replace                        |                          | 0.5  |             |    |       | 27                                    |                        |
|                        | Stowage Compartment<br>Door Latch                    | Replace                        |                          | 0.8  |             |    |       | 27                                    |                        |
|                        | Stowage Compartment<br>Door                          | Replace                        |                          | 1.3  |             |    |       | 27                                    |                        |
|                        | Threaded Screw Insert                                | Replace                        |                          | 0.2  |             |    |       | 27                                    |                        |
|                        | Top Stowage<br>Compartment Door                      | Replace                        |                          | 0.6  |             |    |       | 27                                    |                        |
|                        | Transmission   | Replace                        |                          |      | 6.0         |    |       | 27                                    |                        |
|                        | Transmission Dipstick and<br>Tube                    | Replace                        |                          | 0.3  |             |    |       | 27                                    |                        |
|                        | Wheel Chocks Stowage<br>Compartment                  | Replace                        |                          | 0.5  |             |    |       | 27                                    |                        |
|                        | Windshield Deluge Pump<br>House Strainer Screen      | Replace                        |                          | 0.4  |             |    |       | 27                                    |                        |
|                        | Windshield Deluge System                             | Replace                        |                          | 0.8  |             |    |       | 27                                    |                        |
|                        | Wire Rope  | Replace                        |                          | 0.5  |             |    |       | 27                                    |                        |
|                        | MOUNTING BRACKETS,<br>FUEL TANK AND AIR<br>RESERVOIR |                                |                          |      |             |    |       |                                       |                        |
|                        | Fuel Tank Brackets                                   | Replace                        |                          | 1.0  |             |    |       | 8, 27, 9                              |                        |

**Table 1. Two-Level Maintenance Allocation Chart for TFFT. (Continued)**

| (1)<br>Group<br>Number                                | (2)<br>Component/<br>Assembly                    | (3)<br>Maintenance<br>Function | (4)<br>Maintenance Level |     |             |    |       | (5)<br>Tools<br>and Test<br>Equipment | (6)<br>Remarks<br>Code |  |
|---|--|--------------------------------|--------------------------|-----|-------------|----|-------|---------------------------------------|------------------------|--|
|   |  |                                | Field                    |     | Sustainment |    |       |                                       |                        |  |
|   |  |                                | Unit                     |     | DS          | GS | Depot |                                       |                        |  |
|   |  |                                | C                        | O   | F           | H  | D     |                                       |                        |  |
| 7639  | Roof Turret Mounting Plate                       | Replace                        |                          | 0.5 |             |    |       | 27                                    | A                      |  |
|   | Turret Bumper Mount                              | Replace                        |                          | 0.4 |             |    |       | 27                                    |                        |  |
|   | <b>FIXED FIRE FIGHTING EQUIPMENT</b>             |                                |                          |     |             |    |       |                                       |                        |  |
|   | Air Lines and Fittings                           | Replace                        |                          | 1.5 |             |    |       | 27                                    |                        |  |
|   | Bumper and Roof Turret Manifold Block            | Replace                        |                          | 0.8 |             |    |       | 27                                    |                        |  |
|   | Bumper Turret                                    | Replace                        |                          | 1.0 |             |    |       | 27                                    |                        |  |
|   |  | Repair                         |                          | 3.0 |             |    |       | 27                                    |                        |  |
|   | Bumper Turret Control                            | Replace                        |                          | 0.8 |             |    |       | 27                                    |                        |  |
|   | Bumper Turret Junction Box                       | Replace                        |                          | 1.0 |             |    |       | 27                                    |                        |  |
|   |  | Repair                         |                          | 2.0 |             |    |       | 27                                    |                        |  |
|   | Foam Cover and Water Tank Vent                   | Replace                        |                          | 0.8 |             |    |       | 27                                    |                        |  |
|   | Ground Sweeps                                    | Replace                        |                          | 3.5 |             |    |       | 27                                    |                        |  |
|   | Ground Sweeps Valve                              | Replace                        |                          | 1.5 |             |    |       | 27                                    |                        |  |
|   | Pre-Connect                                      | Replace                        |                          | 1.3 |             |    |       | 27                                    |                        |  |
|   | Pump Cooler (Dump-To-Ground) Valve               | Replace                        |                          | 0.3 |             |    |       | 27                                    |                        |  |
|   | Roof Turret, Automatic Drain Valve, and Controls | Replace                        |                          | 2.5 |             |    |       | 27                                    |                        |  |
|   | Roof Turret and Controls                         | Repair                         |                          | 6.5 |             |    |       | 27                                    |                        |  |
| Roof Turret Valve                                     | Replace  |                                | 0.6                      |     |             |    | 27    |                                       |                        |  |
| Windshield Deluge Shutoff Valve and Strainer Assembly | Replace  |                                | 1.2                      |     |             |    | 27    |                                       |                        |  |
| 7653  | <b>HYDRAULIC GENERATOR</b>                       |                                |                          |     |             |    |       |                                       |                        |  |
|   | Hydraulic Generator Cables                       | Replace                        |                          | 1.0 |             |    |       | 27                                    |                        |  |
|   | Hydraulic Generator Compensator                  | Replace                        |                          | 0.8 |             |    |       | 27                                    |                        |  |
|   |  | Adjust                         |                          | 0.4 |             |    |       | 27                                    |                        |  |
|   | Hydraulic Generator Digital Display Module       | Replace                        |                          | 0.5 |             |    |       | 27                                    |                        |  |
| Hydraulic Generator Hoses                             | Replace  |                                | 0.5                      |     |             |    | 27    |                                       |                        |  |

**Table 1. Two-Level Maintenance Allocation Chart for TFFT. (Continued)**

| (1)<br>Group<br>Number | (2)<br>Component/<br>Assembly                    | (3)<br>Maintenance<br>Function | (4)<br>Maintenance Level |     |             |    |       | (5)<br>Tools<br>and Test<br>Equipment | (6)<br>Remarks<br>Code |
|------------------------|--|--------------------------------|--------------------------|-----|-------------|----|-------|---------------------------------------|------------------------|
|                        |  |                                | Field                    |     | Sustainment |    |       |                                       |                        |
|                        |  |                                | Unit                     |     | DS          | GS | Depot |                                       |                        |
|                        |  |                                | C                        | O   | F           | H  | D     |                                       |                        |
| 7655                   | Hydraulic Generator Oil Cooler Fan               | Replace                        |                          | 0.8 |             |    |       | 27                                    |                        |
|                        | Hydraulic Generator Oil                          | Drain/Fill                     |                          | 0.2 |             |    |       | 27                                    |                        |
|                        | Hydraulic Generator Oil Filter                   | Replace                        |                          | 0.1 |             |    |       | 27                                    |                        |
|                        | Hydraulic Generator Oil Filter Base              | Replace                        |                          | 0.4 |             |    |       | 27                                    |                        |
|                        | Hydraulic Generator Motor                        | Replace                        |                          | 1.6 |             |    |       | 27                                    |                        |
|                        | Hydraulic Generator                              | Replace                        |                          | 2.5 |             |    |       | 27                                    |                        |
|                        | Hydraulic Generator Boost Unit Assembly          | Replace                        |                          | 0.5 |             |    |       | 27                                    |                        |
|                        | Hydraulic Generator Reservoir Breather           | Replace                        |                          | 0.1 |             |    |       | 27                                    |                        |
|                        | Hydraulic Generator Reservoir Fluid Level Gauge  | Replace                        |                          | 0.5 |             |    |       | 27                                    |                        |
|                        | Hydraulic Generator Reservoir                    | Replace                        |                          | 0.9 |             |    |       | 27                                    |                        |
|                        | Hydraulic Generator Reservoir Strainer           | Replace                        |                          | 0.3 |             |    |       | 27                                    |                        |
|                        | Hydraulic Generator Reservoir Temperature Sensor | Replace                        |                          | 0.1 |             |    |       | 27                                    |                        |
|                        | Hydraulic System                                 | Bleed                          |                          | 0.4 |             |    |       | 27                                    |                        |
|                        | Power Take Off (PTO)                             | Replace                        |                          | 2.0 |             |    |       | 27                                    |                        |
|                        | Power Take Off (PTO) Pump                        | Replace                        |                          | 1.0 |             |    |       | 27                                    |                        |
|                        | PTO Solenoid and Pressure Switch                 | Replace                        |                          | 0.5 |             |    |       | 27                                    |                        |
|                        | MISCELLANEOUS WINTERIZATION EQUIPMENT            |                                |                          |     |             |    |       |                                       |                        |
|                        | Crew Cab Insulation                              | Replace                        |                          | 2.0 |             |    |       | 27                                    |                        |
|                        | Heat Trace Junction Box                          | Replace                        |                          | 0.8 |             |    |       | 27                                    |                        |
|                        | Heat Trace Thermostat                            | Replace                        |                          | 0.6 |             |    |       | 27                                    |                        |
| Piping Heat Trace      | Replace  |                                | 0.5                      |     |             |    | 27    |                                       |                        |
| Plumbing Insulation    | Replace  |                                | 0.6                      |     |             |    | 27    |                                       |                        |

**Table 2. Tools and Test Equipment for TFFT.**

| <b>Tool or Test Equipment</b> | <b>Maintenance Level</b> | <b>Nomenclature</b>                      | <b>National Stock Number</b> | <b>Tool Number</b> |
|-------------------------------|--------------------------|--|------------------------------|--------------------|
| 1                             | F                        | Assembly Tool                            |                              | Deutz 030-1391     |
| 2                             | O                        | Assembly Tool for Coolant Thermostat     |                              | Deutz 030-1224     |
| 3                             | F                        | Cap Set, Protective                      | 5340-00-450-5718             | 10935405           |
| 4                             | F                        | Compression Tester                       | 6625-01-324-3625             | Deutz 030-1056     |
| 5                             | F                        | Compression Tester Connector             |                              | Deutz 030-1192     |
| 6                             | O                        | Cooling System Pressure Tester           |                              | Deutz 030-1306     |
| 7                             | F                        | Core Plug Remover/Installer              | 5120-01-130-8864             | J-23019            |
| 8                             | F                        | Crew Cab Lifting Fixture                 |                              | 1404026            |
| 9                             | D                        | Drain Pan (17942)                        | 4910-00-387-9592             |                    |
| 10                            | F                        | Drill, Electric, Portable 1/4 in.        | 5130-00-889-8993             | 1070               |
| 11                            | F                        | Drill Set, Twist                         | 5133-00-449-6775             | GGG-D-751          |
| 12                            | F                        | Engine Turning Gear                      |                              | Deutz 030-1307     |
| 13                            | F                        | Extractor Handle, Injector               |                              | Deutz 003-0536     |
| 14                            | F                        | Extractor, Injector                      |                              | Deutz 003-0463     |
| 15                            | F                        | Feeler Gauge                             |                              |                    |
| 16                            | O                        | Gauge, Belt Tensioner                    | 6635-01-093-3710             | J-23600            |
| 17                            | F                        | Glow Plug Tool                           |                              | Deutz 030-1209     |
| 18                            | F                        | Injector Assembly Tool                   |                              | Deutz 030-1215     |
| 19                            | F                        | Injector Nozzle Tester                   |                              | Deutz 030-3345     |
| 20                            | O                        | Installation Tool, AVK                   | 5120-01-528-5343             | AA184-1032         |
| 21                            | F                        | Lead Set, Test                           | 6625-01-518-5310             | GM2528A            |
| 22                            | F                        | Leak Detector, Refrigerant               | 1290-01-077-2418             | TIFXL-1A           |
| 23                            | F                        | Leak Test Kit                            |                              |                    |
| 24                            | F                        | Reclaimer, Refrigerant                   | 4250-01-396-8928             | EEAC318A           |
| 25                            | F                        | Standard Automotive Tool Set (SATS)      | 4910-01-490-6453             | SC4910-95-A81      |
| 26                            | F                        | Tool Kit, Blind Rivet                    | 5180-01-201-4978             | D-100-MIL-1        |
| 27                            | O                        | Tool Kit, General Mechanic's: Automotive | 5180-01-483-0249             | 12B470000-1        |
| 28                            | F                        | Torx Tool Kit                            |                              | Deutz 030-1089     |
| 29                            | F                        | Valve Spring Assembly Lever (Deutz)      |                              | Deutz 030-1088     |

**Table 2. Tools and Test Equipment for TFFT. (Continued)**

| <b>Tool or Test Equipment</b> | <b>Maintenance Level</b> | <b>Nomenclature</b>           | <b>National Stock Number</b> | <b>Tool Number</b> |
|-------------------------------|--------------------------|-------------------------------|------------------------------|--------------------|
| 30                            | F                        | Water Pump Engine Removal Kit |                              | 397589             |
| 31                            |                          | Water Tank Lift Kit (TFFT)    |                              |                    |

**Table 3. Remarks for TFFT.**

| <b>Remark Code</b> | <b>Remarks</b>  |
|--------------------|---|
| A                  | No specific times established. Times required for replacement or repair will depend on extent of work required. |
| B                  | No specific times established. Times required for test will depend on extent of testing required.               |

**END OF WORK PACKAGE**

---

**FIELD LEVEL MAINTENANCE**
**COMPONENTS OF END ITEM (COEI) AND BASIC ISSUE ITEMS (BII)**


---

**SCOPE**

This work package lists COEI and BII for the TFFT to help you inventory items for safe and efficient operation of the equipment.

**GENERAL**

The COEI and BII information is divided into the following lists:

**Components of End Item (COEI).** This list is for information purposes only and is not authority to requisition replacements. These items are part of the TFFT. As part of the end item, these items must be with the end item whenever it is issued or transferred between property accounts. Items of COEI are removed and separately packaged for transportation or shipment only when transferred between property accounts. Items of COEI are removed and separately packaged for transportation or shipment only when necessary. Illustrations are furnished to help you find and identify the items.

**Basis Issue Items (BII).** These essential items are required to place the TFFT into operation, operate it, and to do emergency repairs. Although shipped separately packaged, BII must be with the TFFT during operation and when it is transferred between property accounts. Listing these items is your authority to request/requisition them for replacement based on authorization of the end item by the TOE/MTOE. Illustrations are furnished to help you find and identify the items.

**EXPLANATION OF COLUMNS IN THE COEI LIST AND BII LIST**

**Column (1) Item Number.** Indicates the reference number of the item listed.

**Column (2) National Stock Number (NSN).** Identifies the National Stock Number (NSN) of the item to be used for requisitioning purposes.

**Column (3) Description, Part Number/(CAGEC).** Identifies the Federal Item Name, followed by a minimum description when needed. The last line below the description is the part number and the Commercial and Government Entity Code (CAGEC) (in parentheses).

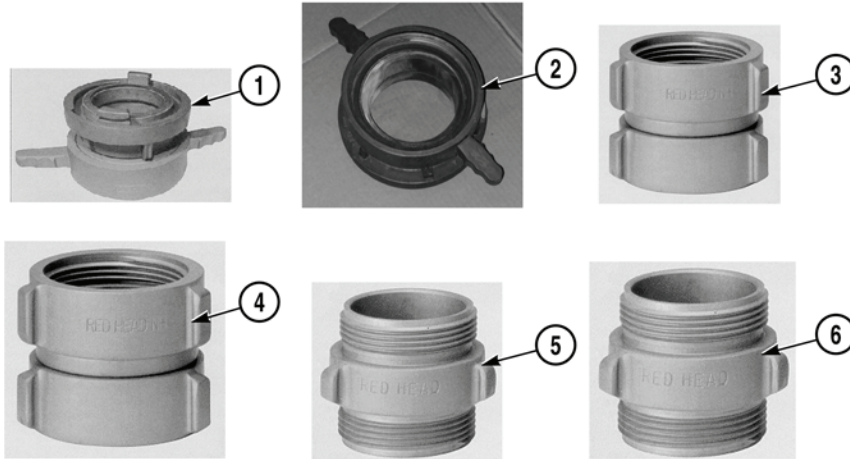
**Column (4) Usable on Code.** When applicable, identifies a code if the item you need is not the same for different models of equipment. If no code is entered in this column, item is used on all models. These codes are identified as:

| Code | Used On |
|------|---------|
| FFT  | M1142   |

**Column (5) U/I.** Unit of Issue (U/I) indicates the physical measurement or count of the item as issued per the National Stock Number (NSN) shown in column (2).

**Column (6) Qty. Req.** Indicates the quantity of the item required to be used with/on vehicle.


**Table 1. Components of End Item.**



| (1)<br>Item<br>Number | (2)<br>National Stock Number<br>(NSN) | (3)<br>Description, Part Number/(CAGEC)                       | (4)<br>Usable<br>On Code | (5)<br>U/I | (6)<br>Qty.<br>Rqr. |
|-----------------------|---------------------------------------|---|--------------------------|------------|---------------------|
| 1                     | 4210-01-518-1282                      | Adapter, 5.0 in. Storz x 2.5 in. FNST, 1226461 (04664)        |                          | EA         | 1                   |
| 2                     | 4730-01-518-0467                      | Adapter, 5.0 in. Storz x 5.0 in. FNST, 1268359 (04664)        |                          | EA         | 1                   |
| 3                     | 4210-01-518-1288                      | Adapter, Female, Double, Swivel, 1.5 in. NST, 1226963 (04664) |                          | EA         | 2                   |
| 4                     | 4210-01-518-1290                      | Adapter, Female, Double, Swivel, 2.5 in. NST, 1226964 (04664) |                          | EA         | 2                   |
| 5                     | 4210-01-518-1285                      | Adapter, Male, Double Threaded, 1.5 in. NST, 1226967 (04664)  |                          | EA         | 2                   |
| 6                     | 4210-01-518-1284                      | Adapter, Male, Double Threaded, 2.5 in. NST, 1226968 (04664)  |                          | EA         | 2                   |




Table 1. Components of End Item. (Continued)




| (1)<br>Item<br>Number | (2)<br>National Stock Number<br>(NSN) | (3)<br>Description, Part Number/(CAGEC)           | (4)<br>Usable<br>On Code | (5)<br>U/I | (6)<br>Qty.<br>Rqr. |
|-----------------------|---------------------------------------|---|--------------------------|------------|---------------------|
| 7                     | 5120-01-317-3147                      | Air Lifting Bags Kit,<br>890351 (30978)           |                          | EA         | 1                   |
| 8                     | 4240-01-518-6839                      | Ax, Pry, w/Leather Belt,<br>1234073 (04664)       |                          | EA         | 1                   |
| 9                     | 4210-01-517-3383                      | Ax, Pulaski, WPL, 35 in. Handle,<br>WPL-4 (41559) |                          | EA         | 2                   |
| 10                    | 5110-01-524-4634                      | Ax, Single Bit,<br>FHY-8 (IFGA9)                  |                          | EA         | 1                   |
| 11                    | 4210-01-517-3986                      | Ax, Pick Head,<br>PHY-8 (41559)                   |                          | EA         | 1                   |

Table 1. Components of End Item. (Continued)




| (1)<br>Item<br>Number | (2)<br>National Stock Number<br>(NSN) | (3)<br>Description, Part Number/(CAGEC)                     | (4)<br>Usable<br>On Code | (5)<br>U/I | (6)<br>Qty.<br>Rqr. |
|-----------------------|---------------------------------------|---|--------------------------|------------|---------------------|
| 12                    | 653001K758259                         | Backboard,<br>1364839 (04664)                               |                          | EA         | 1                   |
| 13                    | 6510-01-242-2271                      | Blanket, Burn, Water Gel, 6 ft. x 5 ft.,<br>P7260-4 (1BJ97) |                          | EA         | 1                   |
| 14                    | 4210-01-518-1281                      | Chain Kit, Rescue,<br>1182874 (04664)                       |                          | EA         | 1                   |
| 15                    | 3695-01-517-4267                      | Chain Saw, 20 in. Bar, w/Guard,<br>CE2171RS/D8 (41599)      |                          | EA         | 1                   |

Table 1. Components of End Item. (Continued)




| (1)<br>Item<br>Number | (2)<br>National Stock Number<br>(NSN) | (3)<br>Description, Part Number/(CAGEC)                  | (4)<br>Usable<br>On Code | (5)<br>U/I | (6)<br>Qty.<br>Rqr. |
|-----------------------|---------------------------------------|--|--------------------------|------------|---------------------|
| 16                    | 5130-01-524-2760                      | Chisel Kit, Air (Air Hammer),<br>911-RK (50013)          |                          | EA         | 1                   |
| 17                    | 2540-01-518-1001                      | Chock, Wheel, Zico, Folding,<br>SAC-44-ME (51010)        |                          | EA         | 2                   |
| 18                    | 4210-01-114-6005                      | Clamp, Fire Hose, Shut Off,<br>0588-0P-0-1-19-0 (00912)  |                          | EA         | 1                   |
| 19                    | 4210-00-900-8557                      | Crash and Rescue Tool Kit,<br>C1F-CRK5 (61125)           |                          | EA         | 1                   |
| 20                    | 4240-01-518-5438                      | Cribbing, Kit, Plastic, Black,<br>AM187 USAR KIT (5B337) |                          | EA         | 1                   |
| 21                    | 5120-00-224-1344                      | Crowbar,<br>5995A24 (39428)                              |                          | EA         | 1                   |

Table 1. Components of End Item. (Continued)




| (1)<br>Item<br>Number | (2)<br>National Stock Number<br>(NSN) | (3)<br>Description, Part Number/(CAGEC)                       | (4)<br>Usable<br>On Code | (5)<br>U/I | (6)<br>Qty.<br>Rqr. |
|-----------------------|---------------------------------------|---|--------------------------|------------|---------------------|
| 22                    | 5110-01-518-9737                      | Cutters, Bolt, Zico,<br>UCC-30 (51010)                        |                          | EA         | 1                   |
| 23                    | 5110-01-191-9598                      | Cutters, Cable, Hand-Operated,<br>63041 (75347)               |                          | EA         | 1                   |
| 24                    | 6665-01-518-6859                      | Detector, Portable, Millennium,<br>973-621-916 (04664)        |                          | EA         | 1                   |
| 25                    | 4210-00-202-7858                      | Extinguisher, CO <sub>2</sub> Fire, 15 lb.,<br>15KS-3 (0KDP7) |                          | EA         | 1                   |
| 26                    | 4210-00-257-5343                      | Extinguisher, Fire, Dry Chemical, 20 lb.,<br>1182627 (03670)  |                          | EA         | 1                   |
| 27                    | 4210-00-160-5632                      | Extinguisher, Fire, Water 2.5 gal,<br>1182873 (03670)         |                          | EA         | 1                   |
| 28                    | 4140-01-517-7763                      | Fan, Positive Pressure,<br>GF164SE (0SHJ6)                    |                          | EA         | 1                   |

Table 1. Components of End Item. (Continued)




| (1)<br>Item<br>Number | (2)<br>National Stock Number<br>(NSN) | (3)<br>Description, Part Number/(CAGEC)             | (4)<br>Usable<br>On Code | (5)<br>U/I | (6)<br>Qty.<br>Rqr. |
|-----------------------|---------------------------------------|---|--------------------------|------------|---------------------|
| 29                    | 4210-01-518-5315                      | Forestry Fire Tool "McLeod,"<br>AJ463 (15852)       |                          | EA         | 2                   |
| 30                    | 7240-01-518-7169                      | Gas Can, Steel,<br>1371261 (04664)                  |                          | EA         | 2                   |
| 31                    | 5110-01-518-9740                      | Glass Cutting and Removal Tool,<br>AB885 (15852)    |                          | EA         | 1                   |
| 32                    | 5120-01-395-7228                      | Hammer, Sledge,<br>BD-12 (76732)                    |                          | EA         | 2                   |
| 33                    | 5120-01-518-6795                      | Hook Trash, 6 ft., w/D-Handle,<br>1365155 (0HXV5)   |                          | EA         | 1                   |
| 34                    | 5120-01-503-4770                      | Hooligan Tool,<br>22-000600 (30978)                 |                          | EA         | 1                   |
| 35                    |                                       | Hose, Assembly, Foam Tank Drain<br>1405849 (30978)  |                          | EA         | 1                   |
| 36                    | 4210-01-518-0981                      | Hose Assembly, Hi Combat, Green,<br>1212149 (30978) |                          | EA         | 4                   |

Table 1. Components of End Item. (Continued)




| (1)<br>Item<br>Number | (2)<br>National Stock Number<br>(NSN) | (3)<br>Description, Part Number/(CAGEC)                  | (4)<br>Usable<br>On Code | (5)<br>U/I | (6)<br>Qty.<br>Rqr. |
|-----------------------|---------------------------------------|--|--------------------------|------------|---------------------|
| 37                    | 4210-01-518-0993                      | Hose Assembly, Hi Combat, Green, 1212180 (30978)         |                          | EA         | 2                   |
| 38                    | 4720-01-519-8971                      | Hose Assembly, Hi Combat, Yellow, 1365215 (04664)        |                          | EA         | 4                   |
| 39                    | 4720-01-517-8971                      | Hose Assembly, Hi Combat, Yellow, 1365215 (04664)        |                          | EA         | 2                   |
| 40                    | 4210-01-518-0992                      | Hose Assembly, Hi Combat, White, 1212097 (04664)         |                          | EA         | 24                  |
| 41                    | 4210-01-518-0415                      | Hose Set, 30 ft., 1181202 (04664)                        |                          | EA         | 1                   |
| 42                    | 4210-01-127-7835                      | Ladder, 2 Section, Duo-Safety, 24 ft., 900-A-24 (18847)  |                          | EA         | 1                   |
| 43                    | 4210-00-160-5622                      | Ladder, Folding, Duo-Safety, 10 ft., 30-0012-010 (04664) |                          | EA         | 1                   |

Table 1. Components of End Item. (Continued)



| (1)<br>Item<br>Number | (2)<br>National Stock Number<br>(NSN) | (3)<br>Description, Part Number/(CAGEC)                | (4)<br>Usable<br>On Code | (5)<br>U/I | (6)<br>Qty.<br>Rqr. |
|-----------------------|---------------------------------------|--|--------------------------|------------|---------------------|
| 44                    | 4210-01-127-7836                      | Ladder, Roof, Duo-Safety, 14 ft.,<br>775A-14 (18847)   |                          | EA         | 1                   |
| 45                    | 6230-01-516-9420                      | Light, Hand, Streamlight Litebox,<br>61-1300 (04664)   |                          | EA         | 4                   |
| 46                    |                                       | Light, Portable,<br>L763 (15852)                       |                          | EA         | 2                   |
| 47                    | 5120-00-243-2395                      | Mattock, Pick,<br>11677022 (19207)                     |                          | EA         | 2                   |
| 48                    | 4210-01-518-5442                      | Monitor Package, Nozzle, Tips,<br>1212828 (04664)      |                          | EA         | 1                   |
| 49                    | 4210-01-518-2594                      | Nozzle, Auto, Handline, Play Pipe,<br>H-2BLITZ (5M752) |                          | EA         | 1                   |

**Table 1. Components of End Item. (Continued)**



| (1)<br>Item<br>Number | (2)<br>National Stock Number<br>(NSN) | (3)<br>Description, Part Number/(CAGEC)                     | (4)<br>Usable<br>On Code | (5)<br>U/I | (6)<br>Qty.<br>Rqr. |
|-----------------------|---------------------------------------|---|--------------------------|------------|---------------------|
| 50                    | 4210-01-322-6341                      | Nozzle, Auto, Handline,<br>H-VPGI (5M752)                   |                          | EA         | 2                   |
| 51                    | 4210-01-518-2599                      | Nozzle, Auto Handline, w/Grip,<br>H-2VPG1 (5M752)           |                          | EA         | 1                   |
| 52                    | 4210-01-333-8648                      | Nozzle, Automatic, Ultimatic, w/Grip,<br>BGH125 (5M752)     |                          | EA         | 1                   |
| 53                    | 4210-01-518-2568                      | Nozzle, Piercing, Task Force,<br>S-PN (5M337)               |                          | EA         | 1                   |
| 54                    | 5120-01-160-8062                      | Pike Pole, Fiberglass, 32 in.,<br>CH-32PC (51010)           |                          | EA         | 1                   |
| 55                    | 5120-01-518-4478                      | Pike Pole, Fiberglass, 6 ft., Zico,<br>4035-145-000 (51010) |                          | EA         | 1                   |
| 56                    | 5120-01-160-5631                      | Pike Pole, Fiberglass, 10 ft., Zico,<br>10FP (18847)        |                          | EA         | 1                   |

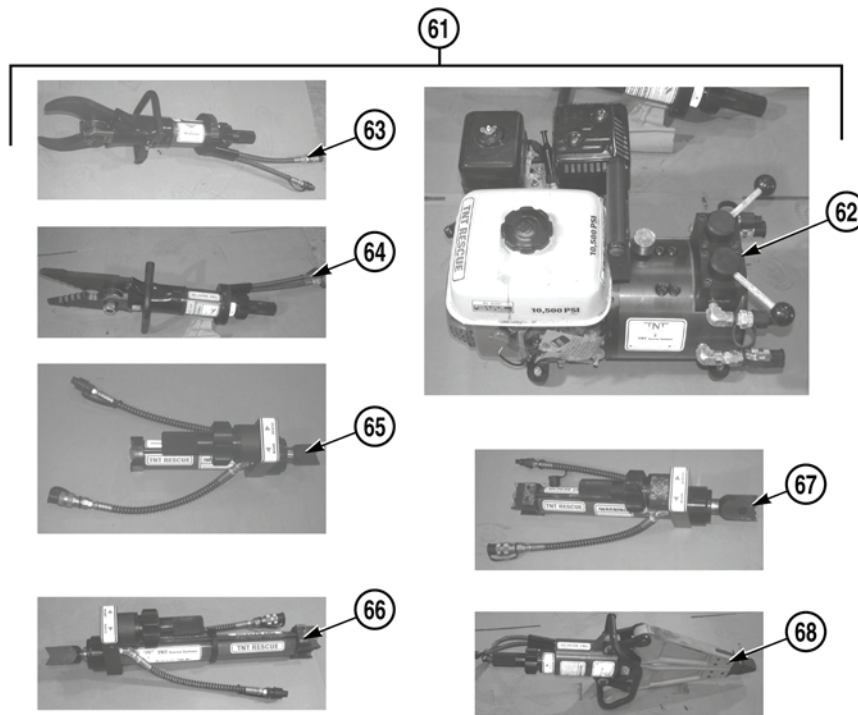


**Table 1. Components of End Item. (Continued)**




| (1)<br>Item<br>Number | (2)<br>National Stock Number<br>(NSN) | (3)<br>Description, Part Number/(CAGEC)                    | (4)<br>Usable<br>On Code | (5)<br>U/I | (6)<br>Qty.<br>Rqr. |
|-----------------------|---------------------------------------|--|--------------------------|------------|---------------------|
| 57                    | 4210-01-518-2585                      | Play Pipe, Nozzle, Fire Hose,<br>B-278-L (20266)           |                          | EA         | 1                   |
| 58                    | 4210-01-518-0428                      | Plug, 2.5 in., w/Chain,<br>1213493 (04664)                 |                          | EA         | 1                   |
| 59                    | 4210-00-160-9855                      | Plug, 2.5 in. NST, Cast, w/Air Fitting,<br>110999A (45152) |                          | EA         | 1                   |
| 60                    | 5820-01-518-2921                      | Radio, Two-Way, FM W,<br>HT1250 (0B1A3)                    |                          | EA         | 4                   |

Table 1. Components of End Item. (Continued)




| (1)<br>Item<br>Number | (2)<br>National Stock Number<br>(NSN) | (3)<br>Description, Part Number/(CAGEC)           | (4)<br>Usable<br>On Code | (5)<br>U/I | (6)<br>Qty.<br>Rqr. |
|-----------------------|---------------------------------------|---|--------------------------|------------|---------------------|
| 61                    | 4210-01-248-8551                      | Rescue and Salvaging Kit, Hydraulic               |                          | EA         | 1                   |
| 62                    | 4320-01-249-6292                      | • BT-6.5 Hydraulic Power Unit,<br>50100 (82488)   |                          | EA         | 1                   |
| 63                    | 4240-01-237-2241                      | • C-20 Cutter, TNT,<br>1181193 (04664)            |                          | EA         | 1                   |
| 64                    | 4240-01-248-8540                      | • CC-20 Combination Tool, TNT,<br>1181196 (04664) |                          | EA         | 1                   |
| 65                    | 4320-01-517-2885                      | • R-20 Ram TNT,<br>1181200 (04664)                |                          | EA         | 1                   |
| 66                    | 4320-01-253-7444                      | • R-30 Ram TNT,<br>30RAM (82488)                  |                          | EA         | 1                   |
| 67                    | 4320-01-253-1443                      | • R-40 Ram TNT,<br>40RAM (82488)                  |                          | EA         | 1                   |
| 68                    | 5130-01-518-7424                      | • S-100-32 Spreader, TNT,<br>1181195 (04664)      |                          | EA         | 1                   |

Table 1. Components of End Item. (Continued)




| (1)<br>Item<br>Number | (2)<br>National Stock Number<br>(NSN) | (3)<br>Description, Part Number/(CAGEC)                     | (4)<br>Usable<br>On Code | (5)<br>U/I | (6)<br>Qty.<br>Rqr. |
|-----------------------|---------------------------------------|---|--------------------------|------------|---------------------|
| 69                    |                                       | Retriever RT,<br>1365643 (04664)                            |                          | EA         | 1                   |
| 70                    | 4020-01-518-3795                      | Rope, 0.50 in. Diameter,<br>1181205 (04664)                 |                          | EA         | 2                   |
| 71                    | 8105-01-520-6394                      | Rope, Bag, 0.50 in. Diameter,<br>Z110 (5B337)               |                          | EA         | 2                   |
| 72                    | 5130-00-134-1207                      | Saw, Circular, Blade, w/Toolbox,<br>K-12FD9514MK55K (30978) |                          | EA         | 1                   |
| 73                    | 5130-01-444-7017                      | Reciprocating Saw, 18 V Cordless,<br>6515-21 (40817)        |                          | EA         | 1                   |
| 74                    | 6140-01-518-2971                      | Reciprocating Saw, Replacement, Battery<br>4PD99 (41559)    |                          | EA         | 1                   |
| 75                    | 5130-01-518-4823                      | Reciprocating Saw, Replacement Blade,<br>1231194 (04664)    |                          | EA         | 1                   |

Table 1. Components of End Item. (Continued)



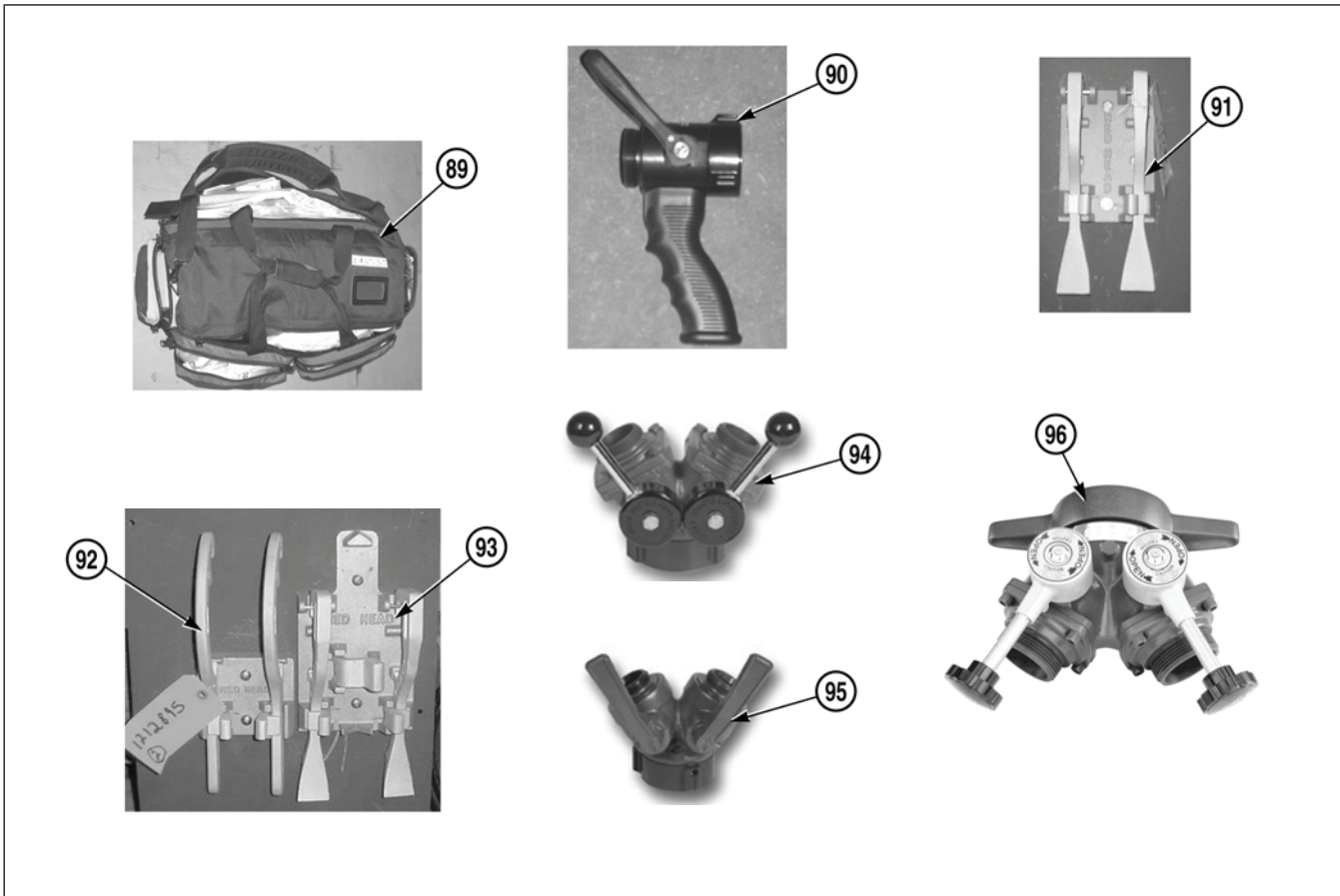
| (1)<br>Item<br>Number | (2)<br>National Stock Number<br>(NSN) | (3)<br>Description, Part Number/(CAGEC)              | (4)<br>Usable<br>On Code | (5)<br>U/I | (6)<br>Qty.<br>Rqr. |
|-----------------------|---------------------------------------|--|--------------------------|------------|---------------------|
| 76                    | 5120-01-518-4476                      | Shovel, Hand, Long Handle,<br>SP-2-D (51010)         |                          | EA         | 2                   |
| 77                    | 5120-00-293-3336                      | Shovel, Hand, Long Handle,<br>11655784 (19207)       |                          | EA         | 2                   |
| 78                    | 4210-01-518-0908                      | Siamese 2-2.5 in. FNST x 4 in. FNST,<br>1267 (00912) |                          | EA         | 1                   |
| 79                    | 6530-01-265-3583                      | Sked, Extraction Device,<br>SK-300 (72446)           |                          | EA         | 1                   |
| 80                    | 6515-01-476-2311                      | Splint Kit, Air,<br>91150036 (17365)                 |                          | EA         | 1                   |
| 81                    |                                       | Spreader Bar, Lifting Kit,<br>(04664)                |                          | EA         | 1                   |

Table 1. Components of End Item. (Continued)




| (1)<br>Item<br>Number | (2)<br>National Stock Number<br>(NSN) | (3)<br>Description, Part Number/(CAGEC)                    | (4)<br>Usable<br>On Code | (5)<br>U/I | (6)<br>Qty.<br>Rqr. |
|-----------------------|---------------------------------------|--|--------------------------|------------|---------------------|
| 82                    | 4210-01-518-5335                      | Strainer, Suction, Low Level, QD-500-NST (51010)           |                          | EA         | 2                   |
| 83                    | 4210-01-518-5302                      | Strap, Hose and Ladder, 78 (00912)                         |                          | EA         | 4                   |
| 84                    | 4210-01-518-0984                      | Suction Hose, Soft, 5 in. x 15 ft., 1365350 (04664)        |                          | EA         | 1                   |
| 85                    | 4210-01-518-0990                      | Suction Hose, Hard, CRRGTD 5 in. x 10 ft., 33-1035 (04664) |                          | EA         | 2                   |
| 86                    | 2540-01-516-6916                      | Tarpaulin, Vinyl-Nylon, 12 ft. x 14 ft., 1182623 (04664)   |                          | EA         | 1                   |
| 87                    | 2540-01-517-3687                      | Tarpaulin, Vinyl-Nylon, 14 ft. x 18 ft., 1182624 (04664)   |                          | EA         | 1                   |
| 88                    | 4210-01-517-6653                      | Tips, Triple Stacked, TFT, FS-3STACK (5M752)               |                          | EA         | 1                   |

Table 1. Components of End Item. (Continued)




| (1)<br>Item<br>Number | (2)<br>National Stock Number<br>(NSN) | (3)<br>Description, Part Number/(CAGEC)                       | (4)<br>Usable<br>On Code | (5)<br>U/I | (6)<br>Qty.<br>Rqr. |
|-----------------------|---------------------------------------|---|--------------------------|------------|---------------------|
| 89                    | 6545-01-519-5709                      | Trauma Kit O <sup>2</sup> Pro-To-Go, Plus,<br>1231132 (04664) |                          | EA         | 1                   |
| 90                    | 4210-01-518-0908                      | Valve, 1.5 in., w/Grip,<br>1267 (00912)                       |                          | EA         | 1                   |
| 91                    | 5120-01-518-8132                      | Wrench Set Spanner, Redhead,<br>146-2 (8T694)                 |                          | EA         | 1                   |
| 92                    | 5120-01-518-6794                      | Wrench Set, Spanner, Redhead,<br>148-3 (8T694)                |                          | EA         | 2                   |
| 93                    | 5120-01-518-6793                      | Wrench Set, Spanner, Redhead,<br>S-146-2 (8T694)              |                          | EA         | 2                   |
| 94                    | 4730-01-518-0234                      | Wye, Gated, 2.5 in. x (2) 1.5 in.,<br>03020 (00912)           |                          | EA         | 1                   |
| 95                    | 4730-01-518-0386                      | Wye, Gated, 1.5 in. x (2) 1.5 in.,<br>2580 (00912)            |                          | EA         | 1                   |
| 96                    | 4810-01-261-7936                      | Wye, Gated, 2.5 in. x (2) 2.5 in.,<br>B-97A-2-2½-4½ F (20266) |                          | EA         | 1                   |

Table 2. Basic Issue Items.



| (1)<br>Item<br>Number | (2)<br>National Stock Number<br>(NSN) | (3)<br>Description, Part Number/(CAGEC)           | (4)<br>Usable<br>On Code | (5)<br>U/I | (6)<br>Qty.<br>Rqr. |
|-----------------------|---------------------------------------|---|--------------------------|------------|---------------------|
| 1                     |                                       | Toolbox Kit, Metal,<br>1366124                    |                          | EA         | 1                   |
| 2                     | 4930-00-253-2478                      | • Grease Gun, Hand-Operated,<br>8F9866 (11083)    |                          | EA         | 1                   |
| 3                     | 5120-00-335-1477                      | • Hammer, Hand, Ball-Peen 1 lb.,<br>BP16B (55719) |                          | EA         | 2                   |
| 4                     | 5120-00-293-3399                      | • Rubber Mallet,<br>293-3399 (80204)              |                          | EA         | 2                   |
| 5                     |                                       | Toolbox, Metal,<br>1179287                        |                          | EA         | 1                   |

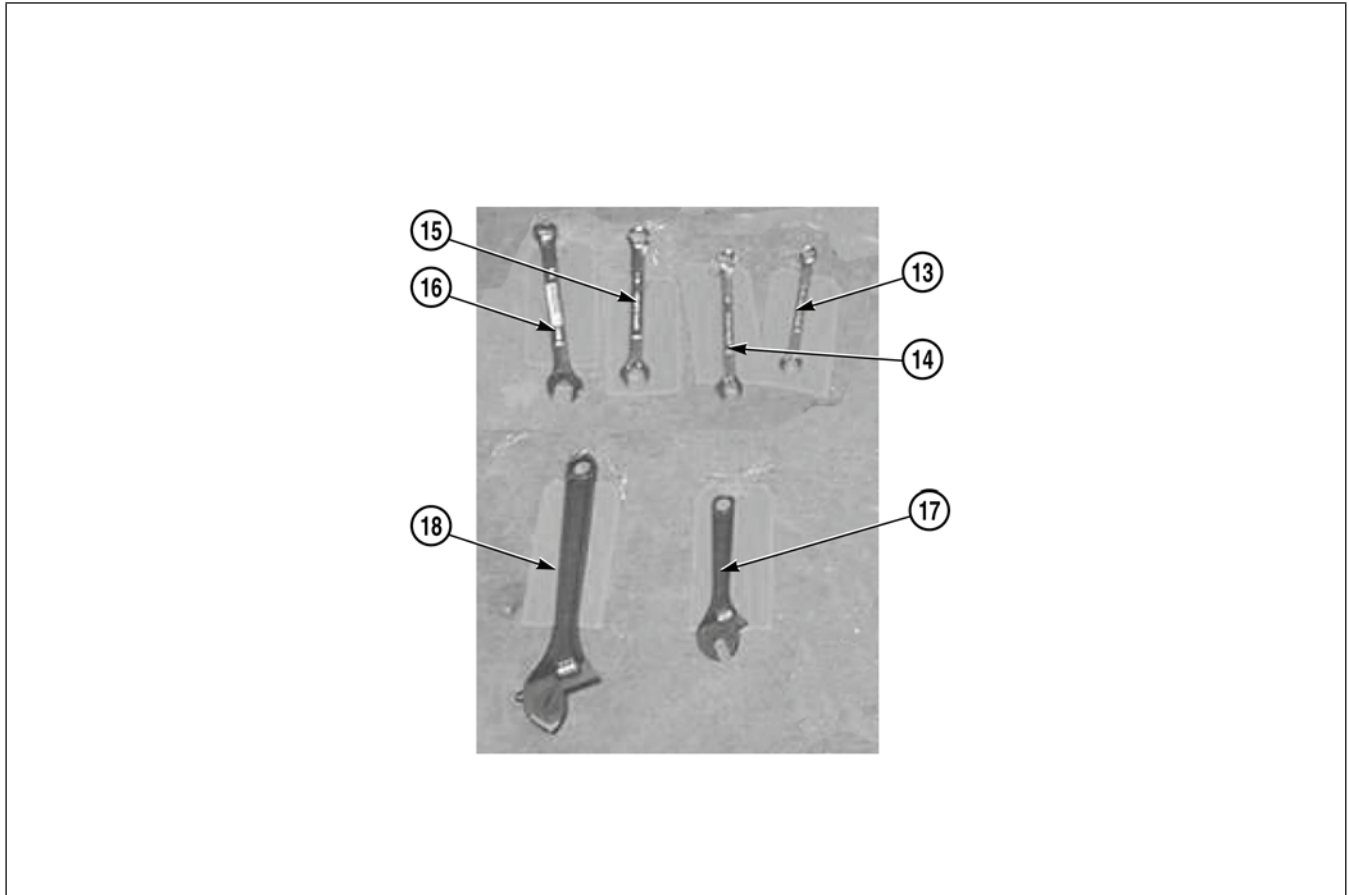
Table 2. Basic Issue Items. (Continued)



| (1)<br>Item<br>Number | (2)<br>National Stock Number<br>(NSN) | (3)<br>Description, Part Number/(CAGEC)                  | (4)<br>Usable<br>On Code | (5)<br>U/I | (6)<br>Qty.<br>Rqr. |
|-----------------------|---------------------------------------|--|--------------------------|------------|---------------------|
| 6                     | 5110-00-398-9369                      | • Chisel, Cold, Hand,<br>9-42975 (53800)                 |                          | EA         | 1                   |
| 7                     |                                       | • Pliers, Lineman's,<br>9-KLD2139NEI (OTA44)             |                          | EA         | 1                   |
| 8                     | 5120-00-398-9403                      | • Screwdriver, Flat Tip,<br>9-47445 (OTA44)              |                          | EA         | 1                   |
| 9                     | 5120-00-398-9404                      | • Screwdriver, Flat Tip,<br>9-47447 (OTA44)              |                          | EA         | 1                   |
| 10                    | 5120-00-224-7370                      | • Screwdriver, Phillips Tip,<br>5120-00-224-7370 (64067) |                          | EA         | 1                   |
| 11                    | 5120-00-398-9245                      | • Screwdriver, Phillips Tip,<br>9-47437 (OTA44)          |                          | EA         | 1                   |
| 12                    | 5110-00-429-7326                      | • Shears, Metal Cutting, Hand,<br>CD14A (55719)          |                          | EA         | 1                   |



**Table 2. Basic Issue Items. (Continued)**



| (1)<br>Item<br>Number | (2)<br>National Stock Number<br>(NSN) | (3)<br>Description, Part Number/(CAGEC)                   | (4)<br>Usable<br>On Code | (5)<br>U/I | (6)<br>Qty.<br>Rqr. |
|-----------------------|---------------------------------------|---|--------------------------|------------|---------------------|
| 13                    | 5120-00-935-7370                      | • Wrench Set, Box and Open End, 7/16 in., 9-44384 (53800) |                          | EA         | 1                   |
| 14                    | 5120-00-935-7371                      | • Wrench Set, Box and Open End, 1/2 in., 9-44385 (53800)  |                          | EA         | 1                   |
| 15                    | 5120-00-935-7372                      | • Wrench Set, Box and Open End, 9/16 in., 9-44386 (53800) |                          | EA         | 1                   |
| 16                    | 5120-00-935-7373                      | • Wrench Set, Box and Open End, 5/8 in., 9-44387 (53800)  |                          | EA         | 1                   |
| 17                    | 5120-00-264-3795                      | • Wrench, Adjustable, Size 6, 41W10TYPEJ (99993)          |                          | EA         | 1                   |
| 18                    | 5120-00-449-8083                      | • Wrench, Adjustable, Size 10 D710 (96508)                |                          | EA         | 1                   |

**END OF WORK PACKAGE**



---

**FIELD LEVEL MAINTENANCE**  
**ADDITIONAL AUTHORIZATION LIST (AAL)**

---

**SCOPE**

This work package lists additional items that are authorized for the support of the M1142 vehicle.

**GENERAL**

This list identifies items that do not have to accompany the M1142 vehicle and that do not have to be turned in with it. These items are all authorized for use by CTA, MTOE, TDA, or JTA.

**EXPLANATION OF COLUMNS IN THE AAL**

**Column (1) National Stock Number (NSN).** Identifies the stock number of the item to be used for requisitioning purposes.

**Column (2) Description, Part Number/(CAGEC).** Identifies the Federal Item Name, followed by a minimum description when needed. The last line below the description is the part number and the Commercial and Government Entity Code (CAGEC) (in parentheses).

**Column (3) Usable on Code.** When applicable, identifies a code if the item you need is not the same for different models of equipment. If no code is entered in this column, item is used on all models. These codes are identified as:

| Code | Used On |
|------|---------|
| FFT  | M1142   |

**Column (4) U/I.** Unit of Issue (U/I) indicates the physical measurement or count of the item as issued per the National Stock Number (NSN) shown in column (1).

**Column (5) Qty. Recm.** Indicates the quantity recommended.

**Table 1. Additional Authorization List.**

| (1)<br>National Stock Number<br>(NSN) | (2)<br>Description, Part Number/(CAGEC)   | (3)<br>Usable<br>On Code | (4)<br>U/I | (5)<br>Qty.<br>Recm. |
|---------------------------------------|---|--------------------------|------------|----------------------|
| 5855-01-485-3429                      | THERMAL IMAGER<br>(09729)   |                          |            | 1                    |
| 6650-01-394-0183                      | BINOCULARS<br>(13711); 17-5010  |                          |            | 1                    |
|                                       | HOTEL PACK/HIGH-RISE PACK<br>(OPXV9) HOSE VICE-200, # HOV-200                                       |                          |            | 1                    |
|                                       | HEAT SENSOR<br>(OPXV9); ST-6  |                          |            | 1                    |
|                                       | AX BELTS<br>(OPXV9); 534  |                          |            | 1                    |
|                                       | LITTLE GIANT LADDER<br>(OPXV9); 10103   |                          |            | 1                    |
|                                       | HEAD BLOCKS FOR BACKBOARD<br>(2T511); FERRO HEAD, HUGGER # 455                                      |                          |            | 1                    |
|                                       | RESCUE PULLEYS<br>(OPXV9); 315200   |                          |            | 4                    |
|                                       | RESCUE PULLEYS<br>(OPXV9); 315500   |                          |            | 4                    |
|                                       | RESCUE PULLEYS<br>(OPXV9); 340004   |                          |            | 4                    |
|                                       | ANCHOR STRAPS<br>(OPXV9); 201020  |                          |            | 2                    |
|                                       | AIR BAG CHECK VALVE<br>(OPXVP); 890470  |                          |            | 4                    |
|                                       | SPOTLIGHT HANDHELD 12 V<br>(OPXV9); MAGNUM, SINGLE STAGE 8.5 in., 12 V                              |                          |            | 1                    |
|                                       | 75 FT. EXT CHORD, 20 AMP W/STD MALE<br>CONNECTOR, 5-20P FEMALE CONNECTOR,<br>(OPXV9); SPECIAL ORDER |                          |            | 1                    |
|                                       | RADIO SOFTWARE<br>(78205); HNV9025L   |                          |            | 1                    |
|                                       | RADIO PROGRAM CABLE<br>(78205); AARKN4081B  |                          |            | 1                    |
|                                       | RADIO PROGRAM CABLE<br>(7825); AARKN4075A   |                          |            | 1                    |
| 4210-01-166-8122                      | WILDLAND HOSE   |                          |            | 8                    |
| 4210-01-165-6597                      | WILDLAND HOSE   |                          |            | 8                    |

*Table 1. Additional Authorization List. (Continued)*

| (1)<br>National Stock Number<br>(NSN) | (2)<br>Description, Part Number/(CAGEC)   | (3)<br>Usable<br>On Code | (4)<br>U/I | (5)<br>Qty.<br>Recm. |
|---------------------------------------|---|--------------------------|------------|----------------------|
| 4210-00-640-1892                      | FIRE HOSE NOZZLES   |                          |            | 2                    |
| 4210-01-321-4206                      | WILDLAND REDUCERS   |                          |            | 2                    |
| 7240-00-559-7364                      | FUNNEL, METAL GOOSENECK; OIL, GAS   |                          |            | 1                    |
| 7240-00-404-9795                      | FUNNEL, PLASTIC; OIL, GAS   |                          |            | 1                    |
|                                       | NOZZLE, CELLAR, TASK FORCE TIPS<br>(04664); 1179770                                 |                          |            | 1                    |
|                                       | COUPLING, HOSE STYLE F, 2.5 IN. MALE BST, 2.5 IN.<br>FEMALE NST<br>(04664); 1179772 |                          |            | 2                    |
|                                       | COUPLING, HOSE STYLE F, 2.5 IN. MALE BST, 2.5 IN.<br>FEMALE NST<br>(04664); 1179773 |                          |            | 2                    |
|                                       | JACKET, FIRE HOSE, STYLE 772<br>(04664); 1179789                                    |                          |            | 1                    |
|                                       | HOIST, HOSE: AKROLITE<br>(04664); 1179789   |                          |            | 1                    |
|                                       | NOZZLE, AUTO, HANDLINE, W/GRIP<br>(04664); 1364945                                  |                          |            | 2                    |

**END OF WORK PACKAGE**



**FIELD LEVEL MAINTENANCE  
EXPENDABLE SUPPLIES AND MATERIALS LIST**

**SCOPE**

This appendix lists expendable and durable supplies and materials you will need to operate and maintain the TFFT. This listing is for informational purposes only and is not authority to requisition the listed items. These items are authorized to you by CTA 50-970, Expendable/Durable Items (Except Medical, Class V, Repair Parts, and Heraldic Items), or CTA 8-100, Army Medical Department Expendable/Durable Items.

**EXPLANATION OF COLUMNS**

- a. Column (1) - Item Number.** This number is assigned to the entry in the listing and is referenced in Initial Setup to identify the material (e.g., Tags, Identification (WP 0625, Item 51)).
- b. Column (2) - Level.** This column identifies the lowest level of maintenance that requires the listed item.
  - C - Operator/Crew
  - F - Field Level Maintenance
- c. Column (3) - National Stock Number.** This is the National Stock Number assigned to the item; use it to request or requisition the item.
- d. Column (4) - Description.** Indicates the Federal Item name, part number, and the Commercial and Government Entity (CAGE) Code.
- e. Column (5) - Unit of Measure (U/M).** Indicates the measure used in performing the actual maintenance function. This measure is expressed by two-character alphabetical abbreviations (e.g., EA, IN, PR). If the unit of measure differs from the unit of issue, requisition the lowest unit of issue that will satisfy your requirements.

**Table 1. Expendable and Durable Supplies and Materials List.**

| (1)<br>Item<br>Number | (2)<br>Level | (3)<br>National Stock<br>Number      | (4)<br>Description   | (5)<br>U/M     |
|-----------------------|--------------|--------------------------------------|--|----------------|
| 1                     |              |                                      | Adhesive, Armacell 520   |                |
| 2                     |              | 8040-01-282-1332                     | Adhesive, RTV 732<br>(71984)   | TU             |
| 3                     |              | 8030-01-137-6964<br>8030-01-262-3560 | Adhesive, Sealant, Loctite 515<br>(05972)<br>(No. 51517), 6-ml tube<br>(No. 51531), 50-ml tube<br>(No. 51574), 300-ml tube | TU<br>TU<br>TU |
| 4                     |              | 8040-00-118-2695                     | Adhesive, Sealant, RTV, Non-Corrosive<br>(81349), M46146-11AWY   | KT             |

**Table 1. Expendable and Durable Supplies and Materials List. (Continued)**

| (1)<br>Item<br>Number | (2)<br>Level | (3)<br>National Stock<br>Number                          | (4)<br>Description   | (5)<br>U/M     |
|-----------------------|--------------|--|--|----------------|
| 5                     |              | 8040-00-995-0590   | Adhesive, Sealant, Silicone RTV, General Purpose (71984), SILASTIC 132 RTV   | TU             |
| 6                     |              | 8040-00-938-6860   | Adhesive, Spray (81348), MMM-A-1058  | EA             |
| 7                     |              | 8040-01-250-3969   | Adhesive, Thread, Locking (05972), Loctite 242   | EA             |
| 8                     |              | 6850-01-464-9125<br>6850-01-441-3248                     | Antifreeze, Arctic Type (MIL-A-11755) (58536), AA52624-1-A<br>1-gal. can<br>55-gal. drum   | GL<br>GL       |
| 9                     |              | 6850-01-441-3218<br>6850-00-181-7933<br>6850-01-441-3223 | Antifreeze, Permanent, Ethylene Glycol, Inhibited, (MIL-A 46153)<br>1-gal. can, (58536), AA52624-1-A<br>5-gal. drum, (81349), MILA46153<br>55-gal. drum, AA52624-1-A               | GL<br>GL<br>GL |
| 10                    |              |  | Bork Insulation Tape (Pierce P/N 95-1372)  | RO             |
| 11                    |              | 8010-01-160-6741<br>8010-01-162-5578<br>8010-01-160-6742 | Chemical Agent Resistant Coating (CARC) Green 383 (MIL-C-46168B) (81349)<br>1-qt. kit, M46168-2-34094-1Q1/2P<br>1-gal. kit, M46168-2-34094-1G1Q<br>5-gal. kit, M46168-2-34094-4G1G | KT<br>KT<br>KT |
| 12                    |              | 6850-00-664-5685<br>6850-00-281-1985                     | Cleaning Compound, Solvent<br>1-qt. can (58536), AA59601-10<br>1-gal. can (02978), PS661   | QT<br>GL       |
| 13                    |              | 7920-00-044-9281   | Cloth, Cleaning, Low-lint (58536), A-A-59323   | BX             |
| 14                    |              | 8030-00-597-5367   | Compound, Anti-seize, High Temperature, (MIL-A-907) 2-1/2 lb. Can, (81349)   | LB             |
| 15                    |              | 8030-00-251-3980   | Compound, Anti-seize Loctite 767 (Pierce 95-1299) 1-lb can, (81349), MIL-A-907   | LB             |
| 16                    |              |  | Compound, Cleaning P-C-435A  | EA             |
| 17                    |              | 8030-00-063-7276   | Compound, Sealing (71984)  | GL             |
| 18                    |              | 8038-01-132-9624   | Compound, Sealing, Loctite 243, (66935), P/N 013-01-678-000  | BT             |
| 19                    |              |  | Compound, Sealing, Loctite 565 (45152) (P/N 3487116)   | BX             |



**Table 1. Expendable and Durable Supplies and Materials List. (Continued)**

| (1)<br>Item<br>Number | (2)<br>Level | (3)<br>National Stock<br>Number  | (4)<br>Description   | (5)<br>U/M                       |
|-----------------------|--------------|--|--|----------------------------------|
| 20                    |              | 8030-01-104-5392<br>8030-01-014-5869<br>8030-01-025-1692   | Compound, Sealing, Lubricating, Wicking, Thread Locking, Anaerobic, Single Component, (MIL-S-46163) Type II, Grade N (81349), MIL-S-46163<br>10-ml bottle<br>50-ml bottle<br>250-ml bottle                           | BT<br>BT<br>BT                   |
| 21                    |              | 8030-01-054-0740   | Compound, Sealing, Pipe Thread, Loctite 592 (05972), 59231 (702350-X)  | BX                               |
| 22                    |              |  | Gasket/Sealant, Pierce P/N 95-1293   | EA                               |
| 23                    |              | 9150-01-197-7688<br>9150-01-197-7693<br>9150-01-197-7690<br>9150-01-197-7689<br>9150-01-197-7692<br>9150-01-197-7691 | Grease, Automotive and Artillery GAA (81349), MIL-G-10924<br>2-1/4-oz tube, M-10924-A<br>14-oz cartridge, M-10924-B<br>1-lb can, M-10924-C<br>6.5-lb can, M-10924-D<br>35-lb can, M-10924-E<br>120-lb can, M-10924-F | OZ<br>OZ<br>LB<br>LB<br>LB<br>LB |
| 24                    |              |  | Grease, Motor Assembly, Lubriplate No.105  | TU                               |
| 25                    |              |  | Grease, Spline Lubricant (Pierce 95-1999), 14-oz tube  | TU                               |
| 26                    |              |  | Grease, Victaulic (Pierce P/N 96-0646)   |                                  |
| 27                    |              |  | Heat Trace 120 V, 10 W/ft.   | FT                               |
| 28                    |              | 6850-01-085-4717<br>6850-01-085-4718<br>6850-01-085-4719<br>6850-01-086-3438   | Inhibitor, Corrosion, Liquid Cooling System (89524) (95719), NALC00L<br>1-pt can<br>(0WT79), NALC00L2000<br>64-oz bottle<br>5-gal. drum<br>55-gal. drum  | PT<br>OZ<br>GL<br>GL             |
| 29                    |              |  | Insulation, Armacell, Armaflex   | EA                               |
| 30                    |              |  | Jelly, Petroleum   | EA                               |
| 31                    |              | 9505-00-191-3680   | Lockwire, (81349), QQW461-063THK   | RL                               |
| 32                    |              | 8010-00-246-6112   | Mineral Spirits, (81349), MIL-PRF-680  | GL                               |

**Table 1. Expendable and Durable Supplies and Materials List. (Continued)**

| (1)<br>Item<br>Number | (2)<br>Level | (3)<br>National Stock<br>Number  | (4)<br>Description  | (5)<br>U/M           |
|-----------------------|--------------|--|---|----------------------|
| 33                    |              | 9140-00-286-5286<br>9140-00-286-5287<br>9140-00-286-5288<br>9140-00-286-5289 | Oil, Fuel, Diesel DF-1 Winter (VV-F-800)<br>(58536), AA52557-1<br>Bulk<br>5-gal. can<br>55-gal. drum, 16 gauge<br>55-gal. drum, 18 gauge  | GL<br>GL<br>GL<br>GL |
| 34                    |              | 9140-00-286-5294<br>9140-00-286-5295<br>9140-00-286-5296<br>9140-00-286-5297 | Oil, Fuel, Diesel DF-2 Regular (VV-F-800)<br>(58536), AA52557-1<br>Bulk<br>5-gal. can<br>55-gal. drum, 16 gauge<br>55-gal. drum, 18 gauge   | GL<br>GL<br>GL<br>GL |
| 35                    |              | 9150-01-035-5392<br>9150-01-313-2191<br>9150-00-001-9395                     | Oil, Gear 80 w 90<br>(81349), M2105-2-80W90<br>1 quart can<br>1 gallon can<br>5 gallon can  | QT<br>GL<br>GL       |
| 36                    |              | 9150-00-698-2382<br>9150-01-353-4799<br>9150-00-657-4959<br>9150-01-114-9968 | Oil, Hydraulic, Dexron III<br>(24617)<br>1 qt.<br>1 qt.<br>5 gal.<br>55 gal.  | QT<br>QT<br>GL<br>GL |
| 37                    |              | 9150-01-152-4117<br>9150-01-178-4725<br>9150-01-152-4118<br>9150-01-152-4119 | Oil, Lubricating, Internal Combustion Engine,<br>Tactical Service (MIL-L-2104), (OE/HDO 15W/40)<br>(81349)<br>1-qt. can, MIL-PRF-2104<br>24-qt. box, MIL-PRF-2104<br>5-gal. can, MIL-PRF-2104<br>55-gal. drum, M2104-5-15W/40 | QT<br>QT<br>GL<br>GL |
| 38                    |              | 9150-00-189-6727<br>9150-00-186-6668<br>9150-00-191-2772                     | Oil, Lubricating, OE/HDO 10 (MIL-L-2104)<br>(81349)<br>1-qt. can, M2104-1-10W<br>5-gal. can, MIL-PRF-2104<br>(98308)<br>55-gal. drum, BRAYC0421C  | QT<br>GL<br>GL       |

**Table 1. Expendable and Durable Supplies and Materials List. (Continued)**

| (1)<br>Item<br>Number | (2)<br>Level | (3)<br>National Stock<br>Number | (4)<br>Description  | (5)<br>U/M |
|-----------------------|--------------|---------------------------------|---|------------|
| 39                    |              |                                 | Oil, Preservative (MIL-C-8188)  |            |
| 40                    |              |                                 | Oil, Preservative (MIL-O-6083)  |            |
| 41                    |              |                                 | Refrigerant, R-134a   |            |
| 42                    |              |                                 | Refrigeration Oil, type P.A.G. (Pierce P/N 95-0489)                         |            |
| 43                    |              |                                 | Rust Preventive MIL-C-16173 Texaco Type "L",<br>(81349), MIL-C-16173        |            |
|                       |              | 8030-00-062-5866                | 1-qt. can   | QT         |
|                       |              | 8030-00-231-2345                | 1-gal. can  | GL         |
|                       |              | 8030-00-244-1293                | 5-gal. pail   | GL         |
|                       |              | 8030-00-244-1294                | 55-gal. drum  | GL         |
| 44                    |              | 8030-01-211-9576                | Seal, Sentry, Blue  | TU         |
| 45                    |              |                                 | Sealant, Nut Locking Grade (Perma Bond MM115)<br>(81349), MIL-S-46163       |            |
|                       |              | 8030-01-014-5869                | 50-ml bottle,   | BT         |
|                       |              | 8030-01-025-1692                | 250 cubic cm  | BT         |
| 46                    |              | 1015-01-255-4144                | Sealant, Pipe, Teflon, 50-ml tube, (19207),<br>12297953                     | TU         |
| 47                    |              |                                 | Sealant, RTV200 Electrical, (3119525), (45152)                              |            |
| 48                    |              |                                 | Shrink, Heat 603314-4 (04618)   |            |
| 49                    |              | 6850-00-294-0860                | Silicone Compound, Lubricant 5-oz tube,<br>(71984) DC 111, (03CA3), PST-511 | TU         |
| 50                    |              |                                 | Soap Chips, P-S-579<br>(81346)  |            |
|                       |              | 7930-00-634-3935                | 200-lb drum, ASTM 0 496   | LB         |
|                       |              | 7930-00-579-8532                | 100-lb drum, P-S-1792   |            |
| 51                    |              | 8135-00-178-9200                | Tags, Identification (MIL-T-12755), (58536),<br>A-A-1916 1000 per ctn.      | CT         |
| 52                    |              | 7560-00-079-7604                | Tape, Adhesive, 5/8 in. (52152) 4516, 36-yard roll                          | RO         |
| 53                    |              |                                 | Tape, Foam, Vinyl, 0.38 x 1.25 in. (P/N 943002)                             | RO         |
| 54                    |              |                                 | Tape, Heat Trace, Aluminum  | RO         |
| 55                    |              |                                 | Tape, Heat Trace, Glass   | RO         |
| 56                    |              | 5970-00-644-3167                | Tape, Insulation, Electrical (MIL-T-50886),<br>(80063), TL83                | RO         |
| 57                    |              |                                 | Tape, Teflon 1/2 in. wide (943068)  | RO         |
| 58                    |              | 5975-01-034-5871                | Ties, Cable, Plastic (81343), MS3367-7-0                                    | HD         |
| 59                    |              |                                 | Window Weld (08633 Re-sealant)  |            |

END OF WORK PACKAGE



**ALPHABETICAL INDEX**

**Subject** **WP Sequence No.-Page No.**

**Numerics**

|  |           |
|--|-----------|
| 120 VAC Outlet(s) Does Not Operate .....   | WP 0051-1 |
| 120-Volt Air Compressor  |           |
| Installation .....   | WP 0358-3 |
| Removal .....  | WP 0358-1 |
| 120-Volt Air Compressor Does Not Operate Properly .....                          | WP 0163-1 |
| 120-Volt Circuit Breaker   |           |
| Installation .....   | WP 0360-3 |
| Removal .....  | WP 0360-1 |
| 120-Volt Cord Reel Receptacles Do Not Operate .....                              | WP 0165-1 |
| 120-Volt Power Cord(s)   |           |
| Replacement .....  | WP 0361-1 |
| 120-Volt Receptacle  |           |
| Pump Panel B Receptacle Removal .....  | WP 0362-3 |
| Pump Panel Receptacle Installation .....   | WP 0362-5 |
| Rear Body Panel Receptacles Installation .....                                   | WP 0362-2 |
| Rear Body Panel Receptacles Removal .....  | WP 0362-1 |
| 120-Volt Receptacles Do Not Operate .....  | WP 0164-1 |
| 12-Volt Flashlight Charger(s) Does Not Operate .....                             | WP 0162-1 |
| 12-Volt Handheld Radio Battery Charger(s) Does Not Operate (Crew Cab) .....      | WP 0161-1 |
| 12-Volt Handheld Radio Battery Charger(s) Does Not Operate (Personnel Cab) ..... | WP 0160-1 |
| 24-Volt Battery Charger  |           |
| Installation .....   | WP 0359-3 |
| Removal .....  | WP 0359-1 |
| 24-Volt Battery Charger Does Not Operate   |           |
| Field Level .....  | WP 0166-1 |
| Operator Level .....   | WP 0052-1 |

**A**

|  |           |
|--|-----------|
| Additional Authorization List (AAL) .....          | WP 0624-1 |
| Air Conditioner Controller Wire Harness            |           |
| Installation .....                                 | WP 0433-7 |
| Removal .....                                      | WP 0433-1 |
| Air Conditioner Electric Motor Wire Harness        |           |
| Installation .....                                 | WP 0434-6 |
| Removal .....                                      | WP 0434-1 |
| Air Conditioner Rear Wire Harness                  |           |
| Installation .....                                 | WP 0435-6 |
| Removal .....                                      | WP 0435-1 |
| Air Lift Bag Storage Box                           |           |
| Center Air Lift Bag Stowage Box Installation ..... | WP 0497-4 |
| Center Air Lift Bag Stowage Box Removal .....      | WP 0497-4 |
| Front Air Lift Bag Stowage Box Installation .....  | WP 0497-3 |
| Front Air Lift Bag Stowage Box Removal .....       | WP 0497-2 |
| Rear Air Lift Bag Stowage Box Installation .....   | WP 0497-6 |
| Rear Air Lift Bag Stowage Box Removal .....        | WP 0497-5 |

## ALPHABETICAL INDEX (CONTINUED)

| <u>Subject</u>                                      | <u>WP Sequence No.-Page No.</u> |
|---|---------------------------------|
| Air Lines and Fittings                              |                                 |
| Air Hose Fittings Replacement .....                 | WP 0567-1                       |
| Air Hose Replacement .....                          | WP 0567-3                       |
| Air Reservoir                                       |                                 |
| Installation .....                                  | WP 0218-4                       |
| Removal .....                                       | WP 0218-1                       |
| Air Vent Guard                                      |                                 |
| Installation .....                                  | WP 0498-2                       |
| Removal .....                                       | WP 0498-1                       |
| Audio Alarm   |                                 |
| Installation .....                                  | WP 0319-2                       |
| Removal .....                                       | WP 0319-1                       |
| Auto Fill Control                                   |                                 |
| Installation .....                                  | WP 0363-3                       |
| Removal .....                                       | WP 0363-1                       |
| Auxiliary Inlet Valve (Passenger Side)              |                                 |
| Installation .....                                  | WP 0294-3                       |
| Removal .....                                       | WP 0294-1                       |
| Auxiliary Intake Relief/Dump Valve (Passenger Side) |                                 |
| Installation .....                                  | WP 0256-2                       |
| Removal .....                                       | WP 0256-1                       |

### B

|   |           |
|---|-----------|
| Batteries   |           |
| Connect Batteries .....                           | WP 0007-1 |
| Disconnect Batteries .....                        | WP 0007-1 |
| Batteries, Terminal, and Cable                    |           |
| Installation .....                                | WP 0368-5 |
| Removal .....                                     | WP 0368-1 |
| Battery Box and Bracket                           |           |
| Installation .....                                | WP 0364-4 |
| Removal .....                                     | WP 0364-1 |
| Battery Charger(s) Receptacle                     |           |
| Installation .....                                | WP 0365-4 |
| Removal .....                                     | WP 0365-1 |
| Battery Disconnect Switch and Box                 |           |
| Installation .....                                | WP 0366-3 |
| Removal .....                                     | WP 0366-1 |
| Battery Equalizer                                 |           |
| Installation .....                                | WP 0367-2 |
| Removal .....                                     | WP 0367-1 |
| Battery Equalizer Does Not Operate Properly ..... | WP 0167-1 |
| Blackout Relay                                    |           |
| Installation .....                                | WP 0369-2 |
| Removal .....                                     | WP 0369-1 |

## ALPHABETICAL INDEX (CONTINUED)

| <u>Subject</u>  | <u>WP Sequence No.-Page No.</u> |
|---|---------------------------------|
| Body Air Condenser Wire Harness                             |                                 |
| Installation .....  | WP 0436-10                      |
| Removal .....   | WP 0436-2                       |
| Bumper and Roof Turret Manifold Block                       |                                 |
| Installation .....  | WP 0568-2                       |
| Removal .....   | WP 0568-1                       |
| Bumper Turret   |                                 |
| Assembly .....  | WP 0571-5                       |
| Bumper Turret Nozzle Speed Adjustment .....                 | WP 0188-4                       |
| Bumper Turret Vertical Speed Adjustment .....               | WP 0188-1                       |
| Disassembly .....   | WP 0571-2                       |
| Installation .....  | WP 0569-2                       |
| Removal .....   | WP 0569-1                       |
| Bumper Turret and Bumper Turret Nozzle Speed Adjustment     |                                 |
| Bumper Turret Nozzle Speed Adjustment .....                 | WP 0188-4                       |
| Bumper turret vertical speed adjustment .....               | WP 0188-1                       |
| Bumper Turret and Pump Cooler Dump-To-Ground Control Valve  |                                 |
| Installation .....  | WP 0370-4                       |
| Removal .....   | WP 0370-1                       |
| Bumper Turret Auto Drain Valve                              |                                 |
| Installation .....  | WP 0269-2                       |
| Removal .....   | WP 0269-1                       |
| Bumper Turret Control                                       |                                 |
| Installation .....  | WP 0570-7                       |
| Removal .....   | WP 0570-1                       |
| Bumper Turret Does Not Operate Properly When Selected ..... | WP 0104-1                       |
| Bumper Turret Junction Box                                  |                                 |
| Assembly .....  | WP 0573-3                       |
| Disassembly .....   | WP 0573-1                       |
| Installation .....  | WP 0572-4                       |
| Removal .....   | WP 0572-1                       |
| Bumper Turret Operation .....                               | WP 0035-1                       |
| Bumper Turret Valve   |                                 |
| Installation .....  | WP 0482-4                       |
| Removal .....   | WP 0482-1                       |
| Bumper Turret Wire Harness                                  |                                 |
| Installation .....  | WP 0437-3                       |
| Removal .....   | WP 0437-1                       |

### C

|   |           |
|---|-----------|
| Cab Discharge Digital Pressure Gauge Wire Harness       |           |
| Installation .....                                      | WP 0438-2 |
| Removal .....   | WP 0438-1 |
| Cab Foam A and Foam B Tank Level Indicator Wire Harness |           |
| Installation .....                                      | WP 0439-2 |
| Removal .....   | WP 0439-1 |

## ALPHABETICAL INDEX (CONTINUED)

| <u>Subject</u>  | <u>WP Sequence No.-Page No.</u> |
|---|---------------------------------|
| Cab Instrument Panel Wire Harness                               |                                 |
| Installation .....  | WP 0440-7                       |
| Removal .....   | WP 0440-1                       |
| Cab Power Distribution Wire Harness and Block                   |                                 |
| Installation .....  | WP 0441-6                       |
| Removal .....   | WP 0441-1                       |
| Cab Pump Control Wire Harness                                   |                                 |
| Installation .....  | WP 0443-8                       |
| Removal .....   | WP 0443-1                       |
| Cab Roof Lightbar Cable Assembly                                |                                 |
| Installation .....  | WP 0371-4                       |
| Removal .....   | WP 0371-1                       |
| Cab Roof Lightbar Cable Assembly Branch                         |                                 |
| Installation .....  | WP 0372-3                       |
| Removal .....   | WP 0372-1                       |
| Cab Roof Wire Harness   |                                 |
| Installation .....  | WP 0442-4                       |
| Removal .....   | WP 0442-2                       |
| Cab Switch Backlighting Does Not Operate .....                  | WP 0126-1                       |
| Cab Water Tank Level Indicator Wire Harness                     |                                 |
| Installation .....  | WP 0444-2                       |
| Removal .....   | WP 0444-1                       |
| Check Pump Engine Light Comes On .....                          | WP 0053-1                       |
| Circuit Breaker Box   |                                 |
| Installation .....  | WP 0373-3                       |
| Removal .....   | WP 0373-1                       |
| Clearance and/or Directional Light(s) Does Not Operate .....    | WP 0168-1                       |
| Compartment Door(s) .....                                       | WP 0010-1                       |
| Close .....   | WP 0010-2                       |
| Open .....  | WP 0010-1                       |
| Compartment Light   |                                 |
| Installation .....  | WP 0374-2                       |
| Removal .....   | WP 0374-1                       |
| Components of End Item (COEI) and Basic Issue Items (BII) ..... | WP 0623-1                       |
| Control Valve   |                                 |
| Installation .....  | WP 0375-2                       |
| Removal .....   | WP 0375-1                       |
| Cord Reel   |                                 |
| Assembly .....  | WP 0376-4                       |
| Disassembly .....   | WP 0376-2                       |
| Installation .....  | WP 0381-4                       |
| Removal .....   | WP 0381-1                       |
| Starting Cord Reel Operation .....                              | WP 0037-1                       |
| Stopping Cord Reel Operation .....                              | WP 0037-2                       |
| Cord Reel Cable Work Light Bracket                              |                                 |
| Installation .....  | WP 0379-2                       |
| Removal .....   | WP 0379-1                       |



## ALPHABETICAL INDEX (CONTINUED)

| <u>Subject</u>  | <u>WP Sequence No.-Page No.</u> |
|---|---------------------------------|
| Cord Reel Cable Work Light Lamp                             |                                 |
| Installation .....  | WP 0378-2                       |
| Removal .....   | WP 0378-1                       |
| Cord Reel Cable, Work Light, and Receptacle Box             |                                 |
| Installation .....  | WP 0377-3                       |
| Removal .....   | WP 0377-1                       |
| Cord Reel Control Assembly                                  |                                 |
| Installation .....  | WP 0380-2                       |
| Removal .....   | WP 0380-1                       |
| Cord Reel Rewind Circuit Breaker                            |                                 |
| Installation .....  | WP 0382-3                       |
| Removal .....   | WP 0382-1                       |
| Cord Reel Rewind Control Does Not Operate .....             | WP 0169-1                       |
| Cord Reel Rewind Solenoid                                   |                                 |
| Installation .....  | WP 0383-3                       |
| Removal .....   | WP 0383-1                       |
| Coupling  |                                 |
| Installation .....  | WP 0483-2                       |
| Removal .....   | WP 0483-1                       |
| Cover, Door, and Electronic Mounting Base (SINCGARS)        |                                 |
| Installation .....  | WP 0384-2                       |
| Removal .....   | WP 0384-1                       |
| Crew Cab Access Panels                                      |                                 |
| Installation .....  | WP 0499-2                       |
| Removal .....   | WP 0499-1                       |
| Crew Cab Access Steps                                       |                                 |
| Stow .....  | WP 0012-2                       |
| Unstow .....  | WP 0012-1                       |
| Crew Cab Air Conditioner                                    |                                 |
| Charging .....  | WP 0217-11                      |
| Evacuation/Recycling .....                                  | WP 0217-4                       |
| Flushing .....  | WP 0217-9                       |
| Purging .....   | WP 0217-7                       |
| Recovery .....  | WP 0217-1                       |
| Starting Crew Cab Air Conditioner .....                     | WP 0008-1                       |
| Stopping Crew Cab Air Conditioner .....                     | WP 0008-1                       |
| Crew Cab Air Conditioner Binary Switch                      |                                 |
| Installation .....  | WP 0197-2                       |
| Removal .....   | WP 0197-1                       |
| Crew Cab Air Conditioner Compressor and Motor Assembly      |                                 |
| Installation .....  | WP 0210-5                       |
| Removal .....   | WP 0210-1                       |
| Crew Cab Air Conditioner Compressor Drive Belt              |                                 |
| Adjustment .....  | WP 0189-1                       |
| Installation .....  | WP 0198-2                       |
| Removal .....   | WP 0198-1                       |
| Crew Cab Air Conditioner Compressor Excessively Noisy ..... | WP 0071-1                       |

## ALPHABETICAL INDEX (CONTINUED)

| <u>Subject</u>   | <u>WP Sequence No.-Page No.</u> |
|--|---------------------------------|
| Crew Cab Air Conditioner Condenser                                 |                                 |
| Installation .....   | WP 0211-4                       |
| Removal .....  | WP 0211-1                       |
| Crew Cab Air Conditioner Condenser Fan Assemblies                  |                                 |
| Installation .....   | WP 0199-2                       |
| Removal .....  | WP 0199-1                       |
| Crew Cab Air Conditioner Does Not Cool or Cools Inadequately ..... | WP 0072-1                       |
| Crew Cab Air Conditioner Dryer                                     |                                 |
| Installation .....   | WP 0212-2                       |
| Removal .....  | WP 0212-1                       |
| Crew Cab Air Conditioner Evaporator Core                           |                                 |
| Installation .....   | WP 0214-3                       |
| Removal .....  | WP 0214-1                       |
| Crew Cab Air Conditioner Expansion Valve                           |                                 |
| Installation .....   | WP 0213-2                       |
| Removal .....  | WP 0213-1                       |
| Crew Cab Air Conditioner Hoses                                     |                                 |
| Installation .....   | WP 0216-2                       |
| Removal .....  | WP 0216-1                       |
| Crew Cab Air Conditioner Thermostatic Switch                       |                                 |
| Installation .....   | WP 0206-2                       |
| Removal .....  | WP 0206-1                       |
| Crew Cab Air Conditioner/Heater Assembly                           |                                 |
| Installation .....   | WP 0215-6                       |
| Removal .....  | WP 0215-1                       |
| Crew Cab Air Conditioner/Heater Blower Motor                       |                                 |
| Installation .....   | WP 0200-5                       |
| Removal .....  | WP 0200-1                       |
| Crew Cab Air Conditioner/Heater Control Box                        |                                 |
| Air Conditioner Control Contactor Installation .....               | WP 0201-8                       |
| Air Conditioner Control Contactor Removal .....                    | WP 0201-8                       |
| Air Conditioner/Heater Control Box Installation .....              | WP 0201-11                      |
| Air Conditioner/Heater Control Box Removal .....                   | WP 0201-10                      |
| Air Conditioner/Heater Relay Module Block Installation .....       | WP 0201-5                       |
| Air Conditioner/Heater Relay Module Block Removal .....            | WP 0201-5                       |
| Air Conditioning Relay Module Block Installation .....             | WP 0201-4                       |
| Air Conditioning Relay Module Block Removal .....                  | WP 0201-4                       |
| Circuit Breaker Installation .....                                 | WP 0201-9                       |
| Circuit Breaker Removal .....                                      | WP 0201-9                       |
| Clutch Timer Installation .....                                    | WP 0201-3                       |
| Clutch Timer Removal .....   | WP 0201-3                       |
| Control Box Access .....   | WP 0201-1                       |
| Control Box Closure .....  | WP 0201-13                      |
| Delay Timer Installation .....                                     | WP 0201-2                       |
| Delay Timer Removal .....  | WP 0201-2                       |
| Motor Contactor Installation .....                                 | WP 0201-7                       |
| Motor Contactor Removal .....                                      | WP 0201-7                       |
| Motor Overload Contactor Installation .....                        | WP 0201-6                       |
| Motor Overload Contactor Removal .....                             | WP 0201-6                       |

## ALPHABETICAL INDEX (CONTINUED)

| <u>Subject</u>  | <u>WP Sequence No.-Page No.</u> |
|---|---------------------------------|
| Crew Cab Air Conditioner/Heater Control Panel                             |                                 |
| Installation .....  | WP 0202-4                       |
| Removal .....   | WP 0202-1                       |
| Crew Cab Air Conditioner/Heater Control Panel Set Point Programming ..... | WP 0009-1                       |
| Crew Cab Air Conditioner/Heater Does Not Operate Properly .....           | WP 0070-1                       |
| Crew Cab Air Conditioner/Heater Fresh Air Fan and Filter                  |                                 |
| Installation .....  | WP 0203-3                       |
| Removal .....   | WP 0203-1                       |
| Crew Cab Air Conditioner/Heater Fresh Air Resistor                        |                                 |
| Installation .....  | WP 0204-2                       |
| Removal .....   | WP 0204-1                       |
| Crew Cab Air Conditioner/Heater Louvers                                   |                                 |
| Installation .....  | WP 0205-2                       |
| Removal .....   | WP 0205-1                       |
| Crew Cab Air Conditioning Does Not Operate Properly .....                 | WP 0054-1                       |
| Crew Cab Assembly   |                                 |
| Installation .....  | WP 0500-11                      |
| Removal .....   | WP 0500-1                       |
| Crew Cab Bench Seat and Access Panel                                      |                                 |
| Installation .....  | WP 0501-2                       |
| Removal .....   | WP 0501-1                       |
| Crew Cab Dome Light Does Not Operate .....                                | WP 0159-1                       |
| Crew Cab Door Handle  |                                 |
| Inner Door Handle Installation .....                                      | WP 0503-3                       |
| Inner Door Handle Removal .....   | WP 0503-3                       |
| Outer Door Handle Installation .....                                      | WP 0503-2                       |
| Outer Door Handle Removal .....   | WP 0503-1                       |
| Crew Cab Door Latch/Linkage   |                                 |
| Installation .....  | WP 0504-4                       |
| Removal .....   | WP 0504-1                       |
| Crew Cab Door Seal  |                                 |
| Installation .....  | WP 0505-2                       |
| Removal .....   | WP 0505-1                       |
| Crew Cab Door Window/Regulator  |                                 |
| Installation .....  | WP 0506-2                       |
| Removal .....   | WP 0506-1                       |
| Crew Cab Door/Door Hinge  |                                 |
| Installation .....  | WP 0502-3                       |
| Removal .....   | WP 0502-1                       |
| Crew Cab Door/Door Hinge Adjustment                                       |                                 |
| Adjustment .....  | WP 0190-1                       |
| Crew Cab Heater Control Valve   |                                 |
| Installation .....  | WP 0207-2                       |
| Removal .....   | WP 0207-1                       |
| Crew Cab Heater Core  |                                 |
| Installation .....  | WP 0208-4                       |
| Removal .....   | WP 0208-1                       |
| Crew Cab Heater Does Not Operate Properly .....                           | WP 0055-1                       |

## ALPHABETICAL INDEX (CONTINUED)

| <u>Subject</u>                                 | <u>WP Sequence No.-Page No.</u> |
|--|---------------------------------|
| Crew Cab Heater Hoses                          |                                 |
| Installation .....                             | WP 0209-4                       |
| Removal .....                                  | WP 0209-1                       |
| Crew Cab Inner Door Panel                      |                                 |
| Installation .....                             | WP 0507-2                       |
| Removal .....                                  | WP 0507-1                       |
| Crew Cab Insulation                            |                                 |
| Installation .....                             | WP 0603-3                       |
| Removal .....                                  | WP 0603-1                       |
| Crew Cab Intercom Wire Harness                 |                                 |
| Installation .....                             | WP 0445-3                       |
| Removal .....                                  | WP 0445-1                       |
| Crew Cab Peep Window                           |                                 |
| Installation .....                             | WP 0508-2                       |
| Removal .....                                  | WP 0508-1                       |
| Crew Cab Rifle Mount(s)                        |                                 |
| Crew Cab Door Rifle Mount Installation .....   | WP 0509-3                       |
| Crew Cab Door Rifle Mount Removal .....        | WP 0509-1                       |
| Inside Crew Cab Rifle Mount Installation ..... | WP 0509-5                       |
| Inside Crew Cab Rifle Mount Removal .....      | WP 0509-4                       |
| Crew Cab Roof Hatch                            |                                 |
| Close .....                                    | WP 0018-1                       |
| Installation .....                             | WP 0510-4                       |
| Open .....                                     | WP 0018-1                       |
| Removal .....                                  | WP 0510-1                       |
| Crew Cab Roof Hatch Door Switch Guard          |                                 |
| Installation .....                             | WP 0511-1                       |
| Removal .....                                  | WP 0511-1                       |
| Crew Cab SCBA Seat                             |                                 |
| Installation .....                             | WP 0512-3                       |
| Removal .....                                  | WP 0512-2                       |
| Crew Cab SCBA Seat Repair                      |                                 |
| Installation .....                             | WP 0513-4                       |
| Removal .....                                  | WP 0513-1                       |
| Crew Cab Vent Window                           |                                 |
| Installation .....                             | WP 0516-2                       |
| Removal .....                                  | WP 0516-1                       |
| Crew Cab Window                                |                                 |
| Installation .....                             | WP 0515-2                       |
| Removal .....                                  | WP 0515-1                       |
| Crew Cab Wire Harness                          |                                 |
| Installation .....                             | WP 0446-7                       |
| Removal .....                                  | WP 0446-1                       |
| Cross Divider                                  |                                 |
| Installation .....                             | WP 0517-2                       |
| Removal .....                                  | WP 0517-1                       |

## ALPHABETICAL INDEX (CONTINUED)

| <u>Subject</u>   | <u>WP Sequence No.-Page No.</u> |
|--|---------------------------------|
| <b>D</b>   |                                 |
| Decal and Data Plate   |                                 |
| Data Plate Installation .....  | WP 0518-4                       |
| Data Plate Removal .....   | WP 0518-3                       |
| Decal Plate Installation .....   | WP 0518-2                       |
| Decal Plate Removal .....  | WP 0518-1                       |
| Deck Lights Do Not Operate .....   | WP 0157-1                       |
| Deck Lights, Crew Cab Dome Lights, Clearance Lights, and Compartment Lights Do Not Operate ... | WP 0056-1                       |
| Deck Spotlight   |                                 |
| Installation .....   | WP 0352-4                       |
| Removal .....  | WP 0352-1                       |
| Deck Spotlight Lamp  |                                 |
| Installation .....   | WP 0353-2                       |
| Removal .....  | WP 0353-1                       |
| Description and Use of Operator's Controls and Indicators                                      |                                 |
| Controls and Indicators Introduction .....   | WP 0004-1                       |
| Destruction of Army Materiel To Prevent Enemy Use .....  | WP 0001-2                       |
| Digital Pressure Gauge(s) Does Not Operate .....   | WP 0127-1                       |
| Direct Tank Fill AUTO Indicator Does Not Illuminate (Pump Operator's Panel) .....              | WP 0128-1                       |
| Direct Tank Fill OPEN Indicator Does Not Illuminate (Pump Operator's Panel) .....              | WP 0129-1                       |
| Direct Tank Fill Valve Does Not Operate Properly (Auto or Manual Mode) .....                   | WP 0105-1                       |
| Direct Tank Fill Valve Wire Harness  |                                 |
| Installation .....   | WP 0447-3                       |
| Removal .....  | WP 0447-1                       |
| Discharges Have Abnormal Water Streams .....   | WP 0069-1                       |
| DO NOT MOVE APPARATUS WHEN LIGHT IS ON Indicator Does Not Operate Properly .....               | WP 0130-1                       |
| DO NOT MOVE APPARATUS WHEN LIGHT IS ON Indicator Flashes .....                                 | WP 0057-1                       |
| Dome Light (LED & Incandescent)  |                                 |
| Installation .....   | WP 0357-2                       |
| Removal .....  | WP 0357-1                       |
| Door Switch  |                                 |
| Installation .....   | WP 0385-2                       |
| Removal .....  | WP 0385-1                       |
| Drain Valve (Multi-Port)   |                                 |
| Installation .....   | WP 0272-4                       |
| Removal .....  | WP 0272-2                       |
| Drain Valve, Driver Pre-Connect A  |                                 |
| Installation .....   | WP 0270-3                       |
| Removal .....  | WP 0270-1                       |
| Drain Valve, Driver Pre-Connect B  |                                 |
| Installation .....   | WP 0271-3                       |
| Removal .....  | WP 0271-1                       |
| Drain Valves Leaking During Pumping Operations .....   | WP 0066-1                       |
| Draining Water Tank .....  | WP 0029-1                       |
| Driver Main Inlet Primer Valve   |                                 |
| Installation .....   | WP 0268-4                       |
| Removal .....  | WP 0268-1                       |

## ALPHABETICAL INDEX (CONTINUED)

| <u>Subject</u>  | <u>WP Sequence No.-Page No.</u> |
|---|---------------------------------|
| Driver Main Inlet Valve Does Not Operate Properly .....         | WP 0106-1                       |
| Driver Side and Passenger Side Crew Cab Ladder                  |                                 |
| Driver Side Crew Cab Ladder Installation .....                  | WP 0514-2                       |
| Driver Side Crew Cab Ladder Removal .....                       | WP 0514-2                       |
| Passenger Side Crew Cab Ladder Installation .....               | WP 0514-5                       |
| Passenger Side Crew Cab Ladder Removal .....                    | WP 0514-3                       |
| Driver Side Body Wire Harness                                   |                                 |
| Installation .....  | WP 0448-12                      |
| Removal .....   | WP 0448-2                       |
| Driver Side Hose Bed Cover Installation .....                   | WP 0524-4                       |
| Driver Side Pre-Connect A Valve Does Not Operate Properly ..... | WP 0107-1                       |
| Driver Side Pre-Connect B Valve Does Not Operate Properly ..... | WP 0108-1                       |
| Driver Side Stowage Compartment Light(s) Does Not Operate ..... | WP 0177-1                       |
| Dual Governor Pressure Switch                                   |                                 |
| Installation .....  | WP 0386-3                       |
| Removal .....   | WP 0386-1                       |

### E

|  |           |
|--|-----------|
| Electronically-Operated Ball Valve Electric Motor and Drive Assembly |           |
| Installation .....   | WP 0388-2 |
| Removal .....  | WP 0388-1 |
| Electronically-Operated Ball Valve Seats and Preformed Packing       |           |
| Installation .....   | WP 0387-2 |
| Removal .....  | WP 0387-1 |
| Equipment (Ladder) Rack  |           |
| Installation .....   | WP 0519-5 |
| Removal .....  | WP 0519-1 |
| Stow .....   | WP 0011-2 |
| Unstow .....   | WP 0011-1 |
| Equipment (Ladder) Rack Control Assembly                             |           |
| Installation .....   | WP 0389-2 |
| Removal .....  | WP 0389-1 |
| Equipment (Ladder) Rack Control Wire Harness                         |           |
| Installation .....   | WP 0449-4 |
| Removal .....  | WP 0449-1 |
| Equipment (Ladder) Rack Does Not Operate .....                       | WP 0131-1 |
| Equipment Description and Data                                       |           |
| Equipment Characteristics, Capabilities, and Features .....          | WP 0002-1 |
| Equipment Data .....   | WP 0002-8 |
| Location and Description of Major Components .....                   | WP 0002-6 |
| Evaporator Wire Harness  |           |
| Installation .....   | WP 0450-4 |
| Removal .....  | WP 0450-1 |
| Expendable Supplies and Materials List .....                         | WP 0625-1 |
| Extendable Floodlight  |           |
| Installation .....   | WP 0354-3 |
| Removal .....  | WP 0354-1 |

**ALPHABETICAL INDEX (CONTINUED)**

| <u>Subject</u>                              | <u>WP Sequence No.-Page No.</u> |
|---|---------------------------------|
| Extendable Floodlight Lamp                  |                                 |
| Installation .....                          | WP 0355-2                       |
| Removal .....                               | WP 0355-1                       |
| Extendable Floodlights Do Not Operate ..... | WP 0058-1, WP 0158-1            |

**F**

|   |           |
|---|-----------|
| Flow Sensor   |           |
| Installation .....  | WP 0390-2 |
| Removal .....   | WP 0390-1 |
| Flow Sensor Wire Harness  |           |
| Installation .....  | WP 0451-3 |
| Removal .....   | WP 0451-2 |
| Flush Check Valve   |           |
| Installation .....  | WP 0280-2 |
| Removal .....   | WP 0280-1 |
| Foam A Tank Level Indicator Gauge Does Not Operate Properly .....   | WP 0102-1 |
| Foam Agent  |           |
| Draining/Flushing Foam Agent Tank .....   | WP 0031-3 |
| Filling Foam Agent Tank .....   | WP 0031-1 |
| Foam B Tank Level Indicator Gauge Does Not Operate Properly .....   | WP 0103-1 |
| Foam Cover and Water Tank Vent  |           |
| Installation .....  | WP 0574-2 |
| Removal .....   | WP 0574-1 |
| FOAM FLUSH Indicator Does Not Illuminate (Pump Operator's Panel) .....  | WP 0132-1 |
| Foam Level Probe  |           |
| Calibration .....   | WP 0191-1 |
| Installation .....  | WP 0281-2 |
| Removal .....   | WP 0281-1 |
| Foam Not Delivered From All Systems (Bumper Turret, Ground Sweeps,<br>and Manual Metering Controls) or System Does Not Shut Off ..... | WP 0094-1 |
| Foam Not Delivered From Bumper Turret .....   | WP 0097-1 |
| Foam Not Delivered From Ground Sweeps .....   | WP 0099-1 |
| Foam Not Delivered From Roof Turret .....   | WP 0098-1 |
| Foam Not Delivered When Manual Metering Control is Operated .....   | WP 0100-1 |
| Foam Not Delivered When Tank A is Selected (Bumper Turret, Ground Sweeps,<br>and Manual Metering Controls) .....                      | WP 0095-1 |
| Foam Not Delivered When Tank B is Selected (Bumper Turret, Under Truck Nozzles,<br>and Manual Metering Controls) .....                | WP 0096-1 |
| Foam System   |           |
| Draining Foam Tanks .....   | WP 0040-7 |
| Flushing Foam Tanks .....   | WP 0040-8 |
| Foam Agent Piping Flush Procedure .....   | WP 0040-1 |
| Foam System Flushing .....  | WP 0040-1 |
| Foam System "A & B" Tank Drain  |           |
| Installation .....  | WP 0273-2 |
| Removal .....   | WP 0273-1 |

**ALPHABETICAL INDEX (CONTINUED)**

| <u>Subject</u>  | <u>WP Sequence No.-Page No.</u> |
|---|---------------------------------|
| Foam System "A" Check Valve   |                                 |
| Installation .....  | WP 0282-1                       |
| Removal .....   | WP 0282-1                       |
| Foam System "A" Shutoff Valve   |                                 |
| Installation .....  | WP 0284-2                       |
| Removal .....   | WP 0284-1                       |
| Foam System "B" Check Valve   |                                 |
| Installation .....  | WP 0283-1                       |
| Removal .....   | WP 0283-1                       |
| Foam System "B" Shutoff Valve   |                                 |
| Installation .....  | WP 0285-2                       |
| Removal .....   | WP 0285-1                       |
| Foam System and Instrument Panel-Standby Mode                           |                                 |
| Foam System-Standby Mode .....  | WP 0032-2                       |
| Instrument Panel-Standby Mode .....                                     | WP 0032-1                       |
| Foam System Cannot Be Flushed .....                                     | WP 0101-1                       |
| Foam System Does Not Operate .....                                      | WP 0060-1                       |
| Foam System Eductor   |                                 |
| Installation .....  | WP 0286-2                       |
| Removal .....   | WP 0286-1                       |
| Foam System Eductor Valve   |                                 |
| Installation .....  | WP 0287-2                       |
| Removal .....   | WP 0287-1                       |
| Foam System Flow Control Manifold                                       |                                 |
| Installation .....  | WP 0288-4                       |
| Removal .....   | WP 0288-1                       |
| Foam System Flush Valve   |                                 |
| Installation .....  | WP 0289-2                       |
| Removal .....   | WP 0289-1                       |
| Foam System General Information .....                                   | WP 0030-1                       |
| FOAM SYSTEM Indicator Does Not Illuminate (Cab) .....                   | WP 0133-1                       |
| FOAM SYSTEM Indicator Does Not Illuminate (Pump Operator's Panel) ..... | WP 0134-1                       |
| Foam System Inlet Check Valve   |                                 |
| Installation .....  | WP 0290-2                       |
| Removal .....   | WP 0290-1                       |
| Foam System Manual Metering Valve                                       |                                 |
| Installation .....  | WP 0291-2                       |
| Removal .....   | WP 0291-1                       |
| Foam System Multi-Metering Valve (Automatic)                            |                                 |
| Installation .....  | WP 0292-3                       |
| Removal .....   | WP 0292-1                       |
| Foam System Operating Procedures (Cab Instrument Panel)                 |                                 |
| Foam System Activation .....  | WP 0034-1                       |
| Foam System Deactivation/Clean-Up .....                                 | WP 0034-3                       |
| Stopping Foam Solution Flow .....                                       | WP 0034-3                       |



**ALPHABETICAL INDEX (CONTINUED)**

| <u>Subject</u>   | <u>WP Sequence No.-Page No.</u> |
|--|---------------------------------|
| Foam System Operating Procedures (Pump Operator's Panel) |                                 |
| Foam System Activation .....                             | WP 0033-1                       |
| Foam System Deactivation/Clean-Up .....                  | WP 0033-4                       |
| Starting Foam Solution Flow .....                        | WP 0033-2                       |
| Stopping Foam Solution Flow .....                        | WP 0033-3                       |
| Foam Tank Fill Port Extensions and Covers                |                                 |
| Installation .....                                       | WP 0293-2                       |
| Removal .....  | WP 0293-1                       |
| Foam Tank Level Probe Wire Harness                       |                                 |
| Installation .....                                       | WP 0452-2                       |
| Removal .....  | WP 0452-1                       |
| Fuel Tank Brackets                                       |                                 |
| Installation .....                                       | WP 0564-6                       |
| Removal .....  | WP 0564-1                       |

**G**

|   |           |
|---|-----------|
| Gasoline Can Stowage Compartment                            |           |
| Installation .....  | WP 0520-2 |
| Removal .....   | WP 0520-1 |
| GEN PTO ENGAGE Indicator Does Not Illuminate (Cab) .....    | WP 0139-1 |
| General Information   |           |
| Corrosion Prevention and Control .....                      | WP 0001-2 |
| Demolition By Mechanical Means .....                        | WP 0001-2 |
| Demolition By Misuse .....                                  | WP 0001-2 |
| Destruction Of Army Material To Prevent Enemy Use .....     | WP 0001-2 |
| Destruction Of Army Materiel To Prevent Enemy Use .....     | WP 0001-2 |
| List of Abbreviations/Acronyms .....                        | WP 0001-4 |
| List of Warning Icons/Descriptions .....                    | WP 0001-5 |
| Maintenance Forms, Records, and Reports .....               | WP 0001-2 |
| Nomenclature Cross-Reference List .....                     | WP 0001-3 |
| Quality of Material .....                                   | WP 0001-8 |
| Repair Parts .....  | WP 0001-8 |
| Reporting Equipment Improvement Recommendations (EIR) ..... | WP 0001-2 |
| Scope .....   | WP 0001-1 |
| Warranty Information .....                                  | WP 0001-3 |
| Glow Plug Circuit Breaker                                   |           |
| Installation .....  | WP 0391-2 |
| Removal .....   | WP 0391-1 |
| Glow Plug Control Relay                                     |           |
| Installation .....  | WP 0392-2 |
| Removal .....   | WP 0392-1 |
| Grab Handle   |           |
| Installation .....  | WP 0521-6 |
| Removal .....   | WP 0521-1 |

**ALPHABETICAL INDEX (CONTINUED)**

| <u>Subject</u>  | <u>WP Sequence No.-Page No.</u> |
|---|---------------------------------|
| Ground Sweeps   |                                 |
| Back Ground Sweeps Installation .....                   | WP 0575-7                       |
| Back Ground Sweeps Removal .....                        | WP 0575-7                       |
| Front Ground Sweeps Installation .....                  | WP 0575-2                       |
| Front Ground Sweeps Removal .....                       | WP 0575-1                       |
| Middle Back Ground Sweeps Installation .....            | WP 0575-6                       |
| Middle Back Ground Sweeps Removal .....                 | WP 0575-5                       |
| Middle Front Ground Sweeps Installation .....           | WP 0575-4                       |
| Middle Front Ground Sweeps Removal .....                | WP 0575-3                       |
| Starting Ground Sweeps .....                            | WP 0039-1                       |
| Stopping Ground Sweeps .....                            | WP 0039-1                       |
| Ground Sweeps Do Not Operate When Selected .....        | WP 0120-1                       |
| GROUND SWEEPS Indicator Does Not Illuminate (Cab) ..... | WP 0144-1                       |
| Ground Sweeps Valve                                     |                                 |
| Installation .....                                      | WP 0576-2                       |
| Removal .....   | WP 0576-1                       |

**H**

|   |            |
|---|------------|
| Handheld Radio Battery Charger(s) Does Not Charge Batteries ..... | WP 0067-1  |
| Heat Trace Junction Box   |            |
| Installation .....  | WP 0604-4  |
| Removal .....   | WP 0604-1  |
| Heat Trace Thermostat   |            |
| Installation .....  | WP 0605-4  |
| Removal .....   | WP 0605-1  |
| Heater Access Panel   |            |
| Installation .....  | WP 0522-2  |
| Removal .....   | WP 0522-1  |
| Heater Fuel Pumps   |            |
| Installation .....  | WP 0467-2  |
| Removal .....   | WP 0467-1  |
| Heater Fuel Tank Pickups  |            |
| Installation .....  | WP 0468-6  |
| Removal .....   | WP 0468-1  |
| High Amperage Cable   |            |
| Replacement .....   | WP 0393-1  |
| High Pressure Water Source Intake Relief Valve Setting            |            |
| Adjustment .....  | WP 0257-1  |
| Hose Bed Cover(s)   |            |
| Driver Side Hose Bed Cover Installation .....                     | WP 0524-4  |
| Driver Side Hose Bed Cover Removal .....                          | WP 0524-2  |
| Passenger Side Hose Bed Cover Installation .....                  | WP 0524-10 |
| Passenger Side Hose Bed Cover Removal .....                       | WP 0524-7  |
| Hose Bed Covers   |            |
| Close .....   | WP 0015-3  |
| Open .....  | WP 0015-1  |

## ALPHABETICAL INDEX (CONTINUED)

| <u>Subject</u>  | <u>WP Sequence No.-Page No.</u> |
|---|---------------------------------|
| Hose Bed Divider  |                                 |
| Installation .....  | WP 0525-2                       |
| Removal .....   | WP 0525-1                       |
| Hose Bed Grating  |                                 |
| Installation .....  | WP 0526-2                       |
| Removal .....   | WP 0526-1                       |
| Hose Restraint Net  |                                 |
| Installation .....  | WP 0523-2                       |
| Removal .....   | WP 0523-1                       |
| Hydraulic Generator   |                                 |
| Installation .....  | WP 0592-7                       |
| Removal .....   | WP 0592-1                       |
| Starting Hydraulic Generator .....                                  | WP 0021-1                       |
| Stopping Hydraulic Generator .....                                  | WP 0021-2                       |
| Hydraulic Generator Cables  |                                 |
| Installation .....  | WP 0583-5                       |
| Removal .....   | WP 0583-1                       |
| Hydraulic Generator Compensator                                     |                                 |
| Adjustment .....  | WP 0192-1                       |
| Installation .....  | WP 0584-2                       |
| Removal .....   | WP 0584-1                       |
| Hydraulic Generator Digital Display Module                          |                                 |
| Installation .....  | WP 0585-4                       |
| Removal .....   | WP 0585-1                       |
| Hydraulic Generator Does Not Operate Properly .....                 | WP 0171-1                       |
| Hydraulic Generator Hoses   |                                 |
| Hydraulic Coupling Installation .....                               | WP 0586-3                       |
| Hydraulic Coupling Removal .....                                    | WP 0586-1                       |
| Hydraulic Lines .....   | WP 0586-3                       |
| Hydraulic Generator Motor   |                                 |
| Installation .....  | WP 0591-4                       |
| Removal .....   | WP 0591-1                       |
| Hydraulic Generator Oil   |                                 |
| Drain .....   | WP 0588-1                       |
| Fill .....  | WP 0588-2                       |
| Hydraulic Generator Oil Cooler Fan                                  |                                 |
| Installation .....  | WP 0587-2                       |
| Removal .....   | WP 0587-1                       |
| Hydraulic Generator Oil Cooling Fan Does Not Operate Properly ..... | WP 0172-1                       |
| Hydraulic Generator Oil Filter                                      |                                 |
| Installation .....  | WP 0589-2                       |
| Removal .....   | WP 0589-1                       |
| Hydraulic Generator Oil Filter Base                                 |                                 |
| Installation .....  | WP 0590-3                       |
| Removal .....   | WP 0590-1                       |
| Hydraulic Generator PTO Does Not Engage When Selected .....         | WP 0121-1                       |
| Hydraulic Generator Reservoir                                       |                                 |
| Installation .....  | WP 0596-3                       |
| Removal .....   | WP 0596-1                       |

## ALPHABETICAL INDEX (CONTINUED)

| <u>Subject</u>                                    | <u>WP Sequence No.-Page No.</u> |
|---|---------------------------------|
| Hydraulic Generator Reservoir Boost Unit Assembly |                                 |
| Installation .....                                | WP 0593-2                       |
| Removal .....                                     | WP 0593-1                       |
| Hydraulic Generator Reservoir Breather            |                                 |
| Installation .....                                | WP 0594-2                       |
| Removal .....                                     | WP 0594-1                       |
| Hydraulic Generator Reservoir Fluid Level Gauge   |                                 |
| Installation .....                                | WP 0595-2                       |
| Removal .....                                     | WP 0595-1                       |
| Hydraulic Generator Reservoir Strainer            |                                 |
| Installation .....                                | WP 0597-2                       |
| Removal .....                                     | WP 0597-1                       |
| Hydraulic Generator Reservoir Temperature Sensor  |                                 |
| Installation .....                                | WP 0598-2                       |
| Removal .....                                     | WP 0598-1                       |
| Hydraulic System Bleed .....                      | WP 0599-1                       |

### I

|   |           |
|---|-----------|
| Illustrated List of Manufactured Items .....                                  | WP 0608-1 |
| Inlet, Discharge, and Tank Fill and Re-Circulating Control Valve Wire Harness |           |
| Installation .....  | WP 0453-3 |
| Removal .....   | WP 0453-2 |
| Inline Fuse   |           |
| Installation .....  | WP 0394-1 |
| Removal .....   | WP 0394-1 |
| Intercom  |           |
| Installation .....  | WP 0395-4 |
| Removal .....   | WP 0395-1 |
| Intercom and Headsets Do Not Operate Properly .....                           | WP 0173-1 |
| Intercom Wire Harness   |           |
| Installation .....  | WP 0454-3 |
| Removal .....   | WP 0454-1 |

### L

|                    |           |
|--------------------|-----------|
| Light Bezel        |           |
| Installation ..... | WP 0396-1 |
| Removal .....      | WP 0396-1 |
| Light Bezel Cover  |           |
| Installation ..... | WP 0397-3 |
| Removal .....      | WP 0397-1 |

## ALPHABETICAL INDEX (CONTINUED)

| <u>Subject</u>   | <u>WP Sequence No.-Page No.</u> |
|--|---------------------------------|
| Loose Equipment (Components of End Item) Mounting Bracket(s) |                                 |
| Adapter Bracket Installation .....                           | WP 0527-27                      |
| Adapter Bracket Removal .....                                | WP 0527-27                      |
| Air Lifting Kit Bracket Installation .....                   | WP 0527-22                      |
| Air Lifting Kit Bracket Removal .....                        | WP 0527-21                      |
| Arson Handle Bracket Installation .....                      | WP 0527-24                      |
| Arson Handle Bracket Removal .....                           | WP 0527-24                      |
| Axe Handle Bracket Installation .....                        | WP 0527-11                      |
| Axe Handle Bracket Removal .....                             | WP 0527-11                      |
| Axe Protector Bracket Installation .....                     | WP 0527-12                      |
| Axe Protector Bracket Removal .....                          | WP 0527-12                      |
| Base Bracket Installation .....                              | WP 0527-14                      |
| Base Bracket Removal .....                                   | WP 0527-13                      |
| Fan Bracket Installation .....                               | WP 0527-2                       |
| Fan Bracket Removal .....                                    | WP 0527-1                       |
| Fire Extinguisher Bracket Installation .....                 | WP 0527-15                      |
| Fire Extinguisher Bracket Removal .....                      | WP 0527-15                      |
| Forestry Tool Bracket Installation .....                     | WP 0527-3                       |
| Forestry Tool Bracket Removal .....                          | WP 0527-3                       |
| Hooligan Tool Bracket Installation .....                     | WP 0527-9                       |
| Hooligan Tool Bracket Removal .....                          | WP 0527-9                       |
| Loop Bracket Installation .....                              | WP 0527-7                       |
| Loop Bracket Removal .....                                   | WP 0527-7                       |
| Mattock Pick Bracket Installation .....                      | WP 0527-5                       |
| Mattock Pick Bracket Removal .....                           | WP 0527-5                       |
| Millennium Detector Bracket Installation .....               | WP 0527-19                      |
| Millennium Detector Bracket Removal .....                    | WP 0527-19                      |
| Monitor Package Bracket Installation .....                   | WP 0527-17                      |
| Monitor Package Bracket Removal .....                        | WP 0527-17                      |
| Nozzle Bracket Installation .....                            | WP 0527-25                      |
| Nozzle Bracket Removal .....                                 | WP 0527-25                      |
| Nozzle Tip Bracket Installation .....                        | WP 0527-18                      |
| Nozzle Tool Bracket Installation .....                       | WP 0527-26                      |
| Nozzle Tool Bracket Removal .....                            | WP 0527-26                      |
| Pike Handle Bracket Installation .....                       | WP 0527-23                      |
| Pike Handle Bracket Removal .....                            | WP 0527-23                      |
| Pike Pole Bracket Installation .....                         | WP 0527-20                      |
| Pike Pole Bracket Removal .....                              | WP 0527-20                      |
| Pry Axe Attachment Bracket Installation .....                | WP 0527-8                       |
| Pry Axe Attachment Bracket Removal .....                     | WP 0527-8                       |
| Pry Axe W/Claw Bracket Installation .....                    | WP 0527-10                      |
| Pry Axe W/Claw Bracket Removal .....                         | WP 0527-10                      |
| Pulaski Axe Bracket Installation .....                       | WP 0527-4                       |
| Pulaski Axe Bracket Removal .....                            | WP 0527-4                       |
| Shovel Bracket Removal .....                                 | WP 0527-6                       |
| Streamlight Bracket Installation .....                       | WP 0527-28                      |
| Streamlight Bracket Removal .....                            | WP 0527-28                      |
| Y Bracket Installation .....                                 | WP 0527-16                      |
| Y Bracket Removal .....                                      | WP 0527-16                      |

## ALPHABETICAL INDEX (CONTINUED)

| <u>Subject</u>                      | <u>WP Sequence No.-Page No.</u> |
|-------------------------------------|---------------------------------|
| Lower Rear Marker Light and Bracket |                                 |
| Installation .....                  | WP 0342-3                       |
| Removal .....                       | WP 0342-1                       |

### M

|   |            |
|---|------------|
| Main Inlet Valve (Driver Side)                        |            |
| Installation .....                                    | WP 0484-3  |
| Removal .....   | WP 0484-1  |
| Main Intake Relief/Dump Valve (Driver Side)           |            |
| Installation .....                                    | WP 0258-2  |
| Removal .....   | WP 0258-1  |
| Main Wire Harness                                     |            |
| Installation .....                                    | WP 0455-19 |
| Removal .....   | WP 0455-1  |
| Maintenance Allocation Chart (MAC) .....              | WP 0622-1  |
| Maintenance Allocation Chart (MAC) Introduction ..... | WP 0621-1  |
| Maintenance General Introduction .....                | WP 0187-1  |
| Marker Light (Amber LED)                              |            |
| Installation .....                                    | WP 0343-2  |
| Removal .....   | WP 0343-1  |

### N

|  |           |
|--|-----------|
| No. 1 Discharge Drain Valve (Driver Side)                              |           |
| Installation .....   | WP 0274-3 |
| Removal .....  | WP 0274-1 |
| No. 1 Discharge Valve (Driver Side)                                    |           |
| Installation .....   | WP 0485-4 |
| Removal .....  | WP 0485-2 |
| No. 1 Discharge Valve (Driver Side) Does Not Operate Properly .....    | WP 0109-1 |
| No. 2 Discharge Drain Valve (Driver Side)                              |           |
| Installation .....   | WP 0275-3 |
| Removal .....  | WP 0275-1 |
| No. 2 Discharge Valve (Driver Side)                                    |           |
| Installation .....   | WP 0486-3 |
| Removal .....  | WP 0486-1 |
| No. 2 Discharge Valve (Driver Side) Does Not Operate Properly .....    | WP 0110-1 |
| No. 3 Discharge Drain Valve (Passenger Side)                           |           |
| Installation .....   | WP 0276-3 |
| Removal .....  | WP 0276-1 |
| No. 3 Discharge Valve (Passenger Side)                                 |           |
| Installation .....   | WP 0487-3 |
| Removal .....  | WP 0487-1 |
| No. 3 Discharge Valve (Passenger Side) Does Not Operate Properly ..... | WP 0111-1 |
| No. 4 Discharge Drain Valve (Passenger Side)                           |           |
| Installation .....   | WP 0277-3 |
| Removal .....  | WP 0277-1 |

## ALPHABETICAL INDEX (CONTINUED)

| <u>Subject</u>   | <u>WP Sequence No.-Page No.</u> |
|--|---------------------------------|
| No. 4 Discharge Valve (Passenger Side)                                 |                                 |
| Installation .....   | WP 0488-3                       |
| Removal .....  | WP 0488-1                       |
| No. 4 Discharge Valve (Passenger Side) Does Not Operate Properly ..... | WP 0112-1                       |

### O

|   |           |
|---|-----------|
| On-Board Tool Mounting Bracket(s)                             |           |
| Crew Cab On-Board Tool Mounting Bracket Installation .....    | WP 0528-2 |
| Crew Cab On-Board Tool Mounting Bracket Removal .....         | WP 0528-1 |
| Rear On-Board Tool Mounting Bracket Installation .....        | WP 0528-3 |
| Rear On-Board Tool Mounting Bracket Removal .....             | WP 0528-3 |
| On-Truck Load Plan  |           |
| General .....   | WP 0047-1 |
| On-Truck Load Plan .....                                      | WP 0047-2 |
| Scope .....   | WP 0047-1 |
| Operation in Cold Environment, -25 to 32°F (-32 to 0°C) ..... | WP 0045-1 |
| Overhead Beacon Light   |           |
| Installation .....  | WP 0356-2 |
| Removal .....   | WP 0356-1 |

### P

|   |            |
|---|------------|
| Passenger Seat  |            |
| Installation .....  | WP 0530-3  |
| Removal .....   | WP 0530-1  |
| Passenger Seat Mount  |            |
| Installation .....  | WP 0529-2  |
| Removal .....   | WP 0529-1  |
| Passenger Side and Rear Stowage Compartment Light(s) Do Not Operate ..... | WP 0174-1  |
| Passenger Side Auxiliary Inlet and Driver Side Main Inlet Bleeder Valve   |            |
| Installation .....  | WP 0278-3  |
| Removal .....   | WP 0278-1  |
| Passenger Side Auxiliary Inlet Valve Does Not Operate Properly .....      | WP 0113-1  |
| Passenger Side Body Wire Harness  |            |
| Installation .....  | WP 0456-13 |
| Removal .....   | WP 0456-2  |
| Personnel Cab Clearance Light and Bracket                                 |            |
| Installation .....  | WP 0344-3  |
| Removal .....   | WP 0344-1  |
| Personnel Cab Do Not Move Apparatus Indicator                             |            |
| Installation .....  | WP 0305-2  |
| Removal .....   | WP 0305-1  |
| Personnel Cab Foam Tank Selector Indicator                                |            |
| Installation .....  | WP 0306-2  |
| Removal .....   | WP 0306-1  |

## ALPHABETICAL INDEX (CONTINUED)

| <u>Subject</u>                                       | <u>WP Sequence No.-Page No.</u> |
|--|---------------------------------|
| Personnel Cab Foam Tank Selector Indicator Lamp      |                                 |
| Installation .....                                   | WP 0307-2                       |
| Removal .....  | WP 0307-1                       |
| Personnel Cab Foam Tank Selector Switch              |                                 |
| Installation .....                                   | WP 0308-2                       |
| Removal .....  | WP 0308-1                       |
| Personnel Cab Front Lightbar                         |                                 |
| Assembly .....                                       | WP 0347-2                       |
| Disassembly .....                                    | WP 0347-2                       |
| Installation .....                                   | WP 0345-3                       |
| Removal .....  | WP 0345-1                       |
| Personnel Cab Governor Control Panel                 |                                 |
| Installation .....                                   | WP 0309-2                       |
| Removal .....  | WP 0309-1                       |
| Personnel Cab High Idle Switch and Indicator         |                                 |
| Installation .....                                   | WP 0310-2                       |
| Removal .....  | WP 0310-1                       |
| Personnel Cab Instrument Panel                       |                                 |
| Panel A installation .....                           | WP 0311-5                       |
| Panel A Removal .....                                | WP 0311-2                       |
| Panel B Installation .....                           | WP 0311-9                       |
| Panel B Removal .....                                | WP 0311-8                       |
| Panel C Installation .....                           | WP 0311-10                      |
| Panel C Removal .....                                | WP 0311-10                      |
| Panel D installation .....                           | WP 0311-11                      |
| Panel D Removal .....                                | WP 0311-11                      |
| Panel E Installation .....                           | WP 0311-12                      |
| Panel E Removal .....                                | WP 0311-12                      |
| Personnel Cab Instrument Panel Assembly              |                                 |
| Installation .....                                   | WP 0312-5                       |
| Removal .....  | WP 0312-1                       |
| Personnel Cab Panel Indicator                        |                                 |
| Installation .....                                   | WP 0313-2                       |
| Removal .....  | WP 0313-1                       |
| Personnel Cab Panel Indicator Lamp(s)                |                                 |
| Installation .....                                   | WP 0314-2                       |
| Removal .....  | WP 0314-1                       |
| Personnel Cab Power Distribution Block               |                                 |
| Installation .....                                   | WP 0400-4                       |
| Removal .....  | WP 0400-1                       |
| Personnel Cab Power Distribution Box Circuit Breaker |                                 |
| Installation .....                                   | WP 0398-2                       |
| Removal .....  | WP 0398-1                       |
| Personnel Cab Power Distribution Box Diode Block     |                                 |
| Installation .....                                   | WP 0399-2                       |
| Removal .....  | WP 0399-1                       |
| Personnel Cab Power Distribution Box Fuse            |                                 |
| Installation .....                                   | WP 0401-2                       |
| Removal .....  | WP 0401-1                       |



**ALPHABETICAL INDEX (CONTINUED)**

| <u>Subject</u>  | <u>WP Sequence No.-Page No.</u> |
|---|---------------------------------|
| Personnel Cab Power Distribution Box Relays                         |                                 |
| Installation .....  | WP 0402-2                       |
| Removal .....   | WP 0402-1                       |
| Personnel Cab Roof Lightbar Flasher Unit                            |                                 |
| Installation .....  | WP 0403-3                       |
| Removal .....   | WP 0403-1                       |
| Personnel Cab SCBA Seat Repair                                      |                                 |
| Installation .....  | WP 0532-4                       |
| Removal .....   | WP 0532-1                       |
| Personnel Cab Side Lightbar   |                                 |
| Assembly .....  | WP 0347-1                       |
| Disassembly .....   | WP 0347-1                       |
| Installation .....  | WP 0346-2                       |
| Removal .....   | WP 0346-1                       |
| Personnel Cab Step  |                                 |
| Installation .....  | WP 0533-4                       |
| Removal .....   | WP 0533-1                       |
| Personnel Cab Step Clearance Light                                  |                                 |
| Installation .....  | WP 0404-3                       |
| Removal .....   | WP 0404-1                       |
| Personnel Cab Toggle Switch   |                                 |
| Installation .....  | WP 0315-2                       |
| Removal .....   | WP 0315-1                       |
| Personnel Cab Warning Light and Do Not Move Apparatus Flasher Units |                                 |
| Installation .....  | WP 0348-2                       |
| Removal .....   | WP 0348-1                       |
| Personnel Cab Water and/or Foam Level Gauge(s)                      |                                 |
| Installation .....  | WP 0316-2                       |
| Removal .....   | WP 0316-1                       |
| Piping Assembly (Pipe Thread Sealing Compound)                      |                                 |
| Assembly .....  | WP 0489-1                       |
| Piping Heat Trace   |                                 |
| Installation .....  | WP 0606-7                       |
| Removal .....   | WP 0606-1                       |
| Piping Heat Trace Does Not Operate Properly .....                   | WP 0181-1                       |
| Plumbing Insulation   |                                 |
| Installation .....  | WP 0607-2                       |
| Removal .....   | WP 0607-1                       |
| Plumbing, Hoses, and Piping   |                                 |
| Foam and Water Tank Fill Systems .....                              | WP 0490-4                       |
| Ground Sweeps and Thermal Relief Systems .....                      | WP 0490-14                      |
| Pre-Connect System .....  | WP 0490-10                      |
| Priming System .....  | WP 0490-18                      |
| Roof and Bumper Turret Systems .....                                | WP 0490-12                      |
| Side Discharge System .....   | WP 0490-8                       |
| Water Intake System .....   | WP 0490-1                       |
| Windshield Deluge System .....                                      | WP 0490-16                      |

## ALPHABETICAL INDEX (CONTINUED)

| <u>Subject</u>   | <u>WP Sequence No.-Page No.</u> |
|--|---------------------------------|
| Pneumatic Spring   |                                 |
| Installation .....   | WP 0534-2                       |
| Removal .....  | WP 0534-1                       |
| Portable Handheld Flashlight and Charger                       |                                 |
| Installation .....   | WP 0405-2                       |
| Removal .....  | WP 0405-1                       |
| Portable Handheld Radio and Charger                            |                                 |
| Installation .....   | WP 0406-3                       |
| Removal .....  | WP 0406-1                       |
| Post Operation Procedures .....                                | WP 0041-1                       |
| Power Cable Assembly (SINCGARS)                                |                                 |
| Installation .....   | WP 0409-2                       |
| Removal .....  | WP 0409-1                       |
| Power Distribution Box (Pump House)                            |                                 |
| Installation .....   | WP 0407-2                       |
| Removal .....  | WP 0407-1                       |
| Power Distribution Box Control Panel (Pump House)              |                                 |
| Installation .....   | WP 0408-2                       |
| Removal .....  | WP 0408-1                       |
| Power Steering Pump Modification                               |                                 |
| Installation .....   | WP 0535-6                       |
| Modification of New Steering Pump .....                        | WP 0535-2                       |
| Removal .....  | WP 0535-1                       |
| Power Take Off (PTO)   |                                 |
| Installation .....   | WP 0600-2                       |
| Removal .....  | WP 0600-1                       |
| Power Take Off (PTO) Pump                                      |                                 |
| Installation .....   | WP 0601-4                       |
| Removal .....  | WP 0601-1                       |
| Power Take Off (PTO) Solenoid and Pressure Switch              |                                 |
| Installation .....   | WP 0602-2                       |
| Removal .....  | WP 0602-1                       |
| Pre-Connect Nozzle Storage Cups                                |                                 |
| Installation .....   | WP 0536-2                       |
| Removal .....  | WP 0536-1                       |
| Pre-Connect Roller Assembly                                    |                                 |
| Installation .....   | WP 0537-3                       |
| Removal .....  | WP 0537-1                       |
| Pre-Connects   |                                 |
| Driver Side Pre-Connect A Installation .....                   | WP 0577-2                       |
| Driver Side Pre-Connect A Removal .....                        | WP 0577-1                       |
| Driver Side Pre-Connect B Installation .....                   | WP 0577-5                       |
| Driver Side Pre-Connect B Removal .....                        | WP 0577-4                       |
| Preparation for Operation-Operational Modes .....              | WP 0006-1                       |
| Preparation for Storage or Shipment                            |                                 |
| Preparation for Shipment .....                                 | WP 0043-13                      |
| Preparation for Storage (Long Term - 6 Months or Longer) ..... | WP 0043-1                       |
| Prepare to Operate Vehicle .....                               | WP 0005-1                       |

## ALPHABETICAL INDEX (CONTINUED)

| <u>Subject</u>  | <u>WP Sequence No.-Page No.</u> |
|---|---------------------------------|
| Pressure Governor Adjustment  |                                 |
| Pressure Governor Gain Adjustment .....   | WP 0193-2                       |
| Pressure Governor PReset PSI Adjustment .....   | WP 0193-4                       |
| Pressure Governor Ramp Adjustment .....   | WP 0193-2                       |
| Pressure Governor Sensitivity Adjustment .....  | WP 0193-3                       |
| Pressure Governor Operation .....   | WP 0024-1                       |
| Pressure Reducing Valve Driver Pre-Connect "A"  |                                 |
| Installation .....  | WP 0491-3                       |
| Removal .....   | WP 0491-1                       |
| Pressure Reducing Valve Driver Pre-Connect "B"  |                                 |
| Installation .....  | WP 0492-2                       |
| Removal .....   | WP 0492-1                       |
| Pressure Regulator  |                                 |
| Installation .....  | WP 0410-2                       |
| Removal .....   | WP 0410-1                       |
| Pressure Transducer   |                                 |
| Installation .....  | WP 0411-2                       |
| Removal .....   | WP 0411-1                       |
| Pressure Transducer Wire Harness  |                                 |
| Installation .....  | WP 0460-3                       |
| Removal .....   | WP 0460-2                       |
| Preventive Maintenance Checks and Services (PMCS) Introduction .....                        | WP 0185-1                       |
| Preventive Maintenance Checks and Services (PMCS), Including Lubrication Instructions ..... | WP 0186-1                       |
| Primer Pump   |                                 |
| Assembly .....  | WP 0263-4                       |
| Cleaning/Inspection .....   | WP 0263-3                       |
| Disassembly .....   | WP 0263-1                       |
| Installation .....  | WP 0262-3                       |
| Removal .....   | WP 0262-1                       |
| Primer Pump Motor Control Solenoid  |                                 |
| Installation .....  | WP 0260-2                       |
| Removal .....   | WP 0260-1                       |
| Primer Pump Valve Motor Inline Fuse   |                                 |
| Installation .....  | WP 0261-2                       |
| Removal .....   | WP 0261-1                       |
| Primer Tank   |                                 |
| Installation .....  | WP 0264-2                       |
| Removal .....   | WP 0264-1                       |
| Primer Valve Cable  |                                 |
| Installation .....  | WP 0265-2                       |
| Removal .....   | WP 0265-1                       |
| Primer Valve Control Solenoid(s)  |                                 |
| Driver Side Inlet Prime Valve Solenoid Installation .....                                   | WP 0266-4                       |
| Driver Side Inlet Prime Valve Solenoid Removal .....  | WP 0266-3                       |
| Pump Primer Solenoid Installation .....   | WP 0266-2                       |
| Pump Primer Solenoid Removal .....  | WP 0266-1                       |
| Priming Water Pump .....  | WP 0023-1                       |
| Pump and Plumbing Blow-Out Procedures .....   | WP 0044-1                       |
| Pump and Roll Procedures .....  | WP 0028-1                       |

## ALPHABETICAL INDEX (CONTINUED)

| <u>Subject</u>  | <u>WP Sequence No.-Page No.</u> |
|---|---------------------------------|
| Pump Cooler (Dump-To-Ground) Valve  |                                 |
| Installation .....  | WP 0578-2                       |
| Removal .....   | WP 0578-1                       |
| PUMP COOLER Indicator Does Not Illuminate (Pump Operator's Panel) .....   | WP 0136-1                       |
| Pump Cooler Open Indicator Does Not Illuminate (Cab) .....  | WP 0135-1                       |
| Pump Cooler Valve Does Not Operate Properly .....   | WP 0114-1                       |
| Pump Digital Pressure Gauge(s) (Discharge and Intake)   |                                 |
| Installation .....  | WP 0317-2                       |
| Removal .....   | WP 0317-1                       |
| Pump Does Not Prime .....   | WP 0064-1                       |
| Pump Engine Cranks But Fails to Start .....   | WP 0061-1                       |
| Pump Engine Governor Control Does Not Operate .....   | WP 0062-1                       |
| PUMP ENGINE RUNNING Indicator Not Illuminated When Water Pump Engine is Running .....                             | WP 0137-1                       |
| Pump Engine Runs Rough or Shuts Down While Running .....  | WP 0063-1                       |
| PUMP HOT Alarm/Indicator Does Not Operate When Tested or Pump Overheat Condition<br>(Pump Operator's Panel) ..... | WP 0138-1                       |
| Pump House Access Doors   |                                 |
| Installation .....  | WP 0538-3                       |
| Removal .....   | WP 0538-1                       |
| Pump House Cooling Fan  |                                 |
| Installation .....  | WP 0416-2                       |
| Removal .....   | WP 0416-1                       |
| Pump House Cooling Fan Temperature Switch   |                                 |
| Installation .....  | WP 0414-2                       |
| Removal .....   | WP 0414-1                       |
| Pump House Distribution Box Circuit Breaker   |                                 |
| Installation .....  | WP 0412-2                       |
| Removal .....   | WP 0412-1                       |
| Pump House Distribution Box Relay   |                                 |
| Installation .....  | WP 0413-2                       |
| Removal .....   | WP 0413-1                       |
| Pump House Fan Does Not Operate Properly .....  | WP 0175-1                       |
| Pump House Heater   |                                 |
| Installation .....  | WP 0469-3                       |
| Removal .....   | WP 0469-1                       |
| Pump House Heater Diagnostic Module   |                                 |
| Installation .....  | WP 0415-3                       |
| Removal .....   | WP 0415-1                       |
| Pump House Heater Does Not Operate Properly .....   | WP 0182-1                       |
| Pump House or Pump Operator's Panel Work Light(s) Does Not Operate .....  | WP 0176-1                       |
| Pump House Panel A  |                                 |
| Close .....   | WP 0539-2                       |
| Open .....  | WP 0539-1                       |

**ALPHABETICAL INDEX (CONTINUED)**

| <u>Subject</u>                                       | <u>WP Sequence No.-Page No.</u> |
|--|---------------------------------|
| Pump House Panels                                    |                                 |
| General .....  | WP 0540-1                       |
| Pump Panel A Installation .....                      | WP 0540-4                       |
| Pump Panel A Removal .....                           | WP 0540-2                       |
| Pump Panel B Installation .....                      | WP 0540-7                       |
| Pump Panel B Removal .....                           | WP 0540-6                       |
| Pump Panel C Installation .....                      | WP 0540-8                       |
| Pump Panel C Removal .....                           | WP 0540-8                       |
| Pump Panel D Installation .....                      | WP 0540-9                       |
| Pump Panel D Removal .....                           | WP 0540-9                       |
| Pump Panel E Installation .....                      | WP 0540-11                      |
| Pump Panel E Removal .....                           | WP 0540-11                      |
| Pump Panel F Installation .....                      | WP 0540-12                      |
| Pump Panel F Removal .....                           | WP 0540-12                      |
| Pump Panel G Installation .....                      | WP 0540-13                      |
| Pump Panel G Removal .....                           | WP 0540-13                      |
| Pump Panel H Installation .....                      | WP 0540-14                      |
| Pump Panel H Removal .....                           | WP 0540-14                      |
| Pump Panel I Installation .....                      | WP 0540-16                      |
| Pump Panel I Removal .....                           | WP 0540-15                      |
| Pump Panel J Installation .....                      | WP 0540-17                      |
| Pump Panel J Removal .....                           | WP 0540-16                      |
| Pump Panel K Installation .....                      | WP 0540-18                      |
| Pump Panel K Removal .....                           | WP 0540-17                      |
| Pump Panel L Installation .....                      | WP 0540-19                      |
| Pump Panel L Removal .....                           | WP 0540-18                      |
| Pump Panel M Installation .....                      | WP 0540-21                      |
| Pump Panel M Removal .....                           | WP 0540-20                      |
| Pump Panel N Installation .....                      | WP 0540-22                      |
| Pump Panel N Removal .....                           | WP 0540-22                      |
| Pump Panel O Installation .....                      | WP 0540-23                      |
| Pump Panel O Removal .....                           | WP 0540-23                      |
| Pump Panel P Installation .....                      | WP 0540-24                      |
| Pump Panel P Removal .....                           | WP 0540-24                      |
| Pump Panel Q Installation .....                      | WP 0540-25                      |
| Pump Panel Q Removal .....                           | WP 0540-25                      |
| Pump Panel R Installation .....                      | WP 0540-26                      |
| Pump Panel R Removal .....                           | WP 0540-26                      |
| Pump Panel S Installation .....                      | WP 0540-27                      |
| Pump Panel S Removal .....                           | WP 0540-27                      |
| Pump Panel T Installation .....                      | WP 0540-28                      |
| Pump Panel T Removal .....                           | WP 0540-28                      |
| Pump Panel U Installation .....                      | WP 0540-29                      |
| Pump Panel U Removal .....                           | WP 0540-29                      |
| Pump House Power Distribution Wire Harness and Block |                                 |
| Installation .....                                   | WP 0457-4                       |
| Removal .....  | WP 0457-1                       |

## ALPHABETICAL INDEX (CONTINUED)

| <u>Subject</u>                                      | <u>WP Sequence No.-Page No.</u> |
|---|---------------------------------|
| Pump House Wire Harness                             |                                 |
| Installation .....                                  | WP 0458-11                      |
| Removal .....                                       | WP 0458-1                       |
| Pump Loses Prime .....                              | WP 0065-1                       |
| Pump Operator's Panel                               |                                 |
| Close .....   | WP 0019-3                       |
| Installation .....                                  | WP 0334-3                       |
| Open .....  | WP 0019-1                       |
| Removal .....                                       | WP 0334-2                       |
| Pump Operator's Panel Air Flow Restrictor Indicator |                                 |
| Installation .....                                  | WP 0318-2                       |
| Removal .....                                       | WP 0318-1                       |
| Pump Operator's Panel Cover                         |                                 |
| Installation .....                                  | WP 0320-3                       |
| Removal .....                                       | WP 0320-1                       |
| Pump Operator's Panel Electric Valve Control        |                                 |
| Installation .....                                  | WP 0418-2                       |
| Removal .....                                       | WP 0418-1                       |
| Pump Operator's Panel Electric Valve Control/Meter  |                                 |
| Installation .....                                  | WP 0417-2                       |
| Removal .....                                       | WP 0417-1                       |
| Pump Operator's Panel Engine Diagnostics Plug       |                                 |
| Installation .....                                  | WP 0321-2                       |
| Removal .....                                       | WP 0321-1                       |
| Pump Operator's Panel Foam Level Gauge              |                                 |
| Installation .....                                  | WP 0322-2                       |
| Removal .....                                       | WP 0322-1                       |
| Pump Operator's Panel Fuel Gauge                    |                                 |
| Installation .....                                  | WP 0323-2                       |
| Removal .....                                       | WP 0323-1                       |
| Pump Operator's Panel Hourmeter                     |                                 |
| Installation .....                                  | WP 0324-2                       |
| Removal .....                                       | WP 0324-1                       |
| Pump Operator's Panel Housing Open/Close            |                                 |
| Close .....   | WP 0325-2                       |
| Open .....  | WP 0325-1                       |
| Pump Operator's Panel Indicator Lamp                |                                 |
| Installation .....                                  | WP 0327-1                       |
| Removal .....                                       | WP 0327-1                       |
| Pump Operator's Panel Indicator Light               |                                 |
| Installation .....                                  | WP 0326-2                       |
| Removal .....                                       | WP 0326-1                       |
| Pump Operator's Panel Light Switch                  |                                 |
| Installation .....                                  | WP 0328-2                       |
| Removal .....                                       | WP 0328-1                       |
| Pump Operator's Panel Manual Primer Handle          |                                 |
| Installation .....                                  | WP 0329-2                       |
| Removal .....                                       | WP 0329-1                       |

## ALPHABETICAL INDEX (CONTINUED)

| <u>Subject</u>  | <u>WP Sequence No.-Page No.</u> |
|---|---------------------------------|
| Pump Operator's Panel Momentary Toggle Switch                   |                                 |
| Installation .....  | WP 0330-2                       |
| Removal .....   | WP 0330-1                       |
| Pump Operator's Panel Overheat Test Button                      |                                 |
| Installation .....  | WP 0331-2                       |
| Removal .....   | WP 0331-1                       |
| Pump Operator's Panel Pressure Governor Control Panel           |                                 |
| Installation .....  | WP 0332-2                       |
| Removal .....   | WP 0332-1                       |
| Pump Operator's Panel Primer Switch                             |                                 |
| Installation .....  | WP 0333-2                       |
| Removal .....   | WP 0333-1                       |
| Pump Operator's Panel Side Lamp and Bracket                     |                                 |
| Installation .....  | WP 0335-2                       |
| Removal .....   | WP 0335-1                       |
| Pump Operator's Panel Test Gauge Panel                          |                                 |
| Installation .....  | WP 0336-5                       |
| Removal .....   | WP 0336-1                       |
| Pump Operator's Panel Three-Position Toggle Switch              |                                 |
| Installation .....  | WP 0337-2                       |
| Removal .....   | WP 0337-1                       |
| Pump Operator's Panel Two-Position Toggle Switch                |                                 |
| Installation .....  | WP 0338-2                       |
| Removal .....   | WP 0338-1                       |
| Pump Operator's Panel Water Level Gauge                         |                                 |
| Installation .....  | WP 0339-2                       |
| Removal .....   | WP 0339-1                       |
| Pump Operator's Panel Wire Harness                              |                                 |
| Installation .....  | WP 0459-21                      |
| Removal .....   | WP 0459-1                       |
| Pump Operator's Platform  |                                 |
| Installation .....  | WP 0541-4                       |
| Removal .....   | WP 0541-1                       |
| Stow .....  | WP 0016-2                       |
| Unstow .....  | WP 0016-1                       |
| Pump Primer Motor Diode Pack                                    |                                 |
| Installation .....  | WP 0419-1                       |
| Removal .....   | WP 0419-1                       |
| Pump Primer Valve   |                                 |
| Installation .....  | WP 0267-4                       |
| Removal .....   | WP 0267-1                       |
| Pump Priming System Does Not Operate Properly .....             | WP 0115-1                       |
| Pumping from Draft (Main Inlet) .....                           | WP 0025-1                       |
| Pumping from Hydrant or In Relay (Positive Water Sources) ..... | WP 0027-1                       |
| Pumping From Onboard Water Tank .....                           | WP 0026-1                       |

**ALPHABETICAL INDEX (CONTINUED)**

| <u>Subject</u>  | <u>WP Sequence No.-Page No.</u> |
|---|---------------------------------|
| <b>R</b>  |                                 |
| Rear Access Ladder                                      |                                 |
| Installation .....                                      | WP 0542-3                       |
| Removal .....   | WP 0542-1                       |
| Rear Body Wire Harness                                  |                                 |
| Installation .....                                      | WP 0461-5                       |
| Removal .....   | WP 0461-1                       |
| Rear Compartment Heater                                 |                                 |
| Installation .....                                      | WP 0471-4                       |
| Removal .....   | WP 0471-1                       |
| Rear Compartment Heater Diagnostic Module               |                                 |
| Installation .....                                      | WP 0470-3                       |
| Removal .....   | WP 0470-1                       |
| Rear Compartment Heater Does Not Operate Properly ..... | WP 0183-1                       |
| Rear Compartment Mounting Brackets                      |                                 |
| Installation .....                                      | WP 0543-7                       |
| Removal .....   | WP 0543-1                       |
| Rear Compartment Utility Tilt Tray                      |                                 |
| Installation .....                                      | WP 0544-5                       |
| Removal .....   | WP 0544-1                       |
| Rear Hard Lift  |                                 |
| Installation .....                                      | WP 0545-4                       |
| Removal .....   | WP 0545-1                       |
| Rear Heater Thermostat                                  |                                 |
| Installation .....                                      | WP 0472-3                       |
| Removal .....   | WP 0472-1                       |
| Rear Marker/Clearance LED                               |                                 |
| Installation .....                                      | WP 0349-2                       |
| Removal .....   | WP 0349-1                       |
| Rear Splash Guard                                       |                                 |
| Installation .....                                      | WP 0546-2                       |
| Removal .....   | WP 0546-1                       |
| Rear Step Buzzer Button and Cable                       |                                 |
| Installation .....                                      | WP 0420-2                       |
| Removal .....   | WP 0420-1                       |
| Rear Step Buzzer Button Compartment                     |                                 |
| Installation .....                                      | WP 0421-2                       |
| Removal .....   | WP 0421-1                       |
| Rear Step Buzzer Does Not Operate Properly .....        | WP 0178-1                       |
| Rear Work Platform                                      |                                 |
| Assembly .....  | WP 0547-7                       |
| Disassembly .....                                       | WP 0547-4                       |
| Installation .....                                      | WP 0547-11                      |
| Removal .....   | WP 0547-2                       |
| Stow .....  | WP 0014-2                       |
| Unstow .....  | WP 0014-1                       |
| References .....  | WP 0620-1                       |



## ALPHABETICAL INDEX (CONTINUED)

| <u>Subject</u>   | <u>WP Sequence No.-Page No.</u> |
|--|---------------------------------|
| Remote Intercom  |                                 |
| Installation .....   | WP 0422-2                       |
| Removal .....  | WP 0422-1                       |
| Repair Parts and Special Tools List (RPSTL) Introduction                                   |                                 |
| Explanation of Columns in the Repair Parts List and Special Tools List Work Packages ..... | WP 0610-2                       |
| Explanation of Cross-Reference Indexes Work Packages Format and Columns .....              | WP 0610-6                       |
| General .....  | WP 0610-1                       |
| How to Locate Repair Parts .....   | WP 0610-7                       |
| Scope .....  | WP 0610-1                       |
| Special Information .....  | WP 0610-6                       |
| Repair Parts and Special Tools List (RPSTL) NSN Index .....                                | WP 0618-1                       |
| Repair Parts and Special Tools List (RPSTL) Part Number Index .....                        | WP 0619-1                       |
| Right Rear Access Ladder   |                                 |
| Stow .....   | WP 0013-2                       |
| Unstow .....   | WP 0013-1                       |
| Roof Mounted Clearance Lights  |                                 |
| Installation .....   | WP 0350-4                       |
| Removal .....  | WP 0350-1                       |
| Roof Turret and Controls Repair  |                                 |
| Handle and Roof Turret Assembly .....  | WP 0581-16                      |
| Handle and Roof Turret Cleaning /Inspection .....  | WP 0581-15                      |
| Handle and Roof Turret Disassembly .....   | WP 0581-6                       |
| Nozzle Body Assembly .....   | WP 0581-4                       |
| Nozzle Body Cleaning and Inspection .....  | WP 0581-3                       |
| Nozzle Body Disassembly .....  | WP 0581-1                       |
| Nozzle Pattern Handle and Cable Assembly .....   | WP 0581-31                      |
| Nozzle Pattern Handle and Cable Cleaning and Inspection .....                              | WP 0581-30                      |
| Nozzle Pattern Handle and Cable Disassembly .....  | WP 0581-27                      |
| Roof Turret Control Valve  |                                 |
| Installation .....   | WP 0424-4                       |
| Removal .....  | WP 0424-1                       |
| Roof Turret Does Not Operate When Selected .....   | WP 0116-1                       |
| Roof Turret Indicator Does Not Operate .....   | WP 0140-1                       |
| Roof Turret Mounting Plate   |                                 |
| Installation .....   | WP 0565-2                       |
| Removal .....  | WP 0565-1                       |
| Roof Turret Operation .....  | WP 0036-1                       |
| Roof Turret Plumbing Cover   |                                 |
| Installation .....   | WP 0548-2                       |
| Removal .....  | WP 0548-1                       |
| Roof Turret Valve  |                                 |
| Installation .....   | WP 0580-2                       |
| Removal .....  | WP 0580-1                       |
| Roof Turret, Automatic Drain Valve, and Controls   |                                 |
| Installation .....   | WP 0579-7                       |
| Removal .....  | WP 0579-1                       |
| Roof, Bumper, and Pump Cooler Dump-To-Ground Junction Box                                  |                                 |
| Installation .....   | WP 0423-3                       |
| Removal .....  | WP 0423-1                       |

**ALPHABETICAL INDEX (CONTINUED)**

| <u>Subject</u>  | <u>WP Sequence No.-Page No.</u> |
|---|---------------------------------|
| <b>S</b>  |                                 |
| SCBA Seat Belt  |                                 |
| Installation .....  | WP 0549-3                       |
| Removal .....   | WP 0549-1                       |
| Shoreline Inlet Receptacle  |                                 |
| Installation .....  | WP 0425-2                       |
| Removal .....   | WP 0425-1                       |
| Shoreline Inlet Receptacle Does Not Operate Properly .....            | WP 0180-1                       |
| Shutoff Control Valve Diode Pack                                      |                                 |
| Installation .....  | WP 0426-2                       |
| Removal .....   | WP 0426-1                       |
| Shutoff Control Valve Manifold  |                                 |
| Installation .....  | WP 0427-4                       |
| Removal .....   | WP 0427-1                       |
| SINGGARS and Two-Way Radio Intercom Cable                             |                                 |
| SINGGARS Interface Wire Harness Installation .....                    | WP 0462-2                       |
| SINGGARS Interface Wire Harness Removal .....                         | WP 0462-1                       |
| Two-Way Radio Interface Wire Harness Installation .....               | WP 0462-4                       |
| Two-Way Radio Interface Wire Harness Removal .....                    | WP 0462-3                       |
| SINGGARS Do Not Operate Properly .....                                | WP 0179-1                       |
| SINGGARS Radio Cover  |                                 |
| Close .....   | WP 0017-1                       |
| Open .....  | WP 0017-1                       |
| Siren Control   |                                 |
| Installation .....  | WP 0341-2                       |
| Removal .....   | WP 0341-1                       |
| Siren Does Not Operate Properly .....                                 | WP 0150-1                       |
| Skid Plate Grille   |                                 |
| Installation .....  | WP 0550-2                       |
| Removal .....   | WP 0550-1                       |
| Small Compartment Doors   |                                 |
| Pump House Panel Doors Installation .....                             | WP 0551-2                       |
| Pump House Panel Doors Removal .....                                  | WP 0551-1                       |
| SCBA Tank Access Door/Rear Step Buzzer Access Door Installation ..... | WP 0551-5                       |
| SCBA Tank Access Door/Rear Step Buzzer Access Door Removal .....      | WP 0551-4                       |
| Speaker   |                                 |
| Installation .....  | WP 0428-2                       |
| Removal .....   | WP 0428-1                       |
| Spreader Bar Bracket  |                                 |
| Installation .....  | WP 0552-3                       |
| Removal .....   | WP 0552-1                       |
| Stowage and Data Plate Guide  |                                 |
| General .....   | WP 0046-1                       |
| Scope .....   | WP 0046-1                       |
| Stowage Box   |                                 |
| Installation .....  | WP 0553-2                       |
| Removal .....   | WP 0553-1                       |

**ALPHABETICAL INDEX (CONTINUED)**

| <u>Subject</u>   | <u>WP Sequence No.-Page No.</u> |
|--|---------------------------------|
| Stowage Compartment Door                                       |                                 |
| Horizontal Hinged Door Installation .....                      | WP 0555-8                       |
| Horizontal Hinged Door Removal .....                           | WP 0555-7                       |
| Vertical Hinged Door Installation .....                        | WP 0555-4                       |
| Vertical Hinged Door Removal .....                             | WP 0555-1                       |
| Stowage Compartment Door Latch                                 |                                 |
| Installation .....   | WP 0554-2                       |
| Removal .....  | WP 0554-1                       |
| Streamlight Battery Charger(s) Does Not Charge Batteries ..... | WP 0059-1                       |

**T**

|  |           |
|--|-----------|
| TANK DRAIN Indicator Does Not Illuminate (Pump Operator's Panel) .....   | WP 0141-1 |
| Tank Fill & Re-Circulating Valve Does Not Operate Properly .....         | WP 0118-1 |
| TANK TO PUMP Indicator Does Not Illuminate (Cab) .....                   | WP 0142-1 |
| TANK TO PUMP Indicator Does Not Illuminate (Pump Operator's Panel) ..... | WP 0143-1 |
| Tank-To-Pump Check Valve (Driver Side)                                   |           |
| Installation .....   | WP 0295-2 |
| Removal .....  | WP 0295-1 |
| Tank-To-Pump Check Valve (Passenger Side)                                |           |
| Installation .....   | WP 0296-2 |
| Removal .....  | WP 0296-1 |
| Tank-To-Pump Intake Valve (Driver Side)                                  |           |
| Installation .....   | WP 0493-2 |
| Removal .....  | WP 0493-1 |
| Tank-To-Pump Intake Valve (Passenger Side)                               |           |
| Installation .....   | WP 0494-2 |
| Removal .....  | WP 0494-1 |
| Tank-To-Pump Valve(s) Does Not Operate Properly .....                    | WP 0119-1 |
| Terminal Block (Pass-Through)  |           |
| Installation .....   | WP 0429-2 |
| Removal .....  | WP 0429-1 |
| Theory of Operation  |           |
| 120/240 VAC Hydraulic Generator System .....                             | WP 0003-3 |
| Crew Cab .....   | WP 0003-2 |
| Foam System .....  | WP 0003-2 |
| Pressure Governor .....  | WP 0003-3 |
| System Introduction .....  | WP 0003-1 |
| Water Pump Engine .....  | WP 0003-1 |
| Water Pumping System .....   | WP 0003-1 |
| Windshield Deluge System .....   | WP 0003-1 |
| Winterization Package .....  | WP 0003-3 |
| Thermal Relief Valve   |           |
| Installation .....   | WP 0259-2 |
| Removal .....  | WP 0259-1 |
| Threaded Screw Insert  |           |
| Installation .....   | WP 0556-2 |
| Removal .....  | WP 0556-1 |

## ALPHABETICAL INDEX (CONTINUED)

| <u>Subject</u>                                  | <u>WP Sequence No.-Page No.</u> |
|---|---------------------------------|
| Top Stowage Compartment Door                    |                                 |
| Installation .....                              | WP 0557-2                       |
| Removal .....                                   | WP 0557-1                       |
| Torque Limits                                   |                                 |
| How to Use Torque Tables .....                  | WP 0609-1                       |
| Scope .....                                     | WP 0609-1                       |
| Torque Limits .....                             | WP 0609-1                       |
| Transmission                                    |                                 |
| Installation .....                              | WP 0558-10                      |
| Removal .....                                   | WP 0558-1                       |
| Transmission Dipstick and Tube                  |                                 |
| Installation .....                              | WP 0559-2                       |
| Removal .....                                   | WP 0559-1                       |
| Troubleshooting Fault Index                     |                                 |
| Field Level .....                               | WP 0050-1                       |
| Operator Level .....                            | WP 0049-1                       |
| Troubleshooting Instructions Introduction ..... | WP 0048-1                       |
| Turret Bumper Mount                             |                                 |
| Installation .....                              | WP 0566-2                       |
| Removal .....                                   | WP 0566-1                       |
| Two-Way Radio                                   |                                 |
| Installation .....                              | WP 0430-3                       |
| Removal .....                                   | WP 0430-1                       |
| Two-Way Radio Does Not Operate Properly .....   | WP 0170-1                       |

### U

|  |           |
|--|-----------|
| Utility Outlet                             |           |
| Crew Cab Utility Outlet Installation ..... | WP 0431-2 |
| Crew Cab Utility Outlet Removal .....      | WP 0431-2 |
| Personnel Cab Utility Outlet Removal ..... | WP 0431-1 |

### V

|                              |           |
|------------------------------|-----------|
| Valve Control Wire Harness   |           |
| Installation .....           | WP 0463-5 |
| Removal .....                | WP 0463-1 |
| Valve Driver Pre-Connect "A" |           |
| Installation .....           | WP 0495-3 |
| Removal .....                | WP 0495-1 |
| Valve Driver Pre-Connect "B" |           |
| Installation .....           | WP 0496-2 |
| Removal .....                | WP 0496-1 |

## ALPHABETICAL INDEX (CONTINUED)

| <u>Subject</u>   | <u>WP Sequence No.-Page No.</u> |
|--|---------------------------------|
| <b>W</b>   |                                 |
| Warning Lights   |                                 |
| Installation .....   | WP 0351-2                       |
| Removal .....  | WP 0351-1                       |
| Warning Lights (All) Do Not Operate .....                          | WP 0151-1                       |
| Warning Lights (Cab Roof Lightbar) Do Not Operate .....            | WP 0154-1                       |
| Warning Lights (Front and Rear) Do Not Operate .....               | WP 0152-1                       |
| Warning Lights (Overhead Beacon) Do Not Operate .....              | WP 0153-1                       |
| Warning Lights (Side) Do Not Operate .....                         | WP 0155-1                       |
| Warning Lights (Upper Rear) Do Not Operate .....                   | WP 0156-1                       |
| Warning Lights Do Not Operate .....                                | WP 0068-1                       |
| Water Level Probe  |                                 |
| Installation .....   | WP 0297-2                       |
| Removal .....  | WP 0297-1                       |
| Water Pump   |                                 |
| Installation .....   | WP 0255-18                      |
| Removal .....  | WP 0255-2                       |
| Water Pump and Water Tank  |                                 |
| Water Pump Flush .....   | WP 0042-1                       |
| Water Tank Flush .....   | WP 0042-6                       |
| Water Pump Engine  |                                 |
| Engine Installation .....  | WP 0219-26                      |
| Engine Removal .....   | WP 0219-16                      |
| Frame Rail Extension Installation .....                            | WP 0219-11                      |
| Frame Rail Extension Removal .....                                 | WP 0219-37                      |
| Installation .....   | WP 0219-40                      |
| Removal .....  | WP 0219-2                       |
| Water Pump Engine (Cab Instrument Panel and Pump Operator's Panel) |                                 |
| Starting Water Pump Engine (Engage Pump) .....                     | WP 0022-1                       |
| Stopping Water Pump Engine (Disengage Pump) .....                  | WP 0022-4                       |
| Water Pump Engine Air Cleaner Assembly                             |                                 |
| Installation .....   | WP 0220-3                       |
| Removal .....  | WP 0220-1                       |
| Water Pump Engine Air Filter Ductwork                              |                                 |
| Installation .....   | WP 0221-5                       |
| Removal .....  | WP 0221-1                       |
| Water Pump Engine Air Intake Pre-Filter                            |                                 |
| Installation .....   | WP 0222-1                       |
| Removal .....  | WP 0222-1                       |
| Water Pump Engine Alternator                                       |                                 |
| Installation .....   | WP 0223-2                       |
| Removal .....  | WP 0223-1                       |
| Water Pump Engine Alternator Belt                                  |                                 |
| Installation/Adjustment .....                                      | WP 0224-2                       |
| Removal .....  | WP 0224-1                       |

**ALPHABETICAL INDEX (CONTINUED)**

| <u>Subject</u>   | <u>WP Sequence No.-Page No.</u> |
|--|---------------------------------|
| Water Pump Engine Battery Cables   |                                 |
| Installation .....   | WP 0225-3                       |
| Removal .....  | WP 0225-1                       |
| Water Pump Engine Compression Test   |                                 |
| Test .....   | WP 0194-1                       |
| Water Pump Engine Coolant Hoses and Tubes  |                                 |
| Installation .....   | WP 0476-3                       |
| Removal .....  | WP 0476-1                       |
| Water Pump Engine Coolant Level Sensor   |                                 |
| Installation .....   | WP 0474-2                       |
| Removal .....  | WP 0474-1                       |
| Water Pump Engine Coolant Level Sight Glass  |                                 |
| Installation .....   | WP 0475-2                       |
| Removal .....  | WP 0475-1                       |
| Water Pump Engine Coolant Pump   |                                 |
| Cleaning/Inspection .....  | WP 0477-2                       |
| Installation .....   | WP 0477-3                       |
| Removal .....  | WP 0477-1                       |
| Water Pump Engine Coolant Temperature Sensor   |                                 |
| Installation .....   | WP 0480-2                       |
| Removal .....  | WP 0480-1                       |
| Water Pump Engine Coolant/Fuel Pump Belts  |                                 |
| Installation/Adjustment .....  | WP 0473-2                       |
| Removal .....  | WP 0473-1                       |
| Water Pump Engine Coolant/Fuel Pump Belts Adjustment   |                                 |
| Adjustment .....   | WP 0195-1                       |
| Water Pump Engine Cooling System Pressure Test   |                                 |
| Test .....   | WP 0478-1                       |
| Water Pump Engine Cooling System Service   |                                 |
| Drain Cooling System .....   | WP 0479-1                       |
| Fill Cooling System .....  | WP 0479-2                       |
| Water Pump Engine Cranks But Will Not Start or Hard to Start From Personnel Cab<br>and Pump Operator's Panel ..... | WP 0073-1                       |
| Water Pump Engine Electronic Control Unit (ECU)  |                                 |
| Installation .....   | WP 0226-2                       |
| Removal .....  | WP 0226-1                       |
| Water Pump Engine Exhaust Manifold   |                                 |
| Installation .....   | WP 0227-2                       |
| Removal .....  | WP 0227-1                       |
| Water Pump Engine Exhaust Pipes  |                                 |
| Installation .....   | WP 0228-2                       |
| Removal .....  | WP 0228-1                       |
| Water Pump Engine Expansion Plug   |                                 |
| Installation .....   | WP 0229-2                       |
| Removal .....  | WP 0229-1                       |
| Water Pump Engine Fails To Crank From Personnel Cab .....  | WP 0075-1                       |
| Water Pump Engine Fails To Crank From Personnel Cab and Pump Operator's Panel .....                                | WP 0074-1                       |
| Water Pump Engine Fails To Crank From Pump Operator's Panel .....  | WP 0076-1                       |

## ALPHABETICAL INDEX (CONTINUED)

| <u>Subject</u>  | <u>WP Sequence No.-Page No.</u> |
|---|---------------------------------|
| Water Pump Engine Fan Belts   |                                 |
| Installation/Adjustment .....   | WP 0230-3                       |
| Removal .....   | WP 0230-1                       |
| Water Pump Engine Fuel Filter   |                                 |
| Installation .....  | WP 0231-3                       |
| Removal .....   | WP 0231-1                       |
| Water Pump Engine Fuel Filter Head  |                                 |
| Installation .....  | WP 0232-2                       |
| Removal .....   | WP 0232-1                       |
| Water Pump Engine Fuel Injector(s)  |                                 |
| Installation .....  | WP 0233-4                       |
| Removal .....   | WP 0233-1                       |
| Water Pump Engine Fuel Line Check Valve(s)  |                                 |
| Installation .....  | WP 0235-3                       |
| Removal .....   | WP 0235-1                       |
| Water Pump Engine Fuel Lines  |                                 |
| Installation .....  | WP 0234-5                       |
| Removal .....   | WP 0234-1                       |
| Water Pump Engine Fuel Pump   |                                 |
| Installation .....  | WP 0236-3                       |
| Removal .....   | WP 0236-2                       |
| Water Pump Engine Fuel System Bleed   |                                 |
| Fuel System Bleed .....   | WP 0237-1                       |
| Water Pump Engine Fuel/Water Separator  |                                 |
| Installation .....  | WP 0238-5                       |
| Removal .....   | WP 0238-2                       |
| Water Pump Engine Gauge Panel   |                                 |
| Installation .....  | WP 0340-2                       |
| Removal .....   | WP 0340-1                       |
| Water Pump Engine Gauge Panel Does Not Operate Properly .....   | WP 0149-1                       |
| Water Pump Engine Glow Plug   |                                 |
| Installation .....  | WP 0239-2                       |
| Removal .....   | WP 0239-1                       |
| Water Pump Engine Heat Exchanger  |                                 |
| Installation .....  | WP 0240-2                       |
| Removal .....   | WP 0240-1                       |
| Water Pump Engine Hourmeter Does Not Operate .....  | WP 0084-1                       |
| Water Pump Engine is Hard To Start When Cold, Below 32°F (0°C) .....  | WP 0085-1                       |
| Water Pump Engine is Producing Blue Exhaust Smoke, Water Temp Reads Over 180°F (82°C) .....                       | WP 0086-1                       |
| Water Pump Engine is Producing Excessive Black or Gray Exhaust Smoke,<br>Water Temp Reads Over 180°F (82°C) ..... | WP 0087-1                       |
| Water Pump Engine is Producing White Exhaust Smoke, Water Temp Reads Over 180°F (82°C) ....                       | WP 0088-1                       |
| Water Pump Engine Misfires, Runs Rough, or Lacks Power .....  | WP 0089-1                       |
| Water Pump Engine Muffler   |                                 |
| Installation .....  | WP 0241-3                       |
| Removal .....   | WP 0241-2                       |
| Water Pump Engine Noise Panels  |                                 |
| Installation .....  | WP 0242-2                       |
| Removal .....   | WP 0242-1                       |

## ALPHABETICAL INDEX (CONTINUED)

| <u>Subject</u>   | <u>WP Sequence No.-Page No.</u> |
|--|---------------------------------|
| Water Pump Engine Oil Consumption is High or Leaks Oil .....   | WP 0091-1                       |
| Water Pump Engine Oil Drain/Fill   |                                 |
| Drain Oil .....  | WP 0243-1                       |
| Oil Fill .....   | WP 0243-2                       |
| Water Pump Engine Oil Filter   |                                 |
| Installation .....   | WP 0244-2                       |
| Removal .....  | WP 0244-1                       |
| Water Pump Engine Oil Pressure is Low or Water Pump Engine Starts and Stops .....  | WP 0092-1                       |
| Water Pump Engine Oil Pressure Sending Unit  |                                 |
| Installation .....   | WP 0245-2                       |
| Removal .....  | WP 0245-1                       |
| Water Pump Engine Oil Pressure Switch  |                                 |
| Installation .....   | WP 0246-2                       |
| Removal .....  | WP 0246-1                       |
| Water Pump Engine Overheats .....  | WP 0093-1                       |
| Water Pump Engine Pressure Governor Control Panel Changes Engine Speed,<br>But Oscillates While In PSI Mode .....                    | WP 0081-1                       |
| Water Pump Engine Pressure Governor Control Panel Changes Engine Speed,<br>But Oscillates While In RPM Mode .....                    | WP 0080-1                       |
| Water Pump Engine Pressure Governor Control Panel Does Not Change Engine Speed .....   | WP 0077-1                       |
| Water Pump Engine Pressure Governor Control Panel Does Not Change Pump Pressure .....  | WP 0078-1                       |
| Water Pump Engine Pressure Governor Control Panel Does Not Operate Properly .....  | WP 0146-1                       |
| Water Pump Engine Pressure Governor Control Panel is Not Disabled,<br>When Other Governor Control Panel is Activated .....           | WP 0145-1                       |
| Water Pump Engine Pressure Governor Control Panel Message Center Displays Sensor or Cavitate   | WP 0079-1                       |
| Water Pump Engine Pressure Governor Control Panel Message Display is Garbled or Dim .....  | WP 0148-1                       |
| Water Pump Engine Pressure Governor Control Panel PSI PRESET Control Does Not Operate .....  | WP 0083-1                       |
| Water Pump Engine Pressure Governor Control Panel Throttle Ready and/or<br>Pump Engage LEDs Do Not Illuminate .....                  | WP 0147-1                       |
| Water Pump Engine Pressure Governor Controls Do Not Maintain System Pressure<br>When Discharge Valve is Being Opened or Closed ..... | WP 0082-1                       |
| Water Pump Engine Radiator   |                                 |
| Installation .....   | WP 0481-3                       |
| Removal .....  | WP 0481-1                       |
| Water Pump Engine Remote Oil Filter Head and Hose  |                                 |
| Installation .....   | WP 0247-3                       |
| Removal .....  | WP 0247-1                       |
| Water Pump Engine Starter Motor  |                                 |
| Installation .....   | WP 0248-4                       |
| Removal .....  | WP 0248-1                       |
| Water Pump Engine Thermostat   |                                 |
| Installation .....   | WP 0249-3                       |
| Removal .....  | WP 0249-2                       |
| Water Pump Engine Turbocharger   |                                 |
| Installation .....   | WP 0250-3                       |
| Removal .....  | WP 0250-1                       |
| Water Pump Engine Valve Cover and Gasket   |                                 |
| Installation .....   | WP 0251-4                       |
| Removal .....  | WP 0251-1                       |



## ALPHABETICAL INDEX (CONTINUED)

| <u>Subject</u>  | <u>WP Sequence No.-Page No.</u> |
|---|---------------------------------|
| Water Pump Engine Valve Lash Adjustment and Injection Nozzle Pressure Check |                                 |
| Injection Nozzle Closure Tightness Check .....                              | WP 0196-6                       |
| Injection Nozzle Pressure Check .....                                       | WP 0196-5                       |
| Valve Clearance Adjustment .....  | WP 0196-2                       |
| Water Pump Engine Wire Harness  |                                 |
| Water Pump Engine Wire Harness Installation .....                           | WP 0464-7                       |
| Water Pump Engine Wire Harness Removal .....                                | WP 0464-1                       |
| Water Pump Gear Case Oil  |                                 |
| Change Oil .....  | WP 0252-1                       |
| Check Oil Level .....   | WP 0253-1                       |
| Water Pump Gear Case Oil Fill Hose  |                                 |
| Installation .....  | WP 0254-2                       |
| Removal .....   | WP 0254-1                       |
| Water Pump Noisy .....  | WP 0090-1                       |
| Water Pump Output Pressure is Low .....                                     | WP 0124-1                       |
| Water Tank  |                                 |
| Installation .....  | WP 0298-6                       |
| Removal .....   | WP 0298-2                       |
| Water Tank Drain Valve  |                                 |
| Installation .....  | WP 0279-2                       |
| Removal .....   | WP 0279-1                       |
| Water Tank Drain Valve Does Not Operate When Selected .....                 | WP 0122-1                       |
| Water Tank Fill   |                                 |
| Direct Tank Fill .....  | WP 0020-6                       |
| Filling From Draft .....  | WP 0020-11                      |
| Main Inlet .....  | WP 0020-1                       |
| Overhead Fill .....   | WP 0020-10                      |
| Water Tank Fill Valve   |                                 |
| Installation .....  | WP 0299-2                       |
| Removal .....   | WP 0299-1                       |
| Water Tank Heater   |                                 |
| Installation .....  | WP 0300-2                       |
| Removal .....   | WP 0300-1                       |
| Water Tank Heater Control Box   |                                 |
| Breakers and Mounting Strip Installation .....                              | WP 0301-4                       |
| Breakers and Mounting Strip Removal .....                                   | WP 0301-4                       |
| Contactors and Mounting Strip Installation .....                            | WP 0301-7                       |
| Contactors and Mounting Strip Removal .....                                 | WP 0301-6                       |
| Control Box Installation .....  | WP 0301-14                      |
| Control Box Removal .....   | WP 0301-11                      |
| Main Shutoff Control Installation .....                                     | WP 0301-3                       |
| Main Shutoff Control Removal .....  | WP 0301-3                       |
| Opening Water Tank Heater Control Box .....                                 | WP 0301-1                       |
| Relays Installation .....   | WP 0301-10                      |
| Relays Removal .....  | WP 0301-10                      |
| Terminal Strip Components and Mounting Strip Installation .....             | WP 0301-9                       |
| Terminal Strip Components and Mounting Strip Removal .....                  | WP 0301-8                       |
| Timer Installation .....  | WP 0301-5                       |
| Timer Removal .....   | WP 0301-5                       |

**ALPHABETICAL INDEX (CONTINUED)**

| <u>Subject</u>   | <u>WP Sequence No.-Page No.</u> |
|--|---------------------------------|
| Water Tank Heater Does Not Operate Properly .....                | WP 0184-1                       |
| Water Tank Level Indicator Gauge Does Not Operate Properly ..... | WP 0123-1                       |
| Water Tank Level Probe Wire Harness                              |                                 |
| Installation .....   | WP 0466-2                       |
| Removal .....  | WP 0466-1                       |
| Water Tank Low Level Switch                                      |                                 |
| Installation .....   | WP 0302-2                       |
| Removal .....  | WP 0302-1                       |
| Water Tank Side Fill Valve                                       |                                 |
| Installation .....   | WP 0303-4                       |
| Removal .....  | WP 0303-1                       |
| Water Tank Vent/Fill   |                                 |
| Installation .....   | WP 0304-4                       |
| Removal .....  | WP 0304-1                       |
| Water Valve Wire Harness   |                                 |
| Installation .....   | WP 0465-5                       |
| Removal .....  | WP 0465-1                       |
| Wheel Chocks Stowage Compartment                                 |                                 |
| Installation .....   | WP 0560-2                       |
| Removal .....  | WP 0560-1                       |
| Windshield Deluge  |                                 |
| Starting Windshield Deluge System .....                          | WP 0038-1                       |
| Stopping Windshield Deluge System .....                          | WP 0038-1                       |
| Windshield Deluge Motor  |                                 |
| Installation .....   | WP 0432-2                       |
| Removal .....  | WP 0432-1                       |
| Windshield Deluge Pump House Strainer Screen                     |                                 |
| Installation .....   | WP 0561-2                       |
| Removal .....  | WP 0561-1                       |
| Windshield Deluge Shutoff Valve and Strainer Assembly            |                                 |
| Installation .....   | WP 0582-4                       |
| Removal .....  | WP 0582-1                       |
| Windshield Deluge System   |                                 |
| Installation .....   | WP 0562-4                       |
| Removal .....  | WP 0562-1                       |
| Windshield Deluge System Does Not Operate Properly .....         | WP 0125-1                       |
| Wire Rope  |                                 |
| Installation .....   | WP 0563-2                       |
| Removal .....  | WP 0563                         |

|   |  |      |
|---|--|------|
| <b>RECOMMENDED CHANGES TO PUBLICATIONS AND<br/>BLANK FORMS</b><br><br>For use of this form, see AR 25-30; the proponent agency is OAASA | Use Part II ( <i>reverse</i> ) for Repair Parts and Special Tool Lists (RPSTL) and Supply Catalogs/Supply Manuals (SC/SM). | DATE |
|---|--|------|

|   |   |
|---|---|
| <b>TO:</b> ( <i>Forward to proponent of publication or form</i> ) ( <i>Include ZIP Code</i> ) | <b>FROM:</b> ( <i>Activity and location</i> ) ( <i>Include ZIP Code</i> ) |
|---|---|

**PART I - ALL PUBLICATIONS (EXCEPT RPSTL AND SC/SM) AND BLANK FORMS**

|                         |      |       |
|-------------------------|------|-------|
| PUBLICATION/FORM NUMBER | DATE | TITLE |
|-------------------------|------|-------|

| ITEM | PAGE | PARA-<br>GRAPH | LINE | FIGURE<br>NO. | TABLE | RECOMMENDED CHANGES AND REASON |
|------|------|----------------|------|---------------|-------|--------------------------------|
|------|------|----------------|------|---------------|-------|--------------------------------|

|  |  |  |  |  |  |  |
|--|--|--|--|--|--|--|
|  |  |  |  |  |  |  |
|--|--|--|--|--|--|--|

*\* Reference to line numbers within the paragraph or subparagraph.*

|                            |   |           |
|----------------------------|---|-----------|
| TYPED NAME, GRADE OR TITLE | TELEPHONE EXCHANGE/AUTOVON,<br>PLUS EXTENSION | SIGNATURE |
|----------------------------|---|-----------|

|   |  |             |
|---|--|-------------|
| <b>TO:</b> <i>(Forward direct to addressee listed in publication)</i> | <b>FROM:</b> <i>(Activity and location) (Include ZIP Code)</i> | <b>DATE</b> |
|---|--|-------------|

**PART II - REPAIR PARTS AND SPECIAL TOOL LISTS AND SUPPLY CATALOGS/SUPPLY MANUALS**

| PUBLICATION NUMBER |          |          | DATE                  |               | TITLE      |          |                                    |                    |
|--------------------|----------|----------|-----------------------|---------------|------------|----------|------------------------------------|--------------------|
| PAGE NO.           | COLM NO. | LINE NO. | NATIONAL STOCK NUMBER | REFERENCE NO. | FIGURE NO. | ITEM NO. | TOTAL NO. OF MAJOR ITEMS SUPPORTED | RECOMMENDED ACTION |
|                    |          |          |                       |               |            |          |                                    |                    |

**PART III - REMARKS** *(Any general remarks or recommendations, or suggestions for improvement of publications and blank forms. Additional blank sheets may be used if more space is needed.)*

|                            |  |           |
|----------------------------|--|-----------|
| TYPED NAME, GRADE OR TITLE | TELEPHONE EXCHANGE/AUTOVON, PLUS EXTENSION | SIGNATURE |
|----------------------------|--|-----------|

|   |  |      |
|---|--|------|
| <b>RECOMMENDED CHANGES TO PUBLICATIONS AND<br/>BLANK FORMS</b><br><br>For use of this form, see AR 25-30; the proponent agency is OAASA | Use Part II ( <i>reverse</i> ) for Repair Parts and Special Tool Lists (RPSTL) and Supply Catalogs/Supply Manuals (SC/SM). | DATE |
|---|--|------|

|   |   |
|---|---|
| <b>TO:</b> ( <i>Forward to proponent of publication or form</i> ) ( <i>Include ZIP Code</i> ) | <b>FROM:</b> ( <i>Activity and location</i> ) ( <i>Include ZIP Code</i> ) |
|---|---|

**PART I - ALL PUBLICATIONS (EXCEPT RPSTL AND SC/SM) AND BLANK FORMS**

|                         |      |       |
|-------------------------|------|-------|
| PUBLICATION/FORM NUMBER | DATE | TITLE |
|-------------------------|------|-------|

| ITEM | PAGE | PARA-<br>GRAPH | LINE | FIGURE<br>NO. | TABLE | RECOMMENDED CHANGES AND REASON |
|------|------|----------------|------|---------------|-------|--------------------------------|
|      |      |                |      |               |       |                                |

*\* Reference to line numbers within the paragraph or subparagraph.*

|                            |   |           |
|----------------------------|---|-----------|
| TYPED NAME, GRADE OR TITLE | TELEPHONE EXCHANGE/AUTOVON,<br>PLUS EXTENSION | SIGNATURE |
|----------------------------|---|-----------|

|   |  |             |
|---|--|-------------|
| <b>TO:</b> <i>(Forward direct to addressee listed in publication)</i> | <b>FROM:</b> <i>(Activity and location) (Include ZIP Code)</i> | <b>DATE</b> |
|---|--|-------------|

**PART II - REPAIR PARTS AND SPECIAL TOOL LISTS AND SUPPLY CATALOGS/SUPPLY MANUALS**

| PUBLICATION NUMBER |          |          | DATE                  |               | TITLE      |          |                                    |                    |
|--------------------|----------|----------|-----------------------|---------------|------------|----------|------------------------------------|--------------------|
| PAGE NO.           | COLM NO. | LINE NO. | NATIONAL STOCK NUMBER | REFERENCE NO. | FIGURE NO. | ITEM NO. | TOTAL NO. OF MAJOR ITEMS SUPPORTED | RECOMMENDED ACTION |
|                    |          |          |                       |               |            |          |                                    |                    |

**PART III - REMARKS** *(Any general remarks or recommendations, or suggestions for improvement of publications and blank forms. Additional blank sheets may be used if more space is needed.)*

|                            |  |           |
|----------------------------|--|-----------|
| TYPED NAME, GRADE OR TITLE | TELEPHONE EXCHANGE/AUTOVON, PLUS EXTENSION | SIGNATURE |
|----------------------------|--|-----------|

|   |   |      |
|---|---|------|
| <b>RECOMMENDED CHANGES TO PUBLICATIONS AND BLANK FORMS</b><br>For use of this form, see AR 25-30; the proponent agency is OAASA | Use Part II (reverse) for Repair Parts and Special Tool Lists (RPSTL) and Supply Catalogs/Supply Manuals (SC/SM). | DATE |
|---|---|------|

|   |   |
|---|---|
| <b>TO:</b> (Forward to proponent of publication or form) (Include ZIP Code) | <b>FROM:</b> (Activity and location) (Include ZIP Code) |
|---|---|

**PART I - ALL PUBLICATIONS (EXCEPT RPSTL AND SC/SM) AND BLANK FORMS**

|                         |      |       |
|-------------------------|------|-------|
| PUBLICATION/FORM NUMBER | DATE | TITLE |
|-------------------------|------|-------|

| ITEM | PAGE | PARA-GRAPH | LINE | FIGURE NO. | TABLE | RECOMMENDED CHANGES AND REASON |
|------|------|------------|------|------------|-------|--------------------------------|
|      |      |            |      |            |       |                                |

*\* Reference to line numbers within the paragraph or subparagraph.*

|                            |  |           |
|----------------------------|--|-----------|
| TYPED NAME, GRADE OR TITLE | TELEPHONE EXCHANGE/AUTOVON, PLUS EXTENSION | SIGNATURE |
|----------------------------|--|-----------|

|   |  |             |
|---|--|-------------|
| <b>TO:</b> <i>(Forward direct to addressee listed in publication)</i> | <b>FROM:</b> <i>(Activity and location) (Include ZIP Code)</i> | <b>DATE</b> |
|---|--|-------------|

**PART II - REPAIR PARTS AND SPECIAL TOOL LISTS AND SUPPLY CATALOGS/SUPPLY MANUALS**

| PUBLICATION NUMBER |          |          | DATE                  |               | TITLE      |          |                                    |                    |
|--------------------|----------|----------|-----------------------|---------------|------------|----------|------------------------------------|--------------------|
| PAGE NO.           | COLM NO. | LINE NO. | NATIONAL STOCK NUMBER | REFERENCE NO. | FIGURE NO. | ITEM NO. | TOTAL NO. OF MAJOR ITEMS SUPPORTED | RECOMMENDED ACTION |
|                    |          |          |                       |               |            |          |                                    |                    |

**PART III - REMARKS** *(Any general remarks or recommendations, or suggestions for improvement of publications and blank forms. Additional blank sheets may be used if more space is needed.)*

|                            |  |           |
|----------------------------|--|-----------|
| TYPED NAME, GRADE OR TITLE | TELEPHONE EXCHANGE/AUTOVON, PLUS EXTENSION | SIGNATURE |
|----------------------------|--|-----------|



By order of the Secretary of the Army:

GEORGE W. CASEY, JR.  
*General, United States Army*  
*Chief of Staff*

Official:

A handwritten signature in black ink that reads "Joyce E. Morrow". The signature is written in a cursive style with a large, stylized initial "J".

JOYCE E. MORROW  
*Administrative Assistant to the*  
*Secretary of the Army*  
0827705

Distribution: To be distributed in accordance with the initial distribution number (IDN) 381211, requirements for TM 5-4210-249-13&P-4.



THE METRIC SYSTEM AND EQUIVALENTS

LINEAR MEASURE

1 Centimeter=10 Millimeters=0.01 Meters=0.3937 Inches  
 1 Meter=100 Centimeters=1000 Millimeters=39.37 Inches  
 1 Kilometer=1000 Meters=0.621 Miles

SQUARE MEASURE

1 Sq Centimeter=100 Sq Millimeters=0.155 Sq Inches  
 1 Sq Meter=10,000 Sq Centimeters=10.76 Sq Feet  
 1 Sq Kilometer=1,000,000 Sq Meters=0.386 Sq Miles

WEIGHTS

1 Gram=0.001 Kilograms=1000 Milligrams=0.035 Ounces  
 1 Kilogram=1000 Grams=2.2 Lb  
 1 Metric Ton=1000 Kilograms=1 Megagram=1.1 Short Tons

CUBIC MEASURE

1 Cu Centimeter=1000 Cu Millimeters=0.06 Cu Inches  
 1 Cu Meter=1,000,000 Cu Centimeters=35.31 Cu Feet

LIQUID MEASURE

1 Milliliter=0.001 Liters=0.0338 Fluid Ounces  
 1 Liter=1000 Milliliters=33.82 Fluid Ounces

TEMPERATURE

$5/9 (^{\circ}\text{F} - 32) = ^{\circ}\text{C}$   
 212° Fahrenheit is equivalent to 100° Celsius  
 90° Fahrenheit is equivalent to 32.2° Celsius  
 32° Fahrenheit is equivalent to 0° Celsius  
 $9/5 \text{ C}^{\circ} + 32 = \text{F}^{\circ}$

APPROXIMATE CONVERSION FACTORS

| <u>TO CHANGE</u>      | <u>TO</u>                 | <u>MULTIPLY BY</u> |
|-----------------------|---------------------------|--------------------|
| Inches.....           | Centimeters.....          | 2.540              |
| Feet .....            | Meters .....              | 0.305              |
| Yards .....           | Meters .....              | 0.914              |
| Miles.....            | Kilometers .....          | 1.609              |
| Square Inches.....    | Square Centimeters.....   | 6.451              |
| Square Feet.....      | Square Meters.....        | 0.093              |
| Square Yards.....     | Square Meters.....        | 0.836              |
| Square Miles.....     | Square Kilometers .....   | 2.590              |
| Acres .....           | Square Hectometers.....   | 0.405              |
| Cubic Feet.....       | Cubic Meters.....         | 0.028              |
| Cubic Yards .....     | Cubic Meters.....         | 0.765              |
| Fluid Ounces.....     | Milliliters .....         | 29.573             |
| Pints .....           | Liters.....               | 0.473              |
| Quarts.....           | Liters.....               | 0.946              |
| Gallons.....          | Liters.....               | 3.785              |
| Ounces.....           | Grams.....                | 28.349             |
| Pounds.....           | Kilograms .....           | 0.454              |
| Short Tons.....       | Metric Tons .....         | 0.907              |
| Pound-Feet .....      | Newton-Meters.....        | 1.356              |
| Pounds/Sq Inch .....  | Kilopascals.....          | 6.895              |
| Miles per Gallon..... | Kilometers per Liter..... | 0.425              |
| Miles per Hour .....  | Kilometers per Hour.....  | 1.609              |

| <u>TO CHANGE</u>        | <u>TO</u>               | <u>MULTIPLY BY</u> |
|-------------------------|-------------------------|--------------------|
| Centimeters.....        | Inches.....             | 0.394              |
| Meters .....            | Feet .....              | 3.280              |
| Meters .....            | Yards .....             | 1.094              |
| Kilometers .....        | Miles.....              | 0.621              |
| Sq Centimeters .....    | Square Inches.....      | 0.155              |
| Square Meters.....      | Square Feet.....        | 10.764             |
| Square Meters.....      | Square Yards .....      | 1.196              |
| Square Kilometers ..... | Square Miles .....      | 0.386              |
| Sq Hectometers .....    | Acres .....             | 2.471              |
| Cubic Meters.....       | Cubic Feet.....         | 35.315             |
| Cubic Meters.....       | Cubic Yards .....       | 1.308              |
| Milliliters .....       | Fluid Ounces.....       | 0.034              |
| Liters.....             | Pints .....             | 2.113              |
| Liters.....             | Quarts.....             | 1.057              |
| Liters.....             | Gallons.....            | 0.264              |
| Grams.....              | Ounces.....             | 0.035              |
| Kilograms .....         | Pounds.....             | 2.205              |
| Metric Tons .....       | Short Tons.....         | 1.102              |
| Newton-Meters.....      | Pound-Feet .....        | 0.738              |
| Kilopascals.....        | Pounds per Sq Inch..... | 0.145              |
| Km per Liter.....       | Miles per Gallon.....   | 2.354              |
| Km per Hour.....        | Miles per Hour .....    | 0.621              |

